



INSTRUCTIONS FOR USE

1.

Remove plastic wrapping.


Before opening, tap the base of the box on the bench to ensure all tips are fully nested.



2.


Undo the paper tab and open the box by lowering both sides simultaneously.

Grasp transfer top. Lift tips straight up and clear of stack.



3.


Align transfer top over rack and place onto rack.



4.

Push down on transfer top to release refill plate and click onto rack.

Return transfer top to Fastrak® refill stack.



5.

Close the Fastrak® carton, lifting both sides simultaneously and re-seal the paper tab.

Once in use, do not invert the pack.



6.

Store boxes upright to ensure good tip nesting.



For more information and to watch a demonstration video, please visit www.alphalabs.co.uk/fastrak

JBN370A 01.23