

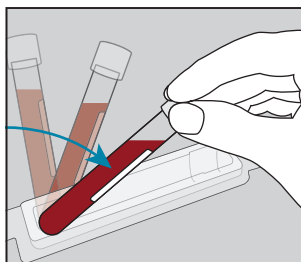
SpeciSafe® packs are available in a wide range of design options covering the most commonly used 95kPa sample vessels. This unique packaging concept helps make compliance with the UN3373 packaging instruction easy, using minimal components, and saving you time and money.

### SpeciSafe meets a number of the key requirements for UN3373 packaging

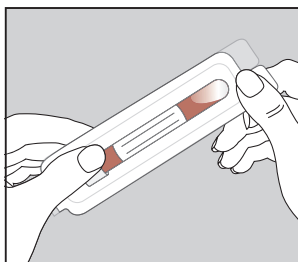
- Primary containers fit into pre-moulded positions so are separated from each other
- The SpeciSafe always contains sufficient absorbent material for the maximum primary container volume
- The SpeciSafe provides protection and cushioning
- The SpeciSafe is leak-proof when closed
- The SpeciSafe is rigid so only requires a flexible outer for road transport

### SpeciSafe Instructions for Use: For Road Transport (ADR)

**NOTE: FOR ROAD TRANSPORT THE PRIMARY CONTAINER MUST PASS THE 95kPa PRESSURE DIFFERENTIAL TEST AT AMBIENT TEMPERATURE.**



**1** Push the sample tubes into the pre-moulded shapes of the SpeciSafe pack so they are held in position.



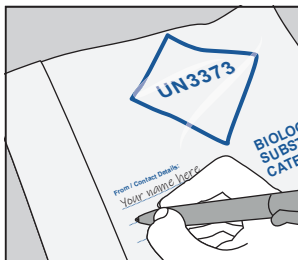
**2** Close the SpeciSafe and work around the edge pressing **firmly** to seal all around.





**3** Place the SpeciSafe into a bubble-lined or polythene envelope with compliant UN3373 labelling.



**4** Seal and address the envelope as required.



**5** Add the sender's contact information.

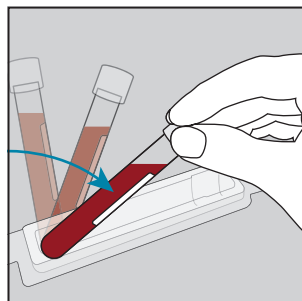
		
Weight	180g	120g
Postage Type	Small parcel up to 1kg	Large letter up to 250g
1 <sup>st</sup> Class Postage Cost	£3.45	£1.40
<b>Saving</b>	<b>£2.05</b>	

(Pricing correct at time of print)

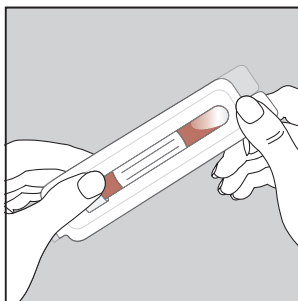
**6** Most SpeciSafe packs can be posted at Royal Mail large letter rate (dependent on size of the primary container).

## SpeciSafe Instructions for Use: For Air Transport (IATA)

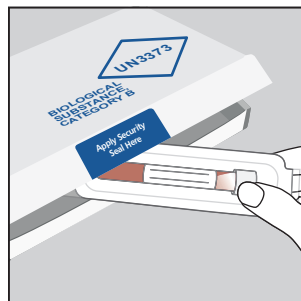
**NOTE:** FOR AIR TRANSPORT THE PRIMARY CONTAINER MUST PASS THE 95kPa PRESSURE DIFFERENTIAL TEST AT BOTH -40C AND +55C.



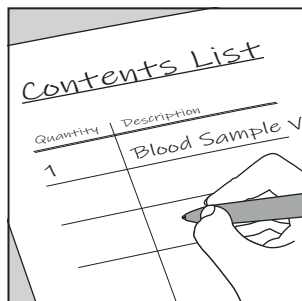
**1** Push the sample tubes into the pre-moulded shapes of the SpeciSafe pack so they are held in position.



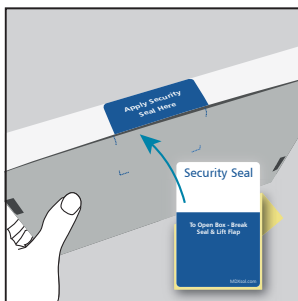
**2** Close the SpeciSafe and work around the edge pressing **firmly** to seal all around.




**3** Place the SpeciSafe into a rigid outer box with compliant UN3373 labelling. Add cushioning if necessary to prevent movement.



**4** Add an itemised list of contents.



**5** Seal and address as required.



**6** Add the sender's contact information.

**7** Consult with your courier to arrange transport.

For further information or if you have any questions, please contact:



supplying quality to science

**Alpha Laboratories Limited**  
40 Parham Drive  
Eastleigh, Hampshire  
SO50 4NU United Kingdom

**Tel:** +44 (0) 23 8048 3000  
**Fax:** +44 (0) 23 8064 3701  
**Email:** [sales@alphalabs.co.uk](mailto:sales@alphalabs.co.uk)  
**Web:** [www.un3373.co.uk](http://www.un3373.co.uk)