


# HOW TO BUILD YOUR OWN BIRD FEEDER



**GATHER YOUR RECLAIMED  
WOOD**



**1**




**CUT FOUR  
BOARDS TO THE  
SAME LENGTH ...**

**...AND WIDTH**

**SAND DOWN THE EDGES  
TO AVOID SPLINTERS**



**2**



**ASSEMBLE THE  
FRAME WITH  
SCREWS**



**DRILL PILOT HOLES TO  
PREVENT THE WOOD  
FROM SPLITTING**

**3**



**CUT TWO BOARDS FOR  
THE RAISED EDGES...**



**ONE SHOULD BE SLIGHTLY  
WIDER, SO ADD THE THICKNESS  
OF THE BOARD TO ITS WIDTH**

**4**




**... AND ATTACH  
THEM TO THE  
BASE**



**CUT TWO  
TRIANGULAR  
PIECES ...**

**... AND SCREW  
THEM DOWN  
ONTO THE  
RAISED EDGES**



**USE THE ROPE TO HANG YOUR FEEDER  
IN A SAFE SPOT...**



**... AND FILL WITH TREATS!**