
























WELL v2 and LEED v5 (BD+C) Crosswalk

Note: For many compliance paths, there may be multiple features or parts that must be achieved in order for one LEED credit to be awarded. Likewise, the achievement of one LEED Credit can result in the awarding of several WELL features or parts. When a LEED credit or WELL feature has a point range, notes are provided to indicate how many points can be achieved. The WELL Points shown are for Owner-Occupied projects; for WELL Core projects, the points may differ. The Tier described for tiered features is accurate for both types of WELL projects.

CONCEPT	WELL Feature (WELL v2)	WELL Points	Compliance Path	LEED Points	LEED Credit (LEED v5)	CATEGORY	NOTES
AIR	A02.1 Smoke-Free Environment: Prohibit Indoor Smoking + A02.2 Smoke-Free Environment: Prohibit Outdoor Smoking	Precondition	 The LEED credit may be used for WELL compliance	Prereq	EQp3: No Smoking or Vehicle Idling	EQ	
AIR	A03.1 Ventilation Design: Ensure Adequate Ventilation	Precondition	 The LEED credit may be used for WELL compliance	Prereq	EQp2: Fundamental Air Quality + EAp3: Fundamental Commissioning	EQ	For naturally ventilated spaces, only LEED EQp2 Fundamental Air Quality is required for WELL compliance.
AIR	A04.1 Construction Pollution Management: Mitigate Construction Pollution	Precondition	 The LEED credit may be used for WELL compliance	Prereq	EQp1: Construction Management	EQ	
AIR	A06.1 Enhanced Ventilation Design: Increase Outdoor Air Supply Option 1: Increase Air Supply	1	 The LEED credit may be used for WELL compliance	2	EQc1: Enhanced Air Quality, Option 1. Increased Ventilation + EQc1: Enhanced Air Quality - Exemplary Performance	EQ	Complying with LEED achieves Tier 1 in WELL.
AIR	A07.1 Operable Windows: Provide Operable Windows	1	 Either LEED or WELL approach may be used for compliance	2	EQc4: Resilient Spaces, Option 4. Operable Windows	EQ	For WELL compliance, must achieve 2 LEED points.
AIR	A08.1 Air Quality Monitoring and Awareness: Install Indoor Air Monitors + A08.2 Air Quality Monitoring and Awareness: Promote Air Quality Awareness	1 +	 The WELL feature may be used for LEED compliance	1	EQc5: Air Quality Testing and Monitoring, Option 2. Continuous Indoor Air Monitoring	EQ	
AIR	A09.1 Pollution Infiltration Management: Design Healthy Entryways	1	 The WELL feature may be used for LEED compliance	Prereq	EQp2: Fundamental Air Quality	EQ	For LEED compliance, WELL A09.1 can be used for the Entryway System Design requirements of LEED prerequisite EQp2.
AIR	A09.2 Pollution Infiltration Management: Perform Envelope Commissioning	1	 The LEED credit may be used for WELL compliance	1	EAc5: Enhanced Commissioning, Option 1. Enhanced Commissioning, Path 2. Enhanced Commissioning for Building Enclosure	EA	
AIR	A10.1 Combustion Minimization: Manage Combustion	1	 The LEED credit may be used for WELL compliance	1-5	EAc1: Electrification + EQp3: No Smoking or Vehicle Idling	EA	
AIR	A12.1 Air Filtration: Implement Particle Filtration	1	 The LEED credit may be used for WELL compliance	Prereq	EQp2: Fundamental Air Quality	EQ	
LIGHT	L01.1 Light Exposure: Provide Indoor Light	Precondition	 The LEED credit may be used for WELL compliance	1	EQc2: Occupant Experience, Option 5. Lighting Environment, Path 3. Proximity to Windows for Daylight Access OR Path 4. Daylight Simulation	EQ	
LIGHT	L05.2 Daylight Design Strategies: Integrate Solar Shading	1	 Either LEED or WELL approach may be used for compliance	1	EQc2: Occupant Experience, Option 5. Lighting Environment, Path 1. Solar Glare	EQ	For LEED compliance, any Tier in WELL is sufficient Complying with LEED achieves Tier 1 in WELL.










WELL v2 and LEED v5 (BD+C) Crosswalk

Note: For many compliance paths, there may be multiple features or parts that must be achieved in order for one LEED credit to be awarded. Likewise, the achievement of one LEED Credit can result in the awarding of several WELL features or parts. When a LEED credit or WELL feature has a point range, notes are provided to indicate how many points can be achieved. The WELL Points shown are for Owner-Occupied projects; for WELL Core projects, the points may differ. The Tier described for tiered features is accurate for both types of WELL projects.

CONCEPT	WELL Feature (WELL v2)	WELL Points	Compliance Path	LEED Points	LEED Credit (LEED v5)	CATEGORY	NOTES
LIGHT	L06.1 Daylight Simulation: Conduct Daylight Simulation	1-2	 Either LEED or WELL approach may be used for compliance	1-4	EQc2: Occupant Experience, Option 5. Lighting Environment, Path 4. Daylight Simulation	EQ	If using WELL L06.1 for LEED compliance: Must use calculations per IES LM-83. WELL Tier 1 = 2 LEED points, Tier 2 = 4 LEED points. If using LEED EQc2 for WELL compliance: 2 LEED points = Tier 1 in WELL, 4 LEED points = Tier 2 in WELL.
LIGHT	L04.1 Electric Light Glare Control: Manage Glare from Electric Lighting	2	 The WELL feature may be used for LEED compliance	1	EQc2: Occupant Experience, Option 5. Lighting Environment, Path 2. Quality Electric Lighting	EQ	
LIGHT	L08.1 Electric Light Quality: Enhance Color Rendering Quality	1	 Either LEED or WELL approach may be used for compliance				
MOVEMENT	V04.1 Facilities for Active Occupants: Provide Cycling Infrastructure	2	 The LEED credit may be used for WELL compliance	1	LTc4: Transportation Demand Management, Option 2. Active Travel Facilities, Path 1. Bicycle Network and Storage + Path 3. Bicycle Maintenance	LT	
MOVEMENT	V04.2 Facilities for Active Occupants: Provide Showers, Lockers and Changing Facilities	1	 Either LEED or WELL approach may be used for compliance	1	LTc4: Transportation Demand Management, Option 2. Active Travel Facilities, Path 2. Shower and Changing Facilities	LT	
MOVEMENT	V05.1 Site Planning and Selection: Pedestrian-friendly streets	2	 The WELL feature may be used for LEED compliance	2-3	LTc3: Compact and Connected Development, Option 3. Walkable Location	LT	For LEED compliance, Walk Score 70 = 2 LEED points, and Walk Score 80+ = 3 LEED points.
MOVEMENT	V05.2 Site Planning and Selection: Select Sites with Access to Mass Transit	2	 Either LEED or WELL approach may be used for compliance	1-4	LTc3: Compact and Connected Development, Option 2. Access to Transit	LT	For LEED compliance, Option A in WELL = 4 LEED points, Option B = 1 point, Option C = 1.
THERMAL COMFORT	T01.1 Thermal Performance: Provide Acceptable Thermal Environment Option 1 + T03.1 Thermal Zoning: Provide Thermostat Control OR T04.1 Individual Thermal Control: Provide Personal Cooling Options OR T04.2 Individual Thermal Control: Provide Personal Heating Options	Precondition + 1-2	 The WELL feature may be used for LEED compliance	1	EQc2: Occupant Experience, Option 3. Thermal Environment	EQ	For LEED compliance, must achieve WELL T01.1 and at least one of T03.1, T04.1 or T04.2.
THERMAL COMFORT	T09.1 Outdoor Thermal Comfort: Manage Outdoor Heat	1	 The LEED credit may be used for WELL compliance	1-2	SSc5: Heat Island Reduction	SS	
SOUND	S01.1 Sound Mapping: Label Acoustic Zones + S01.2 Sound Mapping: Provide Acoustic Design Plan	Precondition	 Either LEED or WELL approach may be used for compliance	1	EQc2: Occupant Experience, Option 4. Sound Environment, Path 1. Mapping Acoustical Expectations for Indoor and Outdoor Spaces	EQ	
SOUND	S01.1 Sound Mapping: Label Acoustic Zones + S01.2 Sound Mapping: Provide Acoustic Design Plan + S02.1 Limit Background Noise Levels, S03.1 Sound Barriers, S04.1 Reverberation Time Thresholds, S05.1 Sound Reducing Surfaces, S07.1 Impact Noise Management	Precondition + Precondition + 1-3	 The WELL feature may be used for LEED compliance	2	EQc2: Occupant Experience, Option 4. Sound Environment, Path 2. Acoustic Criteria for Indoor and Outdoor Spaces	EQ	For LEED compliance, must achieve WELL S01.1, S01.2 and at least three of S02.1, S03.1, S04.1, S05.1, S07.1.

WELL v2 and LEED v5 (BD+C) Crosswalk

Note: For many compliance paths, there may be multiple features or parts that must be achieved in order for one LEED credit to be awarded. Likewise, the achievement of one LEED Credit can result in the awarding of several WELL features or parts. When a LEED credit or WELL feature has a point range, notes are provided to indicate how many points can be achieved. The WELL Points shown are for Owner-Occupied projects; for WELL Core projects, the points may differ. The Tier described for tiered features is accurate for both types of WELL projects.

CONCEPT	WELL Feature (WELL v2)	WELL Points	Compliance Path	LEED Points	LEED Credit (LEED v5)	CATEGORY	NOTES
MATERIALS	X04.1 Site Remediation: Assess and Mitigate Site Hazards	1	 The WELL feature may be used for LEED compliance	1	LTc1: Sensitive Land Protection, Option 1. Previously Developed Sites	LT	
			 Either LEED or WELL approach may be used for compliance	2	LTc2: Equitable Development, Option 1. Priority Sites, Path 1. Brownfield Remediation	LT	
MATERIALS	X06.1 VOC Restrictions: Limit VOCs from Wet-Applied Products + X06.2 VOC Restrictions: Restrict VOC Emissions from Furniture, Architectural and Interior Products	2 + 1-2	 The LEED credit may be used for WELL compliance	1-2	MRC3: Low Emitting Materials	MR	For WELL compliance, achieving LEED MRC3 always achieves X06.1. In addition, achieving 1 point in LEED earns X06.2 Tier 1; achieving 2 points in LEED earns X06.2 Tier 2.
MIND	M02.1 Nature and Place: Provide Connection to Nature + M02.2 Nature and Place: Provide Connection to Place	precondition	 The LEED credit may be used for WELL compliance	1	EQc2: Occupant Experience, Option 1. Biophilic Environment, Path 1. Integrated Biophilic Design	EQ	
COMMUNITY	C02.1 Integrative Design: Facilitate Stakeholder Charrette	precondition	 The WELL feature may be used for LEED compliance	1	IPc1: Integrative Design Process	IP	
COMMUNITY	C13.1 Accessibility and Universal Design: Integrate Universal Design + C13.2 Accessibility and Universal Design: β Support Interior Navigation OR C13.3 Accessibility and Universal Design: β Support Building & Neighborhood Wayfinding	3	 The WELL feature may be used for LEED compliance	1	EQc3: Accessibility and Inclusion	EQ	If the WELL project has no accessibility code, include the following strategies to comply with LEED: • Accessible routes or regularly used exterior building entrances have ramps to accommodate elevation change. • All doors meant for human passage have a minimum clear width of 32 in (0.86 meters). • Reception desks, security counters, and service counters all have a front approach, wheelchair-accessible section.
COMMUNITY	C16.1 β Affordable Housing: Allocate Affordable Housing	1-2	 The WELL feature may be used for LEED compliance	2	LTc2: Equitable Development, Option 2. Housing Jobs Proximity, Path 2. Location-Efficient Affordable Housing	LT	
COMMUNITY	C21.2 β Multisensory Design: Create Spaces for Neuro-Inclusion	2	 The WELL feature may be used for LEED compliance	1	EQc2: Occupant Experience, Option 2. Adaptable Environment	EQ	
INNOVATION	I05.1 Green Building Rating Systems: Achieve Green Building Certification	5	 The LEED credit may be used for WELL compliance	n/a	LEED Certification	n/a	