
























LEED v5 BD+C and WELL v2 Crosswalk

Note: For many compliance paths, there may be multiple features or parts that must be achieved in order for one LEED credit to be awarded. Likewise, the achievement of one LEED Credit can result in the awarding of several WELL features or parts. When a LEED credit or WELL feature has a point range, notes are provided to indicate how many points can be achieved. The WELL Points shown are for Owner-Occupied projects; for WELL Core projects, the points may differ. The Tier described for tiered features is accurate for both types of WELL projects.

CATEGORY	LEED Credit (LEED v5)	LEED Points	Compliance Path	WELL Points	WELL Feature (WELL v2)	CONCEPT	NOTES
IP	IPc1: Integrative Design Process	1	 The WELL feature may be used for LEED compliance	precondition	C02.1 Integrative Design: Facilitate Stakeholder Charrette	COMMUNITY	
LT	LTc1: Sensitive Land Protection, Option 1. Previously Developed Sites	1	 The WELL feature may be used for LEED compliance	1	X04.1 Site Remediation: Assess and Mitigate Site Hazards	MATERIALS	
LT	LTc2: Equitable Development, Option 1. Priority Sites, Path 1. Brownfield Remediation	2	 Either LEED or WELL approach may be used for compliance				
LT	LTc2: Equitable Development, Option 2. Housing Jobs Proximity, Path 2. Location-Efficient Affordable Housing	2	 The WELL feature may be used for LEED compliance	1-2	C16.1 β Affordable Housing: Allocate Affordable Housing	COMMUNITY	
LT	LTc3: Compact and Connected Development, Option 2. Access to Transit	1-4	 Either LEED or WELL approach may be used for compliance	2	V05.2 Site Planning and Selection: Select Sites with Access to Mass Transit	MOVEMENT	For LEED compliance, Option A in WELL = 4 LEED points, Option B = 1 point, Option C = 1.
LT	LTc3: Compact and Connected Development, Option 3. Walkable Location	2-3	 The WELL feature may be used for LEED compliance	2	V05.1 Site Planning and Selection: Pedestrian-friendly streets	MOVEMENT	For LEED compliance, Walk Score 70 = 2 LEED points, and Walk Score 80+ = 3 LEED points.
LT	LTc4: Transportation Demand Management, Option 2. Active Travel Facilities, Path 1. Bicycle Network and Storage + Path 3. Bicycle Maintenance	1	 The LEED credit may be used for WELL compliance	2	V04.1 Facilities for Active Occupants: Provide Cycling Infrastructure	MOVEMENT	
LT	LTc4: Transportation Demand Management, Option 2. Active Travel Facilities, Path 2. Shower and Changing Facilities	1	 Either LEED or WELL approach may be used for compliance	1	V04.2 Facilities for Active Occupants: Provide Showers, Lockers and Changing Facilities	MOVEMENT	
SS	SSc5: Heat Island Reduction	1-2	 The LEED credit may be used for WELL compliance	1	T09.1 Outdoor Thermal Comfort: Manage Outdoor Heat	THERMAL COMFORT	
EA	EAc1: Electrification + EQp3: No Smoking or Vehicle Idling	1-5	 The LEED credit may be used for WELL compliance	1	A10.1 Combustion Minimization: Manage Combustion	AIR	
EA	EAc5: Enhanced Commissioning, Option 1. Enhanced Commissioning, Path 2. Enhanced Commissioning for Building Enclosure	1	 The LEED credit may be used for WELL compliance	1	A09.2 Pollution Infiltration Management: Perform Envelope Commissioning	AIR	
MR	MRc3: Low Emitting Materials	1-2	 The LEED credit may be used for WELL compliance	2 + 1-2	X06.1 VOC Restrictions: Limit VOCs from Wet-Applied Products + X06.2 VOC Restrictions: Restrict VOC Emissions from Furniture, Architectural and Interior Products	MATERIALS	For WELL compliance, achieving LEED MRc3 always achieves X06.1. In addition, achieving 1 point in LEED earns X06.2 Tier 1; achieving 2 points in LEED earns X06.2 Tier 2.










LEED v5 BD+C and WELL v2 Crosswalk

Note: For many compliance paths, there may be multiple features or parts that must be achieved in order for one LEED credit to be awarded. Likewise, the achievement of one LEED Credit can result in the awarding of several WELL features or parts. When a LEED credit or WELL feature has a point range, notes are provided to indicate how many points can be achieved. The WELL Points shown are for Owner-Occupied projects; for WELL Core projects, the points may differ. The Tier described for tiered features is accurate for both types of WELL projects.

CATEGORY	LEED Credit (LEED v5)	LEED Points	Compliance Path	WELL Points	WELL Feature (WELL v2)	CONCEPT	NOTES
EQ	EQp1: Construction Management	Prereq	 The LEED credit may be used for WELL compliance	Precondition	A04.1 Construction Pollution Management: Mitigate Construction Pollution	AIR	
EQ	EQp2: Fundamental Air Quality	Prereq	 The LEED credit may be used for WELL compliance	1	A12.1 Air Filtration: Implement Particle Filtration	AIR	
EQ	EQp2: Fundamental Air Quality	Prereq	 The WELL feature may be used for LEED compliance	1	A09.1 Pollution Infiltration Management: Design Healthy Entryways	AIR	For LEED compliance, WELL A09.1 can be used for the Entryway System Design requirements of LEED prerequisite EQp2.
EQ	EQp2: Fundamental Air Quality + EAp3: Fundamental Commissioning	Prereq	 The LEED credit may be used for WELL compliance	Precondition	A03.1 Ventilation Design: Ensure Adequate Ventilation	AIR	For naturally ventilated spaces, only LEED EQp2 Fundamental Air Quality is required for WELL compliance.
EQ	EQp3: No Smoking or Vehicle Idling	Prereq	 The LEED credit may be used for WELL compliance	Precondition	A02.1 Smoke-Free Environment: Prohibit Indoor Smoking + A02.2 Smoke-Free Environment: Prohibit Outdoor Smoking + A10.3 Combustion Minimization: Engine Exhaust Reduction	AIR	
EQ	EQc1: Enhanced Air Quality, Option 1. Increased Ventilation + EQc1: Enhanced Air Quality - Exemplary Performance	2	 The LEED credit may be used for WELL compliance	1	A06.1 Enhanced Ventilation Design: Increase Outdoor Air Supply Option 1: Increase Air Supply	AIR	Complying with LEED achieves Tier 1 in WELL.
EQ	EQc2: Occupant Experience, Option 1. Biophilic Environment, Path 1. Integrated Biophilic Design	1	 The LEED credit may be used for WELL compliance	precondition	M02.1 Nature and Place: Provide Connection to Nature + M02.2 Nature and Place: Provide Connection to Place	MIND	
EQ	EQc2: Occupant Experience, Option 2. Adaptable Environment	1	 The WELL feature may be used for LEED compliance	2	C21.2 β Multisensory Design: Create Spaces for Neuro-Inclusion	COMMUNITY	
EQ	EQc2: Occupant Experience, Option 3. Thermal Environment	1	 The WELL feature may be used for LEED compliance	Precondition + 1-2	T01.1 Thermal Performance: Provide Acceptable Thermal Environment Option 1 + T03.1 Thermal Zoning: Provide Thermostat Control OR T04.1 Individual Thermal Control: Provide Personal Cooling Options OR T04.2 Individual Thermal Control: Provide Personal Heating Options	THERMAL COMFORT	For LEED compliance, must achieve WELL T01.1 and at least one of T03.1, T04.1 or T04.2.
EQ	EQc2: Occupant Experience, Option 4. Sound Environment, Path 1. Mapping Acoustical Expectations for Indoor and Outdoor Spaces	1	 Either LEED or WELL approach may be used for compliance	Precondition	S01.1 Sound Mapping: Label Acoustic Zones + S01.2 Sound Mapping: Provide Acoustic Design Plan	SOUND	
EQ	EQc2: Occupant Experience, Option 4. Sound Environment, Path 2. Acoustic Criteria for Indoor and Outdoor Spaces	2	 The WELL feature may be used for LEED compliance	Precondition + Precondition + 1-3	S01.1 Sound Mapping: Label Acoustic Zones + S01.2 Sound Mapping: Provide Acoustic Design Plan + S02.1 Limit Background Noise Levels, S03.1 Sound Barriers, S04.1 Reverberation Time Thresholds, S05.1 Sound Reducing Surfaces, S07.1 Impact Noise Management	SOUND	For LEED compliance, must achieve WELL S01.1, S01.2 and at least three of S02.1, S03.1, S04.1, S05.1, S07.1.

LEED v5 BD+C and WELL v2 Crosswalk

Note: For many compliance paths, there may be multiple features or parts that must be achieved in order for one LEED credit to be awarded. Likewise, the achievement of one LEED Credit can result in the awarding of several WELL features or parts. When a LEED credit or WELL feature has a point range, notes are provided to indicate how many points can be achieved. The WELL Points shown are for Owner-Occupied projects; for WELL Core projects, the points may differ. The Tier described for tiered features is accurate for both types of WELL projects.

CATEGORY	LEED Credit (LEED v5)	LEED Points	Compliance Path	WELL Points	WELL Feature (WELL v2)	CONCEPT	NOTES
EQ	EQc2: Occupant Experience, Option 5. Lighting Environment, Path 1. Solar Glare	1	 Either LEED or WELL approach may be used for compliance	1	L05.2 Daylight Design Strategies: Integrate Solar Shading	LIGHT	For LEED compliance, any Tier in WELL is sufficient. Complying with LEED achieves Tier 1 in WELL.
EQ	EQc2: Occupant Experience, Option 5. Lighting Environment, Path 2. Quality Electric Lighting	1	 The WELL feature may be used for LEED compliance	2	L04.1 Electric Light Glare Control: Manage Glare from Electric Lighting	LIGHT	
			 Either LEED or WELL approach may be used for compliance	1	L08.1 Electric Light Quality: Enhance Color Rendering Quality	LIGHT	
EQ	EQc2: Occupant Experience, Option 5. Lighting Environment, Path 3. Proximity to Windows for Daylight Access OR Path 4. Daylight Simulation	1	 The LEED credit may be used for WELL compliance	Precondition	L01.1 Light Exposure: Provide Indoor Light	LIGHT	
EQ	EQc2: Occupant Experience, Option 5. Lighting Environment, Path 4. Daylight Simulation	1-4	 Either LEED or WELL approach may be used for compliance	1-2	L06.1 Daylight Simulation: Conduct Daylight Simulation	LIGHT	If using WELL L06.1 for LEED compliance: Must use calculations per IES LM-83. WELL Tier 1 = 2 LEED points, Tier 2 = 4 LEED points. If using LEED EQc2 for WELL compliance: 2 LEED points = Tier 1 in WELL, 4 LEED points = Tier 2 in WELL.
EQ	EQc3: Accessibility and Inclusion	1	 The WELL feature may be used for LEED compliance	3	C13.1 Accessibility and Universal Design: Integrate Universal Design + C13.2 Accessibility and Universal Design: β Support Interior Navigation OR C13.3 Accessibility and Universal Design: β Support Building & Neighborhood Wayfinding	COMMUNITY	If the WELL project has no accessibility code, include the following strategies to comply with LEED: • Accessible routes or regularly used exterior building entrances have ramps to accommodate elevation change. • All doors meant for human passage have a minimum clear width of 32 in (0.86 meters). • Reception desks, security counters, and service counters all have a front approach, wheelchair-accessible section.
EQ	EQc4: Resilient Spaces, Option 4. Operable Windows	2	 Either LEED or WELL approach may be used for compliance	1	A07.1 Operable Windows: Provide Operable Windows	AIR	For WELL Compliance, must achieve 2 LEED points
EQ	EQc5: Air Quality Testing and Monitoring, Option 2. Continuous Indoor Air Monitoring	1	 The WELL feature may be used for LEED compliance	1 + 1	A08.1 Air Quality Monitoring and Awareness: Install Indoor Air Monitors + A08.2 Air Quality Monitoring and Awareness: Promote Air Quality Awareness	AIR	
n/a	LEED Certification	n/a	 The LEED credit may be used for WELL compliance	5	I05.1 Green Building Rating Systems: Achieve Green Building Certification	INNOVATION	