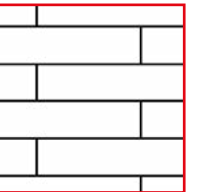
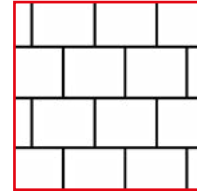


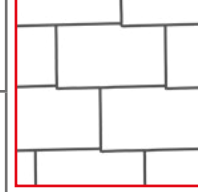
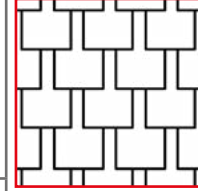


BRANDNAME	ARDONIT SMOOTH										ARDONIT TEXTURED		MONTANA SMOOTH		MONTANA TEXTURED		FASONIT					
SHAPE																						
FINISHING	<ul style="list-style-type: none"> » Smooth surface » Straight edges » 3 holes » For facade only 	<ul style="list-style-type: none"> » Smooth surface » Straight edges » 3 holes » For facade and roof 	<ul style="list-style-type: none"> » Smooth surface » Straight edges » No holes 				<ul style="list-style-type: none"> » Smooth surface » Straight edges » 2 cut corners 				<ul style="list-style-type: none"> » Smooth surface » Straight edges » 3 holes for facade 	<ul style="list-style-type: none"> » Smooth surface » Straight edges » 3 holes for facade & roof 	<ul style="list-style-type: none"> » Textured surface » 60/32: horizontaal » 40/20: verticaal » Straight edges » No holes 		<ul style="list-style-type: none"> » Smooth surface » Dressed edges » No holes 		<ul style="list-style-type: none"> » Textured surfaces » Dressed edges » No holes 		<ul style="list-style-type: none"> » Textured or smooth surface » With or without 5 holes 			
SIZE (CM)	60/30/5	60/30/9	60/40 45/30	60/30	40/20 60/32	40/27 40/24	45/30	60/30	40/40/5	40/40/10	60/32	40/20	60/30 45/30 40/27 40/24	60/30 45/30 40/27 40/24	45/30	60/30						
THICKNESS (MM)	4	4	4	4	4	4	4	4	4	4	4	4	4	4	4	4						
COLORS	336 blue-black 150 natural grey* 	336 blue-black 150 natural grey* 	336 blue-black 150 natural grey* 	336 blue-black 360 Iron grey* 365 Quarz grey* 333 premium black 345 cloudy grey* 	150 natural grey* 	336 blue-black 353 manganese brown* 340 terracotta* 150 natural grey* 333 premium black* 	336 blue-black 150 natural grey* 	336 blue-black 353 manganese brown* 340 terracotta* 150 natural grey* 333 premium black 	336 blue-black 333 premium black 	336 blue-black 150 natural grey 	336 blue-black 150 natural grey 	336 blue-black 150 natural grey 	336 blue-black 150 natural grey 	336 blue-black 150 natural grey 	336 blue-black 150 natural grey 	336 blue-black 150 natural grey 	12 cream 13 snowwhite 	 Almost all RAL and NCS colours are available from 100m ²				
* On order																						

COVERING METHOD



		ARDONIT & FASONIT			MONTANA		
SIZE (CM)	HEADLAP (CM)	APPX. BATTEN GAUGE (CM)	APPX. PIECES PER M ²	APPX. WEIGHT PER M ² (KG)	APPX. BATTEN GAUGE (CM)	APPX. PIECES PER M ²	APPX. WEIGHT PER M ² (KG)
Vertical double-lap (≥ 25°) (roof & facade)							
60 x 40	5 (facade)	27,50	9,00	18,36	-	-	-
	9	25,50	9,71	19,80	-	-	-
	11	24,50	10,10	20,61	-	-	-
	13	23,50	10,53	21,49	-	-	-
60 x 32	5 (facade)	27,50	11,22	17,60	-	-	-
	9	25,50	12,10	18,98	-	-	-
	11	24,50	12,60	19,75	-	-	-
	13	23,50	13,13	20,59	-	-	-
60 x 30	5 (facade)	27,50	11,96	18,30	27,25	12,27	18,12
	9	25,50	12,90	19,74	25,25	13,25	19,55
	11	24,50	13,43	20,54	24,25	13,79	20,36
	13	23,50	14,00	21,42	23,25	14,38	21,23
45 x 30	5 (facade)	20,00	16,45	17,74	19,75	16,93	17,62
	9	18,00	18,28	19,71	17,75	18,84	19,61
	11	17,00	19,35	20,87	16,75	19,97	20,78
	13	16,00	20,56	22,18	15,75	21,23	22,10
40 x 27	5 (facade)	17,50	20,86	19,14	17,25	21,55	19,09
	9	15,50	23,55	21,62	15,25	24,38	21,59
	11	14,50	25,17	23,11	14,25	26,09	23,10
	13	13,50	27,04	24,82	13,25	28,06	24,85
40 x 24	5 (facade)	17,50	23,42	19,11	17,25	24,26	19,09
	9	15,50	26,44	21,58	15,25	27,44	21,60
	11	14,50	28,26	23,06	14,25	29,36	23,11
40 x 20	5 (facade)	17,50	28,01	19,05	-	-	-
	9	15,50	31,63	21,51	-	-	-
Horizontal double-lap (≥ 30°) (roof & facade)							
60 x 32	5 (facade)	13,50	12,26	19,98	-	-	-
	9 (roof)	11,50	14,40	23,47	-	-	-
60 x 30	5 (facade)	12,50	13,25	20,27	-	-	-
	9 (roof)	10,50	15,80	24,17	-	-	-



		ARDONIT & FASONIT			MONTANA		
SIZE (CM)	HEADLAP (CM)	APPX. BATTEN GAUGE (CM)	APPX. PIECES PER M ²	APPX. WEIGHT PER M ² (KG)	APPX. BATTEN GAUGE (CM)	APPX. PIECES PER M ²	APPX. WEIGHT PER M ² (KG)
Covering with open joint (≥ 70°) (roof & facade)							
60 x 40	VERT.						
	HOR.						
60 x 40	5	27,50	5,51	11,24	-	-	-
	9	25,50	5,94	12,12	-	-	-
60 x 30	5	27,50	7,91	12,09	-	-	-
	9	25,50	8,53	13,04	-	-	-
Swiss covering (roof & facade)							
60 x 30	ROOF PITCH	VERT.	HOR.				
	30°-39°	12	13	18	11,82	18,08	-
	40°-70°	10	11	20	10,20	15,61	-
	>70°	6	7	24	7,86	12,03	-
Diamond covering (≥ 35°) (roof & facade)							
40 x 40	5 (facade)	22,60	8,20	11,00	-	-	-
	10 (roof)	19,40	11,20	14,70	-	-	-
Checkerboard pattern (facade)							
40 x 40 x 10	7,42	23,00	9,40	12,30	-	-	-