

#whdentalwerk



wh.com



#dentals  
*united*

**AEROSOL &**

**CONTAMINATION**

A risk for the patient  
and the dental team?

# Content

#dentalsunited .....	4
W&H Covid-19 measures .....	5
Webinars .....	6
Aerosol: fact vs. fiction .....	8-11
Aerosol: electric highspeed vs. turbine? .....	12-13
High speed handpieces – How does the hygienic head system from W&H help? .....	14–15
Explaining the run-out time of the rotor .....	16–18
Anti-retraction systems .....	19–20
Contra-angle handpieces and aerosol .....	21–22
How the turbine you choose can make so much difference .....	23
Prophy polishing handpieces .....	24
The decontamination and lubrication process – How to avoid lubrication process-related aerosol? .....	25
How do I ensure safety in my practice? .....	26-27
The decontamination cycle .....	28

Thermal washer disinfectors .....	29
Maintenance units .....	30
Benefits of Assistina Twin and Assistina 301 plus .....	31-32
Benefits of an automated handpiece cleaning and lubrication process .....	33-34
Sterilization and Traceability – Why choose type B sterilizers and why is traceability so important? .....	35–42
Maximum efficiency when reprocessing: How long should it take? .....	43
W&H AIMS Advanced Infection prevention Management Solutions .....	44-45
121°C Cycle for facemasks and clothing .....	46
How else can dentist's protect themselves, their team and patients? .....	47
Proper functioning of your sterilizer .....	48
Why use demineralized water? .....	49–50
How much difference does your decontamination equipment make? .....	51–54
Possible ways to reduce the risk of Covid-19 spread in the dental practice .....	55



With the #dentalsunited initiative, W&H wants to help „Professionals“ all over the world return to normal business operations quickly and safely. The first step was asking for your support by telling us what really matters to you right now and in the near future. And you told us, now we answer.

More information on [dentalsunited.com](https://dentalsunited.com)

# W&H Covid-19 measures

- › With factories in Austria and Italy, the W&H Group have continued with uninterrupted production during the Covid-19 pandemic ensuring we complied with international social distancing measures and other safety guidelines to keep our Team and our Customers safe and where possible working.
- › The W&H Group have provided uninterrupted customer service, service information, sales and after sales service. We have been open for business, again ensuring all the correct guidance including social distancing measures have been adhered to for all personnel.
- › W&H have prepared for the new regulatory and information requirements of the European Medical Device Regulations (MDR) that come into force in 2021.
- › Already available from W&H: A comprehensive video channel with a full range of informative videos. Join the W&H video channel [https://video.wh.com/en\\_global/](https://video.wh.com/en_global/)
- › Coming soon from W&H: An e-learning platform for customers which will cover a whole raft of products and techniques. We will be working to provide updated courses on the entire range of existing and new products.
- › New Products: New products will be designed to add value and improve safety in all areas, including: rotary instruments, sterilizers and surgical.
- › W&H Webinars: As a solution provider, W&H offers additional support for the dentist in current general scientific topics affecting everyday work. Experts highlight specific topics such as aerosol and how treatment processes and their efficiency can be increased.

# Webinars



We are building a programme of webinars to help you build and expand your business. They allow us to engage with our audience on a new level. In terms of building and strengthening our brand, there is nothing better.

#### Free W&H Webinars:

- „Aerosol in prophylaxis – a danger for the dental team?“ by Prof Dr Georg Gaßmann
- „Reprocessing single use facemasks, YES but...“ by Christian Stempf
- „Aerosol in surgery. Back to business! Back to surgery“ by Dr Kristina Bertl

**More information on [wh.com](http://wh.com)**

How can **W&H**  
**help you** ensure  
**your return**  
to dentistry?

# Aerosol: fact vs. fiction

Every activity in the dental practice is faced with challenges that have many different causes and for which appropriate countermeasures should be anchored in the daily routine. The formation of aerosols plays an essential role here. This makes it all the more important to recognize aerosols as known germ carriers and triggers of possible infections and to know which suitable protective measures can be taken. The individual risk of the respective system for aerosol formation should be recorded and appropriate protective measures taken. This is why we also devote ourselves intensively to this topic.

## What is the correct way of dealing with aerosol and bacteria?

That's the key question when it comes to safety in the dental practice. But what is fact and what is fiction? Product Manager Judith Berg has prepared some answers.



# FAQ

## What is aerosol?

Aerosol is a mixture of air, water and solid particles.

Aerosol consists of small particles called droplet nuclei (1–5 µm) or droplets (5-50 µm) (1). Aerosols can stay in the air for up to 30 minutes after treatment, it could be spread several meters while treatment (1). The most contamination you will find around a radius of 0.3 m to 1.5 m of the treatment area (2).

## How is aerosol created?

Physically, most aerosols in dental practice are created by atomization. There are two sources of contaminated aerosol:

Rotating and oscillating handpieces / equipment (3,4)

By supplying energy through rotating handpieces or oscillating handpieces to liquids (saliva, cooling spray, cooling water) is atomized = aerosols.

However, with appropriate equipment reprocessing, coolant supply decontamination and water line decontamination – contamination of this aerosol can be avoided.

## Patient (1,2)

Aerosol rebound occurs after the contact on the tooth or the soft tissue from the oral cavity.

The aerosol now contains germs, saliva and possibly blood (6) from the patient.

In this case the bacterial and viral load – which the patient carries inside his mouth – is dispersed and distributed everywhere the aerosol spreads.

# FAQ

## What can I do to reduce the bacterial load of the patient?

Recent studies from China using SARS CoV2 data have shown the effectiveness in dental practice of using pre-procedural mouth rinse: both 0.2% PVP-I solution as well as 1% H<sub>2</sub>O<sub>2</sub> (= hydrogen peroxide) solutions strongly reduce or kill the number of germs – including the SARS CoV2. Numerous studies have proven the effectiveness of PVP-I (= povidone-iodine) in reducing germs (7). In this study it was shown that CHX with the concentration of 0.2% was less effective. Therefore, with pre-procedural mouth rinse using e.g. PVP-I, H<sub>2</sub>O<sub>2</sub> being clinically proven as an effective way to reduce the bacterial load and viral contamination of aerosol (8) – it also reduces the negative impact of “aerosol being inevitable during dental treatment”. Never to neglect the general necessary and recommended personal protective safety measures of course.

## How can I protect my team and patients from aerosol?

You should not rely on one single but a multi-layer strategy, following existing guidance to protect dental personnel and patients and ensure professional handling of aerosol to reduce the risk to the lowest possible level! Please always respect your national recommendations.

## Infection prevention control in dentistry:

- › disinfection of surfaces, reprocessing of dental equipment (9,10)
- › PPE (personal protective equipment): masks, goggles, gloves, scrubs, vaccination
- › effectiveness of mouth rinsing
- › rubber dam
- › anti-suck-back capabilities of equipment
- › high volume suction
- › dental unit water lines decontamination

# Bibliography

- (1) Veena, H. R., et al. (2015). „Dissemination of aerosol and splatter during ultrasonic scaling: a pilot study.“ J Infect Public Health 8(3): 260-265.
- (2) Bennett, A. M., et al. (2000). „Microbial aerosols in general dental practice.“ Br Dent J 189(12): 664-667.
- (3) Graetz, C., et al. (2014). „Spatter contamination in dental practices--how can it be prevented?“ Rev Med Chir Soc Med Nat Iasi 118(4): 1122-1134.
- (4) Toroglu, M. S., et al. (2001). „Evaluation of aerosol contamination during debonding procedures.“ Angle Orthod 71(4): 299-306.
- (5) Reitemeier B, Jatzwauk L, Jesinghaus S, Reitemeier C, Neumann K. Effektive Reduktion des Spraynebel-Rückpralls - Möglichkeiten und Grenzen. ZMK 2010:662-673.
- (6) Shihama, K., et al. (2009). „Evidence of aerosolised floating blood mist during oral surgery.“ J Hosp Infect 71(4): 359-364
- (7) Peng, X., et al. (2020). „Transmission routes of 2019-nCoV and controls in dental practice.“ Int J Oral Sci 12(1): 9.
- (8) Eggers M, Koburger-Janssen T, Eickmann M, Zorn J. In Vitro Bactericidal and Virucidal Efficacy of Povidone-Iodine Gargle/ Mouthwash Against Respiratory and Oral Tract Pathogens. Infect Dis Ther. 2018;7(2):249-259.
- (9) Bracher, L., et al. (2019). „Surface microbial contamination in a dental department. A 10-year retrospective analysis.“ Swiss Dent J 129(1): 14-21.
- (10) Zemouri, C., et al. (2017). „A scoping review on bio-aerosols in healthcare and the dental environment.“ PLoS One 12(5): e0178007.

# Aerosol: Electric highspeed vs. turbine?

Tobias Schwarz is responsible for the product portfolio restorative dentistry at W&H. Due to the increased awareness about the role of aerosols in infection transmission we are receiving many questions. What is the right highspeed handpiece to be used to reduce the formation of aerosols? And many more...



## FAQ

### **Do air turbine handpieces produce more aerosol than electric highspeed handpieces?**

The amount of water spray, coming from both kind of handpieces, is basically the same. The essential difference is the bur speed, that would have different acceleration effects on the water drops once they hit the bur as well as different air velocity at the area around the bur. Turbine handpieces run at approximately 400.000 rpm. Electric highspeed handpieces are operated at 200.000 rpm, so half the speed as turbines. As a matter of fact, the intensity how particles are distributed is less. This has a beneficial effect on limiting the exposure of water spray generated aerosol into the dental operatory environment. Additional air, leaking at the turbines head – caused by the drive air to run the turbine - increases the distribution radius of floating particles around the air turbine handpieces head. This effect is significantly less with electric highspeed handpieces as well. Nevertheless, W&H Turbine handpieces are known to have noticeable less air leakage at the turbine head then the average product on the market.

### **What's the purpose of the water spray in dental highspeed handpieces?**

Highspeed preparation procedures require proper cooling at the contact area between the rotating instrument and the tooth. Especially the heat, generated during gross reduction of tooth structure, would cause significant thermal damage to vital teeth. That's why dental highspeed handpieces are equipped with an ideally multi-directional water spray system with 3, 4 or 5 ports directed to the burs tip. Positive side effect is, that the cutting ability of rotating instruments is supported as the water spray does cleans out debris at the cutting part of the bur.

### **How does the water spray affect the formation of potentially harmful aerosol?**

The water spray itself, as it comes from the handpiece, is not a risk at all for infections if the water quality is ensured with the dental delivery system. Only, when the water drop got contact with the patient, it could have absorbed potentially germs which then subsequently rebounds from any surface within the oral cavity and spreads as infectious aerosol.

### **Why can't I just turn off the air used for the spray to reduce the formation of aerosol?**

A water jet alone would not have enough cooling efficiency for highspeed preparations. That's why compressed air is added to create the spray. Due to the higher moistening capabilities of the small water droplets, much better cooling is achieved – reducing any risk of damage to the vitality of the patient's teeth!

# High Speed Handpieces


How does the **hygienic head**  
anti-retraction system **from W&H help?**

## Hygienic head anti-retraction system

All W&H turbines have built-in hygienic head systems to prevent cross infection.


The system is patented in Europe and the USA.

W&H turbines are designed to prevent the suction effect caused whilst the rotor is stopping from a speed of 350,000rpm, thus preventing contamination of the internal rotary ducts.





# Explaining the run-out time of the rotor



# Patented hygienic head system

The hygienic head is a standard feature across all W&H turbines from the most basic to the premium.

The hygienic head system is designed to minimize and offset any negative impact from run-out time when the rotor continues momentarily before stopping.

This is achieved by circulating air in the turbine head to minimize any aerosol particles being sucked back into the turbine as the rotor slows down to stop.

Typically once the drive air supply stops, the rotor needs some run-out time until it stops rotating completely, this causes air from the immediate area around the turbine head to be “sucked back” in. This air typically contains aerosol, including: air containing water particles mixed with saliva and potentially blood. The retraction of these particles into the handpiece constitutes a high risk of cross contamination.



# Minimal escape of air at the turbine head



# Anti-retraction systems

Anti-retraction handpiece (article “Transmission routes of 2019-nCoV and controls in dental practice”)

Below is an extract from the article “Transmission routes of 2019-nCoV and controls in dental practice\*” which gives clear findings regarding the benefit of utilizing high-speed handpieces (turbines) with an anti-retraction system fitted:

The high-speed dental handpiece without anti-retraction valves may aspirate and expel the debris and fluids during the dental procedures. More importantly, the microbes, including bacteria and virus, may further contaminate the air and water tubes within the dental unit, and thus can potentially cause cross-infection. Our study has shown that the anti-retraction high-speed dental handpiece can significantly reduce the backflow of oral bacteria and HBV into the tubes of the handpiece and dental unit as compared with the handpiece without anti-retraction function. Therefore, the use of dental handpieces without anti-retraction function should be prohibited during the epidemic period of Covid-19. Anti-retraction dental handpiece with specially designed anti-retractive valves or other anti-reflux designs are strongly recommended as an extra preventive measure for cross-infection. Therefore, the use of dental handpieces without anti-retraction function should be prohibited during the epidemic period of Covid-19. Anti-retraction dental handpiece with specially designed anti-retractive valves or other anti-reflux designs are strongly recommended as an extra preventive measure for cross-infection.

(Extract taken from: <https://www.nature.com/articles/s41368-020-0075-9>)

Note: The study looked exclusively at the use of turbines, therefore the term “handpiece” refers to turbines in this extract “Anti-retraction” refers to the functionality of a system, the W&H name for this functionality is “hygiene head anti-retraction system”

**Please be aware that all W&H turbines in all ranges, include as standard the hygienic head anti-retraction system.**

# Anti-retraction valve



In addition to the hygienic head system, W&H turbines and quick couplings also have an anti-retraction valve which is located in the turbine itself for fixed connection turbines and for quick connection turbines, i.e. RQ range, in the relevant coupling.

The valve prevents the backflow of potentially contaminated water particles from the turbine or coupling into the hose, treatment center and central water supply system.

While the hygienic head system extensively prevents aerosol, saliva, blood etc from being sucked back into the turbine head, the anti-retraction valve offers additional protection. It prevents further backflow of potentially contaminated water via the turbine's waterlines towards the central water supply.


# Contra-angle handpieces and aerosol

There are no additional hygiene systems incorporated in contra-angle and straight handpieces as they run at lower speeds, at a maximum of 200,000 revolutions. The electric or airmotor is immediately stalling down the rotation of the handpiece. Therefore no specific hygiene head design is required.

Due to the lower speeds, aerosol exposure is less and for this reason, some practitioners choose to use speed-increasing handpieces instead of turbines.

## Turbines vs speed increasing handpieces

Turbines produce more exhaust air than contra angle handpieces which 'swirls up' aerosol, increasing the amount in the atmosphere.



# Contra-angle handpieces and aerosol

## What are the benefits of using speed increasing contra-angle handpieces?

- › They offer more torque and precision for increased control during treatment
- › They usually require fewer repairs
- › They produce reduced aerosol as they do not run on air

If using speed-increasing handpieces an electric motor will be required.



**Important:**  
FG type turbine burs should be used.



# How the turbine you choose can make so much difference

“When we first started using the TK-100 L handpieces I thought they were nice but not significantly different to our old handpieces. Then after a couple of weeks of only using the TK-100 L we tried using our previous turbines again, but the old handpieces suddenly felt uncomfortable. We had not realised how bad our fairly good turbine handpieces were until we returned to them. The TK-100 L was much lighter and had a better feel which made it easier to use. The internal LED lights and water spray were also much better aligned than the previous handpiece. **I had never realised how much excessive water spray the older handpieces were producing** which continually disrupted my field of view when working with the mirror. This was hugely reduced when we used the Synea Vision turbine.”

**Dr Chris McConnell, St Piran Dental, Cornwall**



# Prophy polishing handpieces

Speed without any cooling spray:  
5 sec with approx. 800 RPM



Avoid aerosol creating procedures: Favor scaling and rotary polishing (no cooling spray necessary at the right speed)!

Polishing entirely without restrictions: This allows you to polish without muscle strain, reach almost every corner of the mouth and always have the best view of the treatment site. Great emphasis was placed on features such as optimal adaptation, simple paste pickup and distribution as well as gentle cleaning into the sulcus.

The W&H Proxeo Polishing concept benefits from a unique triple seal head system which stops the ingress of paste and contaminated saliva etc which offers improved infection control.

## The Decontamination and Lubrication Process

How to **avoid** lubrication  
**process-related aerosol?**

# How do I ensure safety in my practice?

Christian Lechner is responsible for the application segment of reprocessing and infection control at W&H. We are receiving inquiries daily from dentists all over the world, asking how to protect themselves, their staff and their patients from infections, especially during Covid-19.

Please see the video by Christian Lechner which answers the question „How do I ensure safety in my practice?“



## FAQ

### What is a proper disinfectant?

Important, when choosing a ready to use disinfectant, is primarily the microbiological efficacy in combination with the contact time. Please read the instructions for use of the manufacturer carefully. Some local institutions are offering free information on this topic. As an example for Germany you can consult the free accessible VAH list, for the US there is an official information available on the FDA website.

### How to clean and reprocess your instruments properly?

Sterilization, hygiene and maintenance are increasingly important in the dental practice! W&H offers a complete and flexible workflow solution for your instruments. Hygiene guidelines and recommendations differ from country to country – we would like to give a best practice example.

W&H offers a wide range of accessories for optimizing the sterilization process. Minor extras lead to major results. Work in the practice is easier and your team saves time.

### Why should you use a thermal washer disinfectant in your dental practice?

The Teon is a highly efficient thermal washer disinfectant. Thanks to its dedicated programs it offers the best cleaning and disinfection for your dental practice. Teon improves the workflow of your hygiene room, reduces the reprocessing time and increases the protection against cross contamination.

# Decontamination cycle



- 1** Instruments
- 2** Cleaning and Lubrication
- 3** Bagging and Sealing
- 4** Sterilization
- 5** Periodic Testing
- 6** Traceability

# Thermal washer disinfectors



How do thermal washer disinfectors (TWD) increase efficient, effective cleaning and reduce the risks to the dental team? By:

- Effectively disinfecting instruments and handpieces at a temperature and holding time compliant with recommended guidance, to reduce the possibility of the existence of viable infectious agents
- Guaranteeing cleaning consistency due to regulation of water temperature and detergent concentration
- Improving team safety through minimizing the risk of sharps injuries
- Utilising a TWD that offers forced air drying of handpieces and instruments using hot air, to internally and externally dry, reduces the risk of handpieces not being properly sterilized
- Guaranteeing compliant performance, offering a choice of cycles to suit individual needs and levels of decontamination
- Providing validated high quality compliant cleaning and disinfection.

Note: It is only recommended to use a thermal washer disinfectors which is fully compliant with EN 15883

# Maintenance units

## What's the main benefit of automatic handpiece maintenance systems compared to the spraycan?

All aerosols are removed from the process chambers through active suction and an integrated HEPA filter.

The user is protected and receives a safe working environment. Furthermore, a correct process result is guaranteed, due to the fixed amount of oil, which is inserted.



# Benefits of Assistina Twin

## Benefits:

- › Improved handpiece maintenance from just 10 seconds
- › Controlled maintenance process
- › Benefits from high level filtration via a HEPA filter
- › Consistent superior maintenance and lubrication guaranteed
- › Improved cost and time efficiency
- › Reduced aerosol due to filtration of exhaust





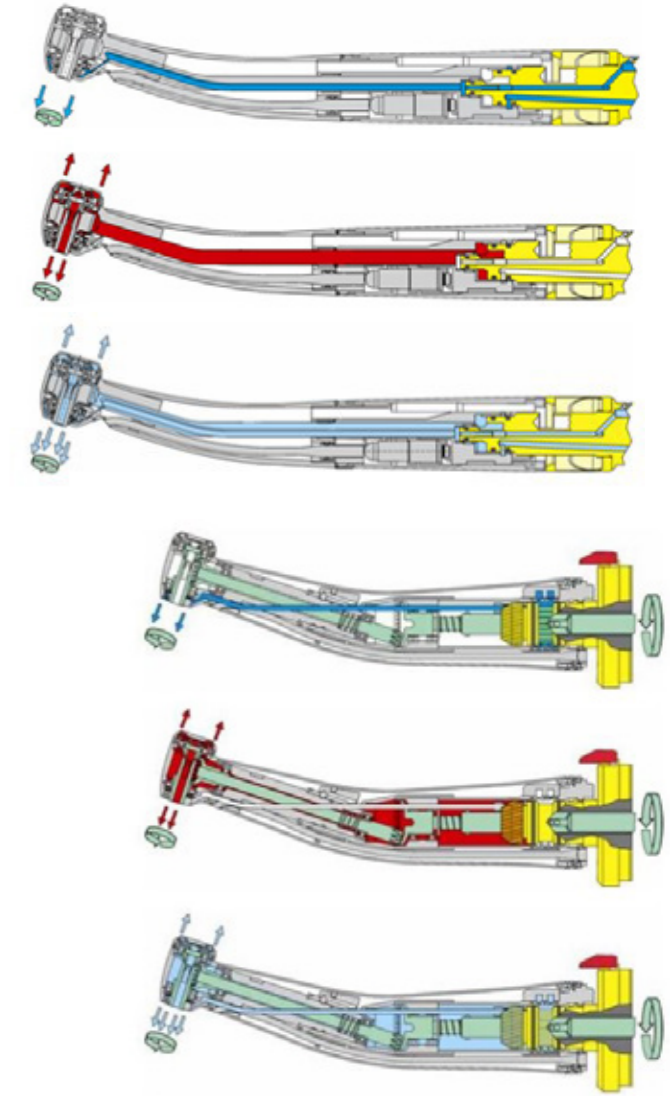
# Benefits of Assistina 301 plus



## Benefits:

- › Air-driven system (no power supply needed)
- › Automatic rotational lubrication
- › Consistent superior maintenance and lubrication guaranteed
- › Improved cost and time efficiency
- › Reduced aerosol due to filtration of exhaust

# Benefits of an automated handpiece cleaning and lubrication process



## Turbines, contra-angle and Straight Handpieces

- › Cleaning of spray channels with W&H Cleaning Solution
- › Lubrication of internal gear parts with W&H F1 Service Oil
- › Flushing and drying with compressed air

# A Close Up View

## Assistina Twin



HEPA Filter



Handpiece connections ergonomically designed for ease of use



Refill cartridges can be easily and safely changed



The sliding cover can be easily removed for cleaning

## Assistina 301 plus



Compressed air inlet includes anti-humidity filter



Filter system ensures only clean air is expelled

# Sterilization and Traceability

Why choose type B sterilizers and why is traceability so important?

# Type B sterilizers

## Why choose a type B sterilizer:

Much is talked about why the use of type B sterilizers are beneficial in dental practices, so to clarify the validity of this information, below are the differences among sterilizer types.

### B Type Sterilizer

Type B sterilizer ensures the same sterilization level of big sterilizer. It means that are able to sterilize all type of load such as hollow (including handpieces), porous, solid single or double wrapped. Vacuum pulses remove airpockets in hollow loads so that the load will be reached by steam and will be sterilised seamless.

### N Type Sterilizer

Type N sterilizer is able to sterilize solid unwrapped instruments. The passive air removal by downward displacement using steam removes the air in the chamber but not in the hollow or air retentive loads meaning that it may leave air pockets especially in hollow loads.

### S Type Sterilizer

S Type sterilizer has specific cycles for loads defined by manufacturer. The users have to pay attention to select the right cycle according to the type of load.

# The W&H sterilizer range



### Lisa

Fully automatic type B sterilizer with Eco Dry + technology to reprocess 2 kg of load in only 28 minutes. It is also available a S Type cycle for sterilization of unwrapped instruments, including handpieces, in just 13 minutes. Lisa offers extended connectivity, incredible traceability and real time remote monitoring via W&H Steri App. Available with 17 or 22 litres chamber.



### Lara

Type B sterilizer with independent steam generator and Eco Dry technology reprocessing 2 kg load in 38 minutes. Lara also offers, as optional, a S type cycle for reprocessing unwrapped instruments, including handpieces, in only 18 minutes. Lara guarantees lower water consumption of its segment, automatic water filling and unique upgradeability. Available with 17 or 22 litres chamber.



### Lina

Type B sterilizer offering excellent quality and reliability thanks to the patented water separation system and built-in dust filter. Lina type B cycle reprocesses 2 kg of load in 49 minutes. Lina is cost-effective and is available with 17 or 22 litres chamber.

# Lisa: State of the art Type B sterilizer technology

## Eco Dry +

- › Incredibly powerful patented Eco Dry + technology adapts drying time according to the mass of the load.
- › This shortens the cycle time, prolongs the working life of your instruments and reduces energy consumption.
- › The air detection function ensures that all air has been removed from the chamber guaranteeing exceptional peace of mind.
- › The Lisa offers exceptional speed and efficiency thanks to the opportunity to reprocess 2 kg of load in only 28 minutes and full load (6 kg) in just 44. In addition a S Type cycle for unwrapped instruments, including handpieces, takes only 13 minutes.



# Lara: Futureproof Type B sterilizer

## Uniquely upgradeable

- › Designed to be functional and economic with the possibility to upgrade with Activation Code system.
- › The 38 minute cycle for a 2 kg of load and 18 minutes fast cycle, ensure high performance and the lowest water consumption of its segment.
- › The new Lara technology prolongs the working life of your instruments and reduces energy consumption.
- › The unique upgradeability allows to be future proof, currently with optional Activation Codes for Performance, Fast Cycle and enhanced Traceability.



# The importance of traceability

- › The confidence of knowing that the correct protocol has been followed
- › The knowledge that processes are risk averse
- › All cycles parameters are recorded as verification that for both thermal disinfection and sterilization they have been achieved
- › The knowledge that validated processes are being followed and monitored
- › Ability to record cycle data for traceability purposes
- › Protection against possible review



ALL W&H sterilizers include a USB stick to record cycle traceability. The system automatically generates cycle folders, showing all cycles by year, month and day.



# Traceability: cycle report structure

- A** Sterilizer model
- SN** Sterilizer serial number
- Software rev.** Software revision number
- Sterilizer Name** Surgery –practice –doctor name
- Cycle Number** Name of the executed cycle
- Sterilizat. temp.** Cycle counter
- Sterilizat. time** Programmed sterilization temperature
- Date (above)** Programmed Plateau/Sterilization
- START** Cycle start date and time
- PV1, PP1, PV2, PP2, PV3** Cycle start
- PPH** Pressure and vacuum pulses
- PRS** Phase of pressure rise to sterilization conditions
- PRE** Plateau/Sterilization phase start
- DVS** MIN, MAX temperature
- DVE** MIN, MAX pressure
- SEP** Plateau/Sterilization phase end
- DVE** Drying phase start
- SEP** Drying phase end
- SEP** Chamber venting phase

- LEV** Pressure leveling phase
- END** Cycle end conditions
- H2O** Cycle water consumption
- F0** F0 value
- Cycle time** Cycle duration
- Date(below)** Cycle end date and time
- „Cycle completed“** Cycle outcome
- Trk.** Tracking code for traceability management

**A**

XXXX	001 000 A08	SN:120884
Software Rev:	XXXX	
Sterilizer name:	XXXX	
Cycle Number:	00873	
Sterilizat. temp:	134.0 °C	
Sterilizat. time:	04:00	
Date:	07/05/15 13:17:30	
Phase	Time	Period
START	00:00	00:00 41.3 -0:02
PV1	02:16	02:16 13.4 -0:07
PP1	05:08	03:42 106.2 0:41
PV2	08:12	04:14 43.9 -0:02
PP2	13:03	03:41 108.3 0:40
PV3	18:21	04:28 44.3 -0:02
PPH	28:07	00:46 134.1 2:04
PRS	28:07	00:00 134.1 2:04
	MIN	01:14 133.3 ---
	MAX	00:32 136.1 ---
	MIN	01:09 --- 2:13
	MAX	00:31 --- 2:21
PRE	32:07	04:00 133.3 2:13
DVS	32:07	00:00 133.3 2:13
	D01	00:37 123.8 0:00
	D02	02:52 85.9 -0:30
	D03	03:17 80.8 -0:02
	D04	07:17 41.0 -0:00
	D05	07:21 40.9 -0:73
	D06	11:31 41.8 -0:04
	D07	11:38 41.8 -0:72
DVE	48:07	18:00 42.3 -0:04
SEP	48:52	00:43 44.9 -0:16
LEV	49:14	00:22 45.1 -0:02
END	49:14	00:00 45.1 -0:02
F0:	132	
Trk:	CC1204000873	

- LEV** Pressure leveling phase
- END** Cycle end conditions
- H2O** Cycle water consumption
- F0** F0 value
- Cycle time** Cycle duration
- Date(below)** Cycle end date and time
- „Cycle completed“** Cycle outcome
- Trk.** Tracking code for traceability management

# Advanced traceability



### Includes:

- › Label Printer
- › 1 roll of labels
- › 1 ribbon
- › Instruction for use



Labelling is a quick easy way to ensure sterilization pouches are easily identifiable without compromising their efficacy by using a pen. The barcode scanner speed up the process to save the information directly in the software management of the clinic.

The Lisa Safe printer can be used with all W&H Type B sterilizers.

### Information shown on the barcode labels

Lisa Safe barcode labels include all the information relating to the sterilization process of instruments used to be included in the patient records.

- › Sterilizer model, serial number and software version
- › Sterilization type of cycle
- › Date of sterilization
- › Expiration date of packaged dental products
- › Name who accepted the load (optional)
- › Batch number

# Maximum efficiency when reprocessing: How long should it take?



Handpieces can be manually disinfected or put in a thermal washer disinfectant.

If cleaning manually, wipe down your instrument with a disinfectant wipe.



Automatic handpiece maintenance and lubrication from only 10 seconds in an Assistina Twin.



With Lisa's S type cycle your instruments will be sterilized in 13 minutes.




The Seal<sup>2</sup> conforms to UNI 868-5 regulations with a standard 12 mm seal ensuring optimal sealing, to withstand the pre vacuum phase in a B Type cycle which can cause added tension. How can an automatic bag sealer be a benefit:

- › A hermetic 12mm seal is produced in only two seconds
- › Reduced wastage and increased flexibility to use the size of bag needed
- › Patented double roll holder to make a choice of roll size easily accessible
- › Saves storage space as can be wall mounted
- › Allows an easy opening while keeping the load.

# W&H AIMS


Advanced  
Infection  
prevention  
Management  
Solutions



# Interrupting the chain of infection

W&H is taking selective measures to interrupt the chain of infection. And everyone needs to do their part: Please contribute to your personal protection by using personal protective equipment such as mask, gloves and safety goggles!

Being aware of the current covid-19 situation, we draw attention again to the importance of the hygiene workflow. Germs can also be transmitted through contaminated dental instruments. For 130 years, W&H has lived by the core principle „**People have Priority**“. Rest assured your health, the well-being of patients and of course your business are an important motivating factor for us.



# 121°C cycle for facemasks and clothing

**Important:**  
Refer to manufacturer guidance  
prior to sterilizing items of PPE.



Where practice clothing is worn as re-usable, especially during treatments with aerosol containing pathogens, contamination occurs and corresponding decontamination is required. B Type sterilizers can be used for this purpose; scrubs can be put in to the sterilizer, select cycle B-Universal 121°C cycle to kill micro-organisms without deterioration to standard non-treated fabrics. You are advised to refer to manufacturer guidance for high performance surgical clothing.

The latest research from Delft University of Technology shows that it is possible to sterilize disposable facemasks by means of standardized dry and steam sterilization processes (1). When sterilizing any PPE stacking must allow the steam to circulate, thoroughly penetrating and making sure that the items are sterilized and dried effectively. Masks must not be reprocessed more than 5 times and should be labelled with the user name.

(1) <https://repository.tudelft.nl/islandora/object/uuid%3Af048c853-7e1d-4715-b73d-3b506b274a30>, retrieved 14.04.2020

# How else can dentist's protect themselves, their team and patients

Scenarios	Hand hygiene	Surgical mask	N95 mask	Face shield	Goggle	Gloves	Work clothes	Isolation gown	Protective clothing	Cap	Shoe Cover
Aerosol generating procedures	✓		✓	✓	✓	✓	✓	•	•	✓	✓
Oral examination / low risk procedures	✓	✓	•	•	✓	✓	✓	×	×	✓	•
Precheck triage / dental radiology / lab tests	✓	✓	×	•	•	✓	✓		×	✓	×
Waste transportation / apparatus cleaning	✓		✓	•	✓	✓	✓	✓	•	✓	✓
Suspected or confirmed COVID-19 patients	✓		✓	✓	✓	✓	✓	×	✓	✓	✓

Recommended
  Optional
  Not recommended

Based on the data from:  
Meng and Li Chin J Stomatol, 2020



# Proper functioning of your sterilizer



- Includes:**
- › 1 test and 250 test strips

## Helix Test:

The purpose of the Helix Test is to verify the sterilizer performance when used to reprocess hollow instruments. The Helix Test is easy and quick and should always be carried out in a sterilizer cycle run with an empty chamber.

The test kit consists of a 1.5 m long tube and 2 mm diameter, open at one end and closed at the other by a capsule containing a chemical indicator strip. The colour assumed by the indicator strip at the end of the sterilization cycle gives the result of the test. All tests should be carried out as per manufacturer guidelines and in accordance with EN 13060. For testing frequency follow local and national guidelines.

## Interpreting the test results is simple:

- Successful test:** The whole of the indicator has turned dark – air was completely removed
- Unsuccessful test:** Part of the chemical indicator has not turned dark – air was not completely removed and the test must be repeated. If this continues seek technical advice.

# Why use demineralised water?

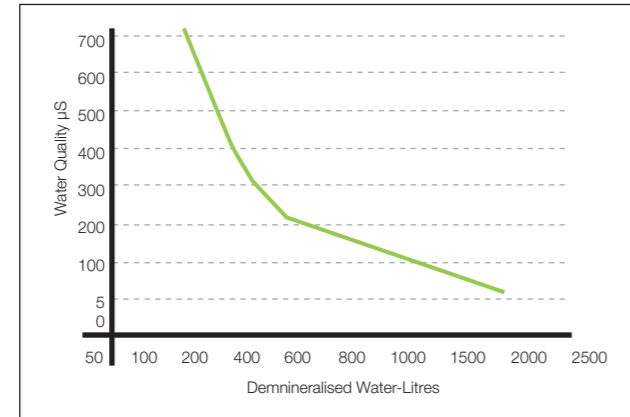


- › The water quality for steam sterilizer must follow the criteria mentioned in EN 13060.
- › The primary purpose of utilising demineralised water is to protect sterilizers from the formation of scale which renders them less effective and more prone to breakdown.
- › Demineralised water ensures consistent high quality steam for proper sterilization.
- › Not only is water demineralization system the easiest and cheapest way to produce water, but also the most environmentally-friendly way thanks to reduction of plastic package and transportation.
- › Due to the importance of using demineralised water, all W&H Type B sterilizers come with automatic fill and drain connections.

# Benefits of the water demineralisation system



Water Consumption chart



Average Cost Per Cycle (by load type)						
Incoming Water Conductivity Reading (microsiemens)						
	50µS	100µS	200µS	400µS	600µS Average	800µS
0.3 Litre Average Load	0.02p	0.04p	0.09p	0.18p	<b>0.34p</b>	0.51p
0.5 Litre Full load	0.03p	0.06p	0.13p	0.27p	<b>0.51p</b>	0.77p
Total Litre Volume	2250L	1130L	565L	280L	<b>150L</b>	100L

Why choose a water demineralisation unit such as the Multidem, when the average cost of a bottle of demineralised water is low?

- › Ability to directly connect to your W&H sterilizer
- › Environmental benefits as it runs off water pressure, so no power is required and no plastic waste

## The charts explained

A Multidem cartridge's working life largely depends on:

- › Water source quality
- › Quantity of water being filtered or used

Water quality varies widely across the UK, so our example shows an average to poor quality supply of 600µS (in red). The example demonstrates the low cost per cycle of between 34p–51p dependent on load and based on a total filtration volume per cartridge of 150 litres. In areas with better water quality, you will see, these figures continue to impress, with considerable savings per litre.

# How much difference does your decontamination equipment make?



“W&H is a reputable, family-run company that listens to its customers and thrives on the sale of quality products – some of which I have been using for over 30 years.

With three very busy surgeries to maintain, my practice team and I depend on all our equipment from W&H to function well. I currently use a variety of handpieces, including the Synea, Alegria and speed increasing ranges – as well as the Tigon+ piezo scaler and the Implantmed unit for implant restorative work.

The practice has two decontamination rooms all similarly equipped with W&H systems, such as the Assistina unit, Lisa autoclave and washer disinfectant. These products help to streamline the sterilization process of our instruments, while ensuring the practice remains fully CQC compliant. We also use the Seal<sup>2</sup> sealing station and the Lisa Safe label printer to aid in the organization of our equipment.

I have found W&H products to be extremely reliable in helping my practice team and I deliver quality care. With customer service that is second-to-none, there is always prompt support available from both the sales team and engineers from W&H. They remain one of our key suppliers of dental equipment.”

**Mr Mustapha Laljee, Chineham Dental Clinic, Basingstoke**

# How much difference does your decontamination equipment make?



“We invested in a Lisa sterilizer from W&H based on our need for a vacuum autoclave,” says Dr Stephen Young. “From the Lisa’s touchscreen display panel, we can select a setting that suits our needs from a number of different sterilizing cycles.”

“We would recommend the Lisa sterilizer as it’s easy to use. The best feature of this system is that it automatically data logs all cycles, so there is no need to print out information on every cycle and file it for future reference. Moreover, we have always received very good customer service from W&H and if we have needed an engineer, we haven’t had to wait long for one to visit our practice.”

**Dr Simon Young, The Village Dental Practice**

# How much difference does your decontamination equipment make?



“I chose to work with W&H because the company has a very good reputation in the profession. I did my research when it came to choosing equipment for my new decontamination room and W&H came out on top.”

I selected the washer disinfecter, the Lisa autoclave and the Assistina handpiece maintenance machine. A year later and I have been very pleased with the performance of all products – they all do what I need them to!

In fact, a recent CQC inspector commented specifically on the impressive decontamination room set up, which they said even exceeded the standards expected within a hospital!”

**Dr Paul Wilson, Bath Dental Clinic**

# How much difference does your decontamination equipment make?



“Our practice invested in the Assistina Twin upon recommendation from a representative at W&H. The system has been excellent and I am really impressed by the speed of cycles which are very quick and efficient.

Everyone in the practice can use the Assistina Twin thanks to its clean and simple design. The unit is also incredibly safe, as it does not operate unless the sliding door is completely sealed.

Because each cycle of the Assistina Twin is so fast, handpieces that are loaded into the unit are dealt with immediately after a cycle has finished – ensuring that we are able to maintain a highly productive maintenance service of our instruments.

With the Assistina Twin, we can process more handpieces ready for decontamination and this has really improved our day-to-day workflow. I am very pleased with it and I think it’s a very reliable, cost effective product.

“The customer service from W&H has also been excellent providing our practice with consistent support and guidance.”

**Julie Marshall, Dental Excellence, Harewood**

# Possible ways to reduce the risk of Covid-19 spread in the dental practice



- › Apply patient triage
- › Use preprocedural rinsing with 1% hydrogen peroxide and 0.2% CHX.
- › Use high volume suction with an effective technique,
- › Avoid aerosol creating procedures.
- › Favor scaling and rotary polishing.
- › Use high standard precautions in case of questionability of COVID-19 infection.
- › Stick to the standard health precautions as we in our dental profession are utmost used to and have proven to be effective
- › Use of Rubber Dam and Similar Products

# WE AT W&H ARE HERE TO SUPPORT **YOU!**



More information on [dentalsunited.com](https://www.dentalsunited.com)

**W&H Dentalwerk Bürmoos GmbH**

Ignaz-Glaser-Straße 53, Postfach 1

5111 Bürmoos, **Austria**

☎ +43 6274 6236-0

☎ +43 6274 6236-55

✉ [office@wh.com](mailto:office@wh.com)

[wh.com](https://www.wh.com)