

# THINSCALE

## THINKIOSK

Windows-Based, Software-Defined PC  
to Thin Client Conversion Software

Overview & Editions



# THINKIOSK



## Delivering secure, Windows-based, centrally managed software defined thin clients at scale

### Aligning business and IT

Delivering Information technology solutions within organizations has changed. No longer is the IT function just another department that supports the business by providing reactive computing resources. IT is now looked upon as an enabler to the business, becoming a more integrated part of the commercial decision making process of a business or organization. IT's role is in helping the organization understand how technology can match business requirements and proactively delivering the services to support this.

The ultimate goal is to keep the business competitive and productive, adding value to the bottom line, while at the same time keeping an eye on costs.

### Innovation to increase workforce productivity & lower costs

To help deliver innovation, IT teams are looking at new ways to deliver technology that aids the productivity of end users. End user are any organizations biggest asset. IT are challenged to look at extending the reach of typical static office working environments, with more flexible solutions.

The choices are numerous. Maybe a cloud-hosted solution to deliver desktops and applications as a service is the answer. Or maybe deploying some form of on-premises VDI solution or other remote desktop and app technology would benefit the business. Which ever solution is deployed there are some common themes as to why this is undertaken in the first place. Those themes being about delivering and enhancing the end user experience, manageability, security, and reducing operational and capital costs.

### Traditional hardware-based thin clients only provide half the answer

When deploying remote solutions, careful consideration needs to be given to how an end user will connect to their remote resources securely, how to maintain a familiar end user experience, and what device to use. Often some form of thin client hardware is the device of choice, but that is very static in nature and doesn't offer the flexibility organizations and end users demand, plus it can be expensive. Especially when you are often replacing perfectly usable desktops and laptops.

Deploying any new technology within an organization could lead to a drop in productivity, and so any impact to the end users needs to be minimal and non-disruptive. This is where ThinScale and ThinKiosk software-defined thin clients deliver, solving the challenges faced by organizations today in deploying remote solutions.

# THINKIOSK



## Delivering secure, Windows-based, centrally managed software defined thin clients at scale

ThinKiosk is a software-defined solution that delivers a unified thin client user experience on existing Windows end point devices, by converting them into secure, centrally managed Windows-based thin clients. Unlike some other solutions, ThinKiosk is non-destructive, meaning you can easily roll-back should you need to, but also to allow you to run locally installed apps should they not run in virtualized environments.

End users access their remote resources via a lightweight intuitive user interface, or secure workspace, that allows them to connect to their remote desktop and app environments, such as Citrix XenApp & XenDesktop, VMware Horizon, or Microsoft RDS, as well as locally installed apps. As a software-only solution ThinKiosk is not tied to any specific hardware vendor allowing you to avoid vendor lock in, and repurpose existing Windows devices as well as choose lower cost devices for any new deployments.

ThinKiosk enables organizations to deliver a true end-to-end solution from the datacenter to the client.

### ThinKiosk features & benefits

#### Convert existing Windows devices

ThinKiosk is Windows-based and is easily deployed to existing devices, repurposing them into managed, secure thin clients in a matter of minutes. No need for rebooting or dual-booting.



#### Vendor agnostic

Works with all leading remote solutions such as Citrix, VMware, and Microsoft, and is not tied to any specific hardware either, allowing you to avoid vendor lock in, and reuse existing devices.

#### Reduce capital & operational costs

Eliminate the need to purchase new hardware devices and reduce operating costs in the ongoing management and support of thin clients, with centralized support and fast, simple deployment.

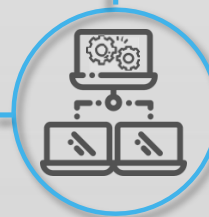


#### Familiar end user experience

The key to any successful solution is giving end users something they are used to already using. ThinKiosk provides a seamless transition to remote solutions, coupled with a familiar, customizable UI.

#### Secure by design

ThinKiosk delivers a number of advanced security features (USB blocking, app blocking, and services blocking) to protect both the end users and secure corporate systems and data



#### Centralized management

The secure workspace environment is managed centrally using the ThinScale Management Platform, allowing IT admins to ensure that the environment is configured securely, and up to date.

# THINKIOSK



## ThinKiosk technical overview

ThinKiosk is simple to deploy, and requires little in the way of infrastructure. There are three core components to the solution;

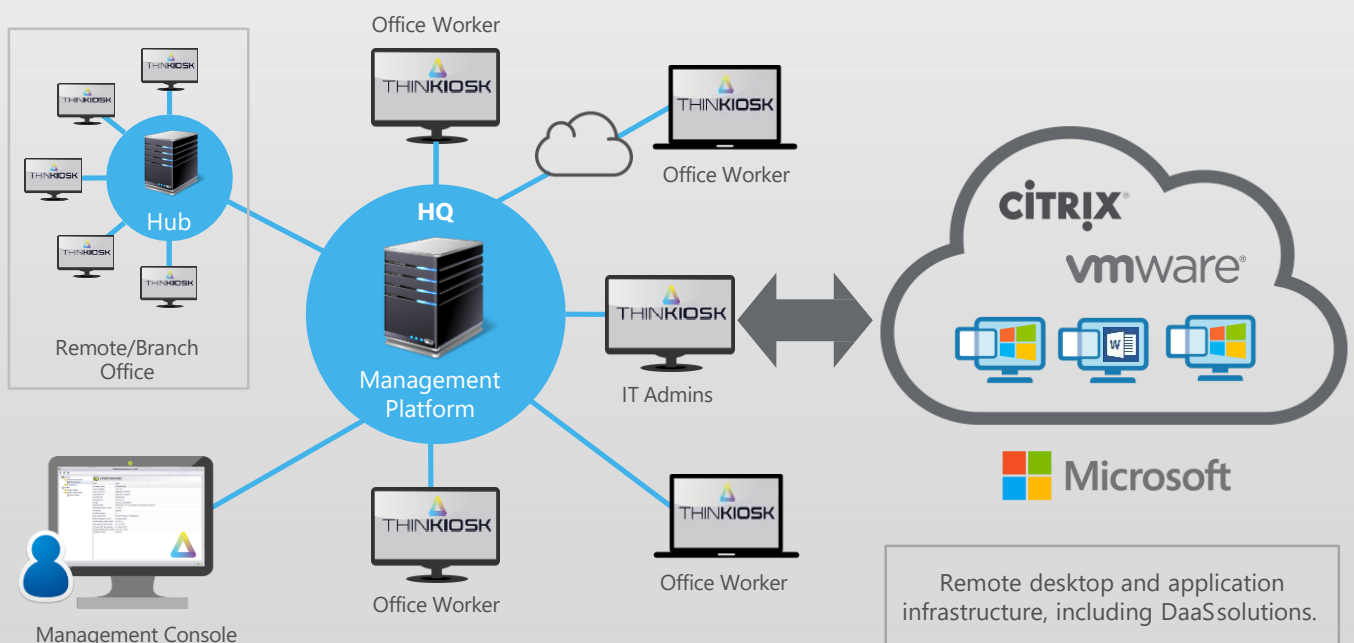
- ▲ ThinScale Management Server (part of the ThinScale Management Platform)
- ▲ ThinScale Management Console (part of the ThinScale Management Platform)
- ▲ ThinKiosk Client

Deploying the ThinScale Management Server allows you, from the ThinScale Management Console, to centrally manage your ThinKiosk Client devices, providing profile management, device grouping, device management (including remote control and remote power functions) and centralized software updates.

A Hub Server can be deployed in remote and branch office locations to manage it's own local ThinKiosk Client devices acting as software deployment points, reducing the amount of data sent between office locations when deploying software packages to clients.

## How Does ThinKiosk Work? Architecture Overview

The following diagram depicts a typical ThinKiosk deployment architecture, using the ThinScale Management Platform and a Hub Server for remote locations:







## ThinKiosk feature overview



### Full device lock-down

Launching and running the ThinKiosk client on the end users endpoint device denies them access to the underlying Windows operating system which is now effectively disabled.

In place of the Windows desktop interface the end user will now see the ThinKiosk Secure Workspace, a simple, easy to navigate user interface from where they can connect to their remote environments, as well as access local applications if they have the relevant permission from IT to do so.



### Works with the Windows operating system

As ThinKiosk is a Windows-based solution then it naturally supports and works with your current of Windows endpoint devices, from Windows XP up to Windows 10, even including Windows Embedded and Windows 10 IoT versions.

This also means that it will work across multi-vendor Windows-based devices, eliminating any vendor lock-in.



### Scalable enterprise-class architecture

ThinKiosk can scale to convert thousands of Windows-based devices into centrally managed thin client devices, all controlled from a centralized management platform.

The ThinScale Management Server is designed to support a distributed client environment, allowing you to manage both HQ offices as well as remote branch office locations, all using a single management interface.



### Simplified support & management

ThinKiosk allows the IT department to not only manage and update the repurposed thin client device and the software running on it, but to also provide remote support to the end users without the need for a desk-side engineer visit.

IT admins also have the ability to perform remote power commands on the managed devices, enabling remote logoff, shut down and restart.

# THINKIOSK



## ThinKiosk feature overview



### Fast & simplified deployment

For IT teams, The ThinScale Management Platform takes just minutes to install, by simply deploying the ThinScale Management Server and connecting to it via the ThinScale Management Console.

The ThinKiosk Client software is a Windows application that runs on the end users Windows PC, laptop, or thin client. It can easily be deployed centrally using your existing desktop deployment tools. There is no need to change your existing processes, and no need for booting from USB sticks or dual-booting devices.



### Ensure devices are always up to date

The end user experience is key to the productivity and speed of accessing information and data. ThinKiosk enhances the user experience by delivering a familiar Windows look and feel coupled with an intuitive secure workspace user interface that enable fast and easy access to remote environments. It also allows end users to have access to locally installed applications (based on admin set policy) should they need to work offline.



### ThinKiosk Magic Filter

As part of the end user experience, a unique feature of ThinKiosk is Magic Filter. Magic Filter is a dynamic key press pass-through feature that traps the local Ctrl + Alt + Del and Windows + L keystrokes and passes them directly through to the remote environment, just as if the user was working locally on their device.

This unique feature delivers a native Windows look and feel when using their ThinKiosk thin client workspace.



### Integrated secure web browsing

The ThinKiosk Client software, has its own integrated web browser, complete with a fully customizable user interface, that allows users to securely browse Internet sites based on policy set by the IT department.

The ThinKiosk browser is fully compatible with websites as it utilizes the browser rendering engine used in Microsoft Internet Explorer.



## ThinKiosk feature overview



### Published & local application support

ThinKiosk enables end users to have access to their locally installed applications, remote applications, and remote desktop resources (both published and full virtual desktops) directly from their ThinKiosk Secure Workspace. This is all governed by centrally managed policies when it comes to which users can have access to which resources.

End users simply click on the relevant desktop icon within their ThinKiosk Secure Workspace to launch that local app or remote session automatically. They don't need to remember which URLs they need to type in, or which servers they need to log in to in the first place.



### Location awareness

ThinKiosk is fully location aware, meaning that it's contextually aware when it comes to the different and varied locations from which an end user could be connecting from. This feature enables truly mobile and flexible working.

The complexity of switching between different networks, and which URL an end user needs in order to connect to their remote environment now becomes transparent. ThinKiosk simplifies and enhances the overall end user experience, and productivity.



### Centralized profile configuration

ThinKiosk allows IT administrators to configure profiles that define how a ThinKiosk thin client behaves, from appearance settings, which applications the end user can launch, and all the way through to security settings that block USB writeable devices.

ThinKiosk profiles are stored centrally on the ThinScale Management Server, part of the ThinScale Management Platform, which delivers the centralized management for ThinKiosk, as well as ThreadLocker.

You can then quickly and easily deploy profiles out to individual ThinKiosk thin clients, or groups of ThinKiosk thin clients instantly, and by simply dragging and dropping. This ensures that IT teams remain agile and able to meet the demands of the end users.



## ThinKiosk feature overview



### Role-based administration

Deploying role-based admin allows the IT department to delegate different admin tasks to different people, teams, or departments within the organization.

ThinKiosk management tasks and actions can be delegated to specific individual users to allow them to manage specific groups of devices, while permissions can be configured at a granular level to allow a specific user to be able to just view an environment, have full control over an environment, and everything in between, including whether or not that admin user has remote control over the thin clients they manage.



### USB device blocking

An enhanced security feature built-in to ThinKiosk, is its ability to block USB devices that end users plug in to their ThinKiosk thin client. USB devices are often seen as one of the main causes security breaches and data leakage within an organization.

ThinKiosk is able to prevent these devices from being used, with its USB blocking feature. Enabling this feature means that end users are prevented from being able to access USB-based storage devices when accessing corporate systems and data from their ThinKiosk thin client. This prevents them from being able to download sensitive company data and also from uploading potentially harmful files as well.



### Application Execution Prevention (AEP)

The ThinKiosk Application Execution Prevention feature adds an additional layer of security to ThinKiosk by preventing the execution of unauthorized applications.

Employing a rules-based system, IT administrators can now configure exactly which applications end users are allowed launch on their endpoint device. These rules allow IT admins to create white/black lists which contain a comprehensive list of rule types delivering a granular level of control over exactly which applications can and can't run.

IT admins can create generic rule sets that allow all Windows OS binaries to run, or they can create a more targeted rule set that allows only those applications signed by a specific digital certificate to launch and run.



# THINKIOSK



## ThinKiosk in the Enterprise: Features



### Centralized management platform

ThinScale's Management Platform provides centralized configuration and management of all your ThinKiosk devices, ensuring they are up to date and running the latest configurations.

IT can also ensure that the ThinKiosk Client software is running the latest software versions, by centrally updating connection applications such as the VMware Horizon Client, or Citrix Receiver and other 3<sup>rd</sup> party applications.

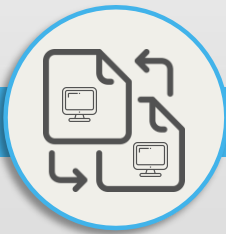
They can also deliver and update policies ensuring end users only have access to the systems they are entitled to from within their ThinKiosk secure workspace.



### External hardware device compatibility

Using a Windows-based thin client means that you ensure that hardware compatibility is maintained for any external devices you may use. It's just a case of using the standard Windows device drivers for the device you are connecting.

## ThinKiosk use cases



### Seamless migration

#### Move to VDI & published apps

Ensure a smooth and seamless migration to virtual desktop and published app environments with no disruption to end users.

ThinKiosk offers end users a familiar workspace environment with a Windows look and feel, giving them that comfortable feeling when moving from a physical desktop environment to a virtual environment. This not only increases their productivity, but it also lowers the support overheads for the IT admins.



### Extend device lifecycles

#### No need to purchase new devices

Converting existing Windows devices into ThinKiosk thin clients mean you no longer have to replace your current devices as part of your migration to virtual desktop and published app solutions. Simply convert the existing devices and extend their usable life.

Devices can then be replaced as and when, using cheaper alternatives turning them into ThinKiosk thin clients complete with enhanced security and centralized management delivered as standard.



## ThinKiosk editions

Feature Description	Community	Enterprise	Enterprise Plus
Device Limit	25 Device Maximum	Unlimited	Unlimited
Web access to StoreFront/RDWeb/Horizon	✓	✓	✓
Configuration of Local Settings	✓	✓	✓
Unlimited Web Browser URLs	Maximum of 5	✓	✓
Unlimited access to local applications	Maximum of 5	✓	✓
Unlimited Remote Connections	Maximum of 2	✓	✓
Customisation of ThinScale User Interface	Limited	✓	✓
Integrated Web Browser	✓	✓	✓
Device Auto Login	✓	✓	✓
ThinScale Connector		✓	✓
Third-Party Application Deployment		✓	✓
Smart Card & Single Sign On Support		✓	✓
Role-Based Administration		✓	✓
Magic Filter (Dynamic Key Press Pass-Through)		✓	✓
Remote Control with Wake-On-LAN		✓	✓
Centralized Management ThinScale Management Platform		✓	✓
Workspace Control		✓	✓
DPI / Scaling and Multi-Display Support		✓	✓
Location Awareness		✓	✓
Single Sign On for Citrix StoreFront		✓	✓
Device Lock Down		✓	✓
Full Support for UWP Applications		✓	✓
Broker Support for StoreFront/RDS/Horizon		✓	✓
Wi-Fi Connection Management		✓	✓
Auto Admin Unlock		✓	✓
Windows Security Centre Detection			✓
Windows Firewall Configuration			✓
Windows Updates			✓
USB Device Blocking			✓
Application Execution Prevention (AEP)			✓
Service Execution Prevention (SEP)			✓
Virtual Desktop Agent			✓

# THINKIOSK



## ThinKiosk in summary

ThinKiosk is a Windows-based, software defined, scalable PC to thin client conversion solution that delivers a unified end user experience on all converted end points. It turns your existing Windows PC's into secure, centrally managed Windows-based thin clients, dramatically reducing hardware and management costs, while also improving the end user experience.

With it's lightweight intuitive user interface, ThinKiosk provides end users with a secure workspace environment from where they can access their remote and local desktop and application environments from.

### Windows-based thin clients

Take full advantage of all the features and benefits that using Windows-based thin client devices deliver. If it works on Windows then it will work with ThinKiosk thin clients.

### Policy & profile driven

IT administrators can configure profiles defining how a ThinKiosk thin client behaves. The profiles define settings from appearance settings, through to security settings.

### Familiar end user experience

ThinKiosk thin clients deliver a familiar and intuitive secure user interface, with a Windows look & feel, along with enhanced productivity features.

### Speed up end user onboarding

Installation takes minutes, and is as simple as deploying the ThinScale Management Platform and the ThinKiosk Client on your endpoints. No need to boot from USB, or dual boot devices.

### Multi-display support

ThinKiosk supports the same number of displays that are supported by the end point device, and the underlying Windows operating system, and has it's own display control applet.

### Secure workspace environment

ThinKiosk locks down the underlying operating system of the device and in it's place delivers end users a secure workspace environment from where they can access apps and services from.

### Centralized management

Manage your entire converted thin client device estate using a single management platform with a single pane of glass administration console.

### Reduce cost, increase productivity

ThinKiosk thin clients enables organizations to reduce the cost of hardware acquisition, management, increases end user productivity with faster onboarding and easier support.

For more details on the features and benefits of converting your PC's into Windows-based, software defined ThinKiosk thin clients, how they work, how they fit into your environment, and how ThinKiosk solves many of the use case issues faced in delivering IT today, please visit the [ThinScale website](#), or contact the ThinScale team to discuss your use case.

# THINSCALE

Software solutions that enable IT to deliver the modern digital workplace without compromising on end user experience, security or performance.

## Contact Us



US: +1 516 321 1774



IE: +353 1906 9250



NL: +31 203 690 475



UK: +44 203 854 0944



[Request a Demo](#)



[sales@thinscale.com](mailto:sales@thinscale.com)



[thinscale.com](http://thinscale.com)



ThinScale,  
The Media Cube,  
Kill Avenue,  
Dún Laoghaire,  
Co. Dublin, A96 X6X3  
Ireland