




Natural Graphite Price Assessment Methodology

Updated late July 2025

benchmarkminerals.com



Contents

Introduction	3	3. Composite indexes	15	5: Compliance & security	21
Benchmark Minerals Mission Statement	3	3.1. Benchmark Minerals Graphite Index	15	6: Corrections	22
Methodology Structure	4			7: Complaints & enquires	23
1: Data collection & price reporting	5	4: Price definitions	16	8: Revision History	24
1.1 How we collect price data	5	4.1. Flake Graphite, FOB China	16	Contact us	25
1.2 Typical transactions	6	4.2. Flake Graphite, DDP China	17		
1.3 Information sources	8	4.3. Flake Graphite, CIF North America	18		
1.4 Price assessment process	9	4.4 Flake Graphite, FOB East Africa	19		
		4.5. Value-Added, FOB China	20		
2: Price calculation	10				
2.1 Grade-specific prices	10				
2.2 Testing our price integrity	12				
2.3 Governance	13				
2.4 Review process	14				



Introduction

Benchmark Mission Statement

Benchmark Mineral Intelligence (Benchmark Minerals) strives to create methodologies that accurately reflect the market dynamics of the industries we cover and allow for independent data collection, free of distortion or misrepresentation.

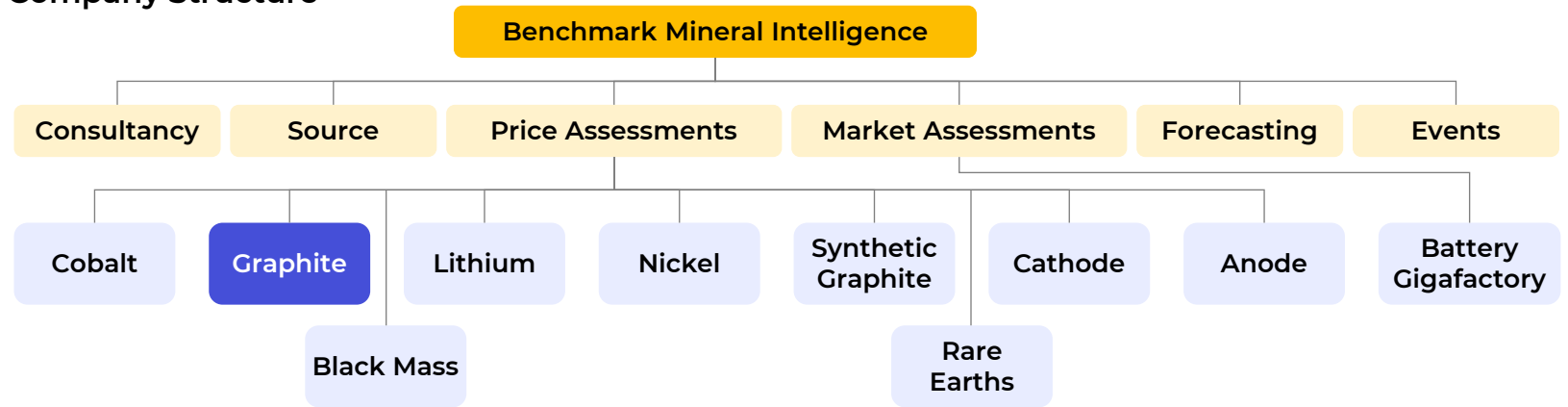
In the natural graphite market, we have identified 12 prices that best reflect the existing balance of production and trade flows, details of which can be found in the Price Definitions section of this document (Section 4).

These prices include the most commonly traded flake graphite material, in a range of mesh sizes, as well as uncoated spherical graphite (USPG), a value-added

graphite product used in anode production. Prices for these products have been broken down into the geographies across which they are most commonly traded in order to provide a comprehensive global picture of pricing, encompassing the specific market dynamics across regions where notable differences in pricing exist.

Natural graphite is a non-exchange traded speciality product, where prices are negotiated privately between buyer and seller. In addition, unlike traditional commodities, a large part of the price discovery process is centred around the downstream conversion and refining of these products for specific end-users.

Company Structure



Benchmark Minerals has developed a robust price discovery mechanism which focuses on primary data collection from different sources throughout the supply chain in order to build an informed and robust perspective of the market. Due to the opaque nature of the industry, Benchmark Minerals employs expert analysts to collect and interpret this information, using editorial expertise to assess the information received.

This methodology describes the process by which Benchmark Minerals assesses natural graphite market prices, the definitions and specifications used in each of the prices/indexes we publish, the standards our analysts adhere to in price collection, and our compliance, security and complaints process.

The information we publish is distributed directly to subscribers and also made available via our website for authorized users/licensors. The timing and delivery of this

information is outlined in Section 1.4.

To ensure the data we publish is accurate, delivered on time and compliant with regulatory principles, Benchmark Minerals applies a number of failsafe processes that are outlined in this document to allow problems to be rectified when and if they occur.

Benchmark Minerals methodologies are created and updated in line with developments in each of the specific markets we cover. As the industries we follow evolve, we update the prices we publish and the process we adhere to in order to ensure the most accurate and relevant prices are made available to the market. A full history of revisions to our methodology can be found in Section 8.

All Benchmark Minerals methodologies are tailored to the markets they cover and reflect Benchmark Minerals' commitment to independent and accurate price reporting.

Introduction

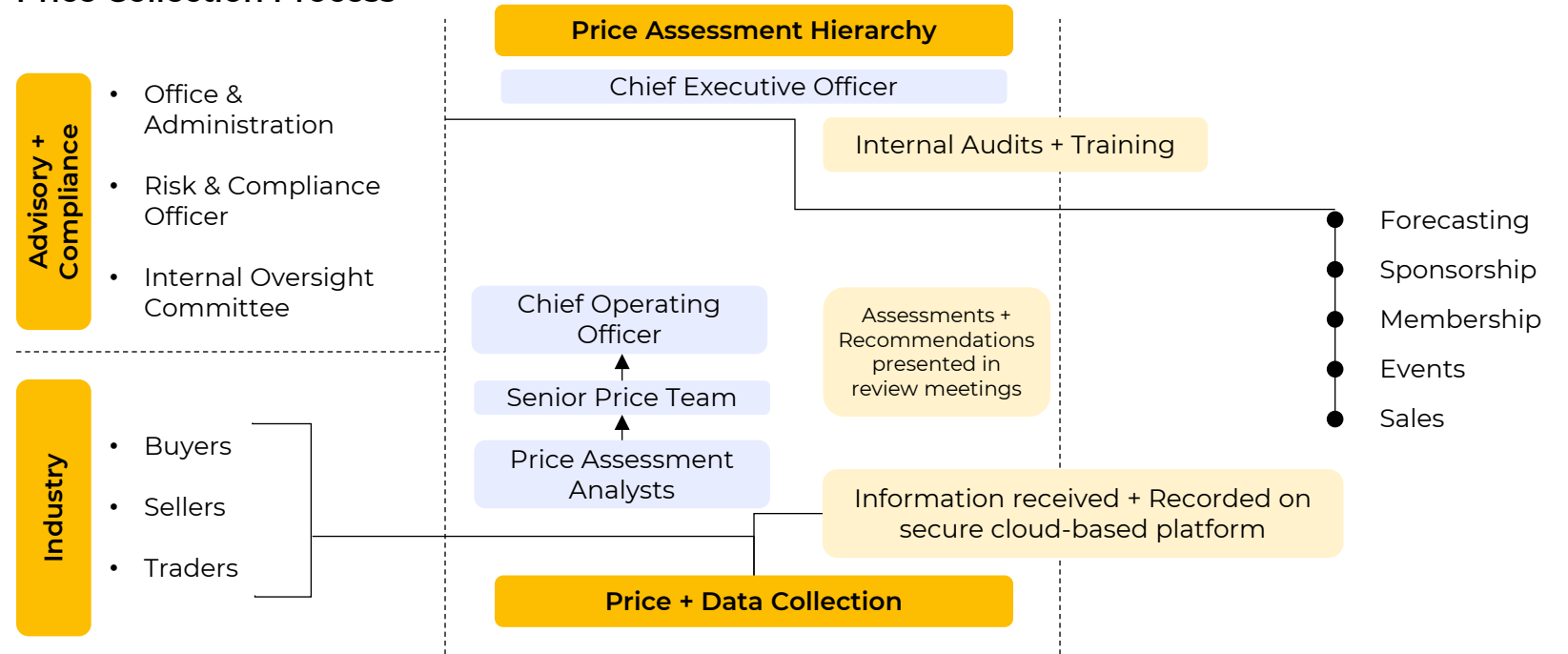
Methodology Structure

This methodology has been structured to provide a detailed description of our price collection processes and procedures, the rationale behind this process in relation to the natural graphite market, and the compliance process we adhere to in order to ensure clear and transparent price reporting.

The methodology is structured as follows:

- **Section 1:** An overview of the prices we report, details of the data collection process and Benchmark Minerals' price assessment principles. This includes how and when prices are distributed.
- **Section 2:** How we calculate our prices using the information received from the market. This section gives a detailed account of Benchmark Minerals' editorial process, the prioritisation and limitations of data and how we normalise data to produce grade-specific market prices.
- **Section 3:** The process we use to calculate composite indexes using our grade specific price ranges to create weighted average prices and the Benchmark Minerals Graphite Index
- **Section 4:** A detailed description of each natural graphite price we publish, including a review of the significance of each price in relation to global trade flows.

Price Collection Process



Section 5: A description of our compliance and security procedures, including how we adhere to regulatory principles relating to price reporting and benchmarking.

Section 6: How we identify and substantiate corrections to published price data, including how any corrections are reported to the market.

Section 7: Details of Benchmark Minerals' complaints process and our service commitments.

Section 8: A record of all previous changes and updates to the Natural Graphite Methodology.

1. Data Collection and Price Reporting

The objective of the Benchmark Minerals Natural Graphite Price Assessments is to provide an accurate and independent evaluation of the prevailing market prices for the natural graphite grades outlined in Section 4 of this methodology.

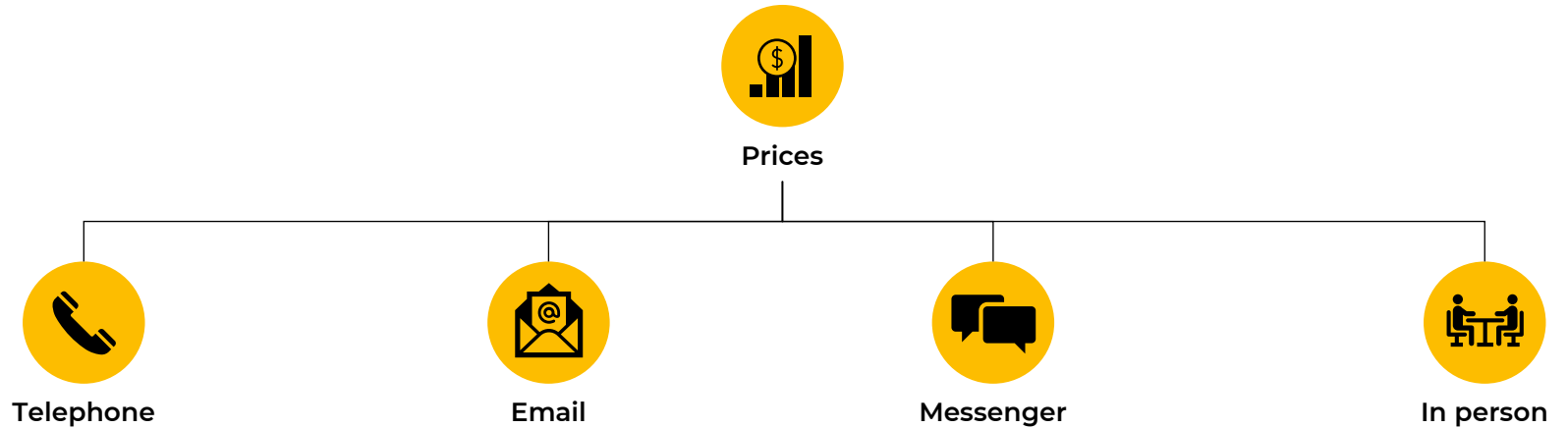
The data that is used in our price assessments is collected directly from the market, and we encourage our sources to report any supplementary information possible in order to determine accurate price ranges, normalised for price-related variables.

In order to protect the integrity of our assessments, Benchmark Minerals conducts regular reviews of the sources providing market information. These sources are also kept private in order to allow for open and honest information exchange.

In this section we detail how this information is collected, used and reported to the market via Benchmark Minerals Price Assessments.

1.1 How We Collect Price Data

Benchmark Minerals price data is collected by polling a cross-section of active market participants. Our team of analysts verify and substantiate this information through a range of primary and secondary sources.



Our primary process involves a dedicated team of experienced market analysts communicating regularly with the industry via phone, email, messenger services and direct meetings in person.

All information received is logged on our internal secure cloud-based system by the analyst upon receipt of the data, along with any accompanying information that can assist in verifying or normalising the prices.

This data is cross-referenced and analysed in relation to other relevant data points received from the market.

As a secondary method of verifying this information, the data is checked against public sources such as trade statistics, company reports, and government data. Due to the timing of this type of reporting it largely serves as a method of identifying anomalies in data that has already

been published.

Any unclear or incomplete information received is reviewed and assessed in the price assessment meetings to ensure independence and neutrality is applied to the value of this information in the price calculation.

Benchmark Minerals analysts continually seek to increase the number of price points (contacts) surveyed. Although the number of contacts for any one price point can vary, the insight and experience of our analysts ensure that all data published can be authenticated and supported by market intelligence.

If at any time the number of contacts for any one price falls to a point where data cannot be sufficiently verified, the grade is reviewed by the Senior Price Team.

1. Data Collection and Price Reporting

1.2 Typical Transactions

Types of transactions in the natural graphite market can vary considerably based on the type of graphite, volumes, specifications and delivery terms. Details of these variables in relation to specific prices Benchmark publishes is outlined in the Price Definitions section of this methodology (Section 4).

The primary information included in Benchmark Minerals Price Assessments is confirmed trades and firm bid/offers that are open to the market as a whole.

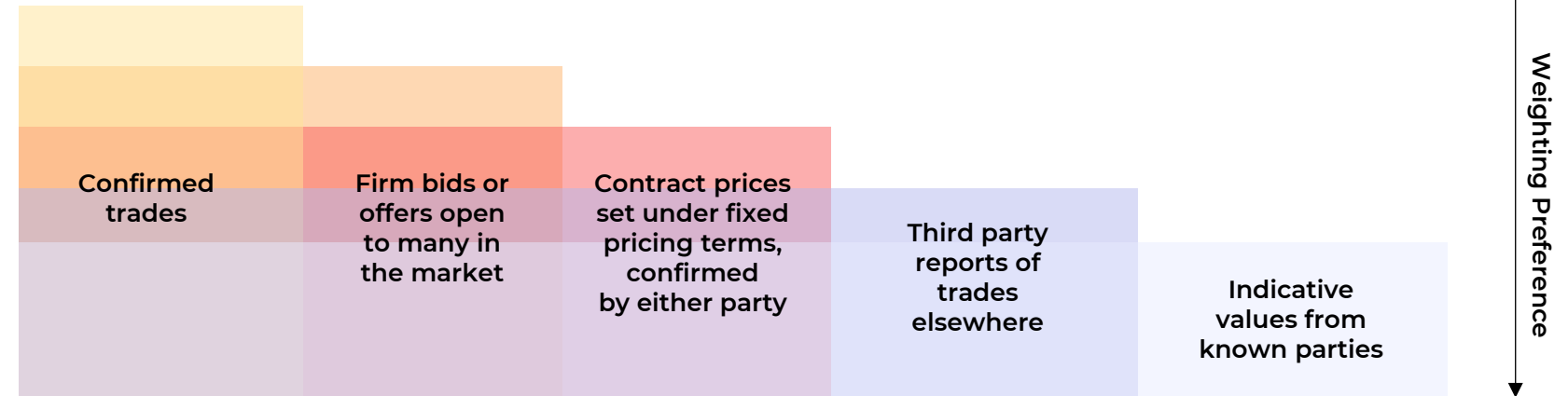
This information is supplemented by:

- Expressions of interest to trade at published levels
- Contract prices set under fixed pricing terms, confirmed by either party
- Third-party reports of market activity
- Other non-transactional data

These data points are used to verify and corroborate the price information received to determine a prevailing market price.

In order to protect the confidentiality of our price sources, specific transactional information is not disclosed to the market.

Input Data Hierarchy



Data preference

Benchmark Minerals prioritises information received relating to confirmed trades and transactional volumes when making its price assessments. Given the structure of the natural graphite market and the lack of openly traded contracts, price providers are often unable to provide trade-specific details and instead provide an average value or range for their transactions in a given period. For the purposes of including information from these sources, which represent a large proportion of the market, this information is classified as a confirmed trade.

In the instance that confirmed trades are not provided, we then give preference to firm bid and offers that are open to

more than one party in the market, provided all other variables are equal.

In many cases, prices can also be derived as a function of the value of other products in the supply chain. As a result, these are also taken into account in Benchmark Minerals' price assessments, in lieu of confirmed transactions or bid/offers. Finally, Benchmark Minerals also records third party reports of trades elsewhere in the market that they have not had direct involvement in and uses indicative values from active market participants or prices into other areas of the world as way of verifying other information received.

1. Data Collection and Price Reporting

Assessment thresholds

As Benchmark plays a role in bringing price transparency to opaque markets, in some cases trading and market information can be sporadic and therefore not conducive to minimum data thresholds.

As a result, Benchmark Minerals makes its assessments and assigns weightings to the information it receives based upon estimates of the respective market share each source represents.

This information is used in collaboration with external market commentary, source test validation and our process of editorial judgement to analyse the relevance of any piece of information.

In the instance that one price provider accounts for a substantial proportion of the market volumes traded across one individual price, deemed to be more than 25% for monthly assessments, Benchmark Minerals seeks to verify the information received with counterparts to avoid key submitter dependency.

Should Benchmark rely on transaction data from one provider representing more than 25% of the data received, this will be outlined in the Price Assessment commentary.

Whilst rare, in some cases, due to the illiquid nature of some of the markets covered by the assessment, as well as forecasted supply deficits limiting trading activity, it is realistically possible that no transaction data will be received for an assessed period.

Similarly, particularly in China during national holidays,

where strict industry shutdowns are often observed, there is a realistic possibility than no transaction data will be received for some grades.

Where no information is received for a price, or the information received is judged to fail to be representative, Benchmark Minerals analysts can infer price changes dependant on information received in other regions or from other actors in the supply chain.

Where trade or supplementary data (as defined in the input data hierarchy on Pg. 6) is not available or does not provide a conclusive reason to edit the price, the assessment remains unchanged.

Prevailing market price

Benchmark Minerals assesses global natural graphite prices through a prevailing market price process which aims to identify the value of material traded within a stated time period.

The process has been designed to provide a reliable reference price for the industry based on the receipt of a sufficient number of price points to allow for accurate market assessment. It also considers the reliability of the sources of information. Price data must be received by the end of the stated assessment period to be included in the respective price review.

Due to the nature of the natural graphite market, a large proportion of material is traded on long-term supply contracts.

For the purposes of discounting data which may include a long-term bias, Benchmark Minerals excludes any

transactions which have a fixed-price for longer than 1 year.

Assessment period

Benchmark Minerals analysts evaluate all data received in the assessment period on the day prior to publishing during an initial review meeting with a member of the Senior Price Team.

These proposed price ranges are then submitted and reviewed on the day of publication by a member of the Senior Price Team.

The cutoff time for the initial assessment is 5pm (London) on the day prior to publication. If any information is received after this point it is included in the following assessment.

If we do not receive sufficient data points to make an assessment, then we do carry over relevant data received in previous assessments or information which can be used to extrapolate market prices.

Spot vs Term Pricing

Natural graphite does not have a transparent or robust platform for trading. This creates an opaque marketplace with many non-standard transactions.

Contract terms in the natural graphite market vary dependant upon region, end-market, and individual market participants. Long-term (annual) agreements are typically agreed at a fixed price level, but

1. Data Collection and Price Reporting

increasingly contracts are agreed on short-term (1-6 month basis).

As a result, Benchmark Minerals' prevailing market price process is inclusive of volumes being traded on a fixed-price basis for less than one year.

Fixed price deals of less than one year are included during the month in which they are entered. Benchmark Minerals conducts follow up discussions with price sources to ensure these deals are completed through the duration of the contract.

Fixed price contracts of over 1 year are excluded from Benchmark Minerals assessments as they fail to provide an accurate reflection of the existing volumes being traded in the market at that point in time.

Benchmark Minerals is working with the graphite industry to distinguish these terms to provide more transparency and help the development of a market clearing price.

To prevent distortion of prices received throughout the collection period, Benchmark Minerals does not use volume-weighted price averages, however, volumes are used in our process of editorial judgement and source test to verify the legitimacy of information received.

In some cases, using a volume weighted average price (VWAP) could distort the true representation of market pricing as volumes are not always made available to Benchmark for specific trades due to the opaque nature of the market.

Anomalies

Any pricing data received which is over 10% different from the average of the previous month's assessment is highlighted and reviewed in the final review process by the Chief Data Officer or Senior Analyst to determine accuracy and relevance.

When this type of information is received, price assessors will seek to verify the information with counterparts in the transaction in order to verify the transacted value.

Benchmark has determined 10% as an appropriate value in price fluctuation, as this represents a threshold which would highlight unusual, yet plausible, market volatility.

If it is decided in the final review process that the information can not be independently verified or corroborated by other data points received in the same period, then the data point is excluded from the assessment and an action point raised to investigate further for the following assessment period.

1.3 Information Sources

Benchmark Minerals conducts confidential interactions with market participants in order to source the data and market intelligence used for its price assessments. Due to the structure of the market and the position of companies within the supply chain, full transactional data is not always available.

Where possible Benchmark Minerals requests that all

relevant data pertaining to the price is provided and individual data points are provided throughout the assessment period.

The private nature of transactions in the natural graphite market today mean full disclosure is often not possible, however Benchmark Minerals does ask sources to meet a set of standards which confirm:

- i. Data is reported on an honest, timely and consistent basis
- ii. Data is reflective of the overall trend in pricing rather than selective
- iii. Data is supplied or approved by a commercial division of the source company
- iv. Data provided is from arm's length transactions only, from non-affiliated parties

Data providers do not enter into a formal agreement to provide prices to Benchmark Minerals. Instead, interactions with the market are conducted on a trust basis which require internal review and editorial judgement to assess the weighting of information.

Information sources are only added to our network of price providers after a review process between the analyst and the Senior Price Team.

1. Data Collection and Price Reporting

1.4 Price Assessment Process

Benchmark Minerals natural graphite prices are assessed on a monthly basis, to allow for a sufficient number of transactions to be made to identify a consistent market trend and range for prices.

Benchmark Minerals analysts conduct a price review meeting following the cut off for data collection for the assessment period. The price data is published on our website for subscribers and distributed to licensors by 4pm (London) on the final working day of the month.

Benchmark reserves the right to temporarily alter publishing dates, for example during UK national holidays, subject to providing the market with 30 days' notice via email.

Due to the wide number of pricing variables for graphite, analysts normalise the data received for shipping terms, specifications and any other applicable variables to match the price definitions as outlined in Section 4 of this methodology.

The team of analysts then submit recommended price ranges based on the data collected in that period and these recommendations are confirmed by a member of the Senior Price Team who was not involved in the price collection process for the assessed grades.

All price assessments and editorial judgements made

during the assessment review are recorded and logged internally by name and rationale within internal audit framework.

The size and frequency of transactions in the graphite market dictate that monthly price publication is required in order to collect a sufficient number of data points within the framework of a robust and regulatory compliant methodology.

Benchmark Minerals works actively with the industry to increase the regularity and transparency of transactions, and as the industry evolves the frequency of the prices it publishes will move towards weekly and eventually daily pricing across all grades where suitable.

2. Price Calculation

Benchmark Minerals provides two levels of graphite pricing to the market, including grade-specific pricing and a flake graphite index.

This section outlines how Benchmark Minerals uses the information it collects directly from the market to determine the final price assessments it publishes.

2.1 Grade-specific Prices

Editorial judgement

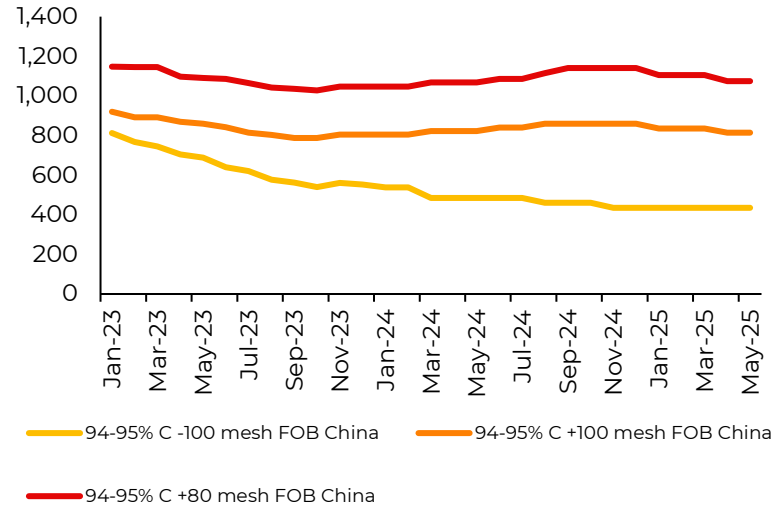
Benchmark Minerals employs a process of editorial judgement to calculate the price ranges for each of the grade-specific prices published.

This process originates from primary data collection which is logged and reviewed in regular team meetings involving the relevant market analysts as described in more detail in section 1.3.

After the data is reviewed and each relevant analyst makes their price recommendations, a member of the Senior Price Team will analyse the recommended price ranges in relation to supporting evidence and internal data logs to check for accuracy.

In the event that price recommendations do not correspond with the prices and supporting evidence which has been internally logged, a member of the

Flake Graphite (\$/tonne)



Source: Benchmark Mineral Intelligence

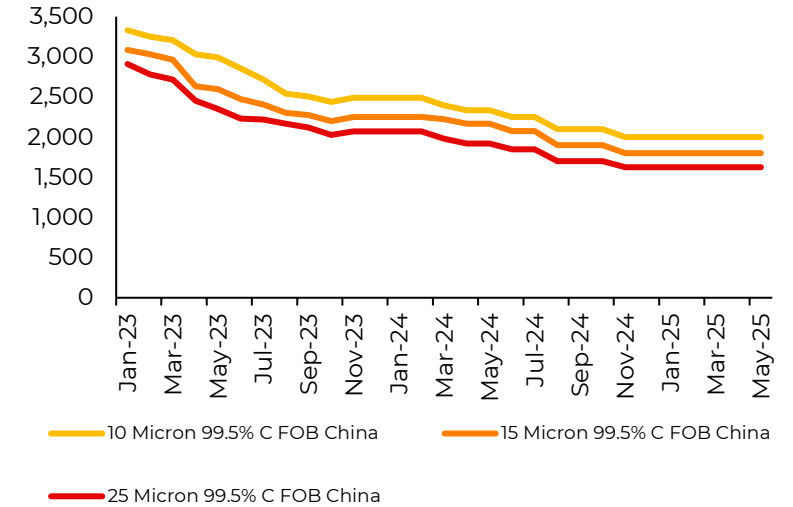
Senior Price Team will conduct a review of the data with the responsible analyst(s) directly.

A member of the Senior Price Team not involved with the price collection process for the assessed grades verifies the established price ranges before the data is published and distributed.

Price ranges

The way natural graphite is traded dictates that prices are negotiated directly between buyer and seller. As such, there is no one price for natural graphite and prices for

Uncoated Spherical Purified Graphite (\$/tonne)



Source: Benchmark Mineral Intelligence

the same product in the market at any one time can often vary considerably dependent on volume, contract/delivery terms, flake size and purity, alongside and numerous other variables.

Benchmark Minerals grade-specific natural graphite prices are therefore set as ranges. Where one value is shown this represents the mid-point of the price range unless otherwise stated.

The price range is not a direct function of the lowest/highest data points received but represents an average of where a majority of transactions are settled.

2. Price Calculation

Input weightings

Benchmark Minerals' assessment of the value and weighting of information received is based on a process of expert ranking, whereby analysts analyse the information received with respect to the volumes traded where available, the position of the company in the market and the reliability of the source.

Benchmark Minerals' assessment team build an internal profile of price sources through our interactions with companies and other secondary sources of market information in order to rank the validity of received data points.

Price ranges are intended as an average spread of transactions throughout the assessment period and therefore data evaluation is not weighted on the time at which the price information is received within the price collection period.

Units of measurement

Benchmark Minerals Price Assessments are published in the most common currencies and units of measurement.

In the graphite market, global transactions are typically negotiated in US dollars (USD), for both flake and value-added products. The one exception to this is Chinese domestic transactions which are most commonly traded in Chinese yuan (RMB).

In the case that domestic Chinese prices are represented in USD, they are converted using the USD/RMB exchange rate, which is fixed via Finnhub at 9am (London) on the day of publication and can be made available to subscribers upon request. Grades are published by

Benchmark in the currency in which they are traded. Prices are available on the Benchmark website in both RMB and USD, based on the Finnhub exchange rate.

Natural graphite volumes are negotiated on a kg or metric tonne basis. Benchmark Minerals prices are represented in metric tonnes.

Shipping terms

Benchmark Minerals uses three industry standard incoterms to represent the location/destination of the material.

Free on board (FOB) – used to represent the price out of an originating region/country.

Delivered, Duty Paid (DDP) – used to represent the delivered price going in to a particular region/country.

Cost, Insurance and Freight (CIF) – used to represent the delivered price going in to a particular region/Country

Normalisation

The specialist nature of natural graphite production means these specifications are not always consistent across the market and Benchmark Minerals therefore aims to align the variables of any pricing data received with the most relevant price assessment.

A normalisation process is undertaken when dealing with this type of non-standard data.

Benchmark Minerals standardises the varying costs of shipping from/to different ports within the regions outlined in its assessments.

Grade and impurity profiles can also vary, and Benchmark Minerals seeks to normalise these specifications to industry standard levels by applying discounts or premiums to prices received dependent on the individual material specifications.

The level of normalisation is dependent on analyst judgement based on interactions with the market and observed variance in market value from a base standard.

Taxes, tariffs and duties are also included in the published prices, unless otherwise stated in the price definitions section of this methodology.

Finally, shipping terms are also normalised to meet the shipping/destination port specified for each price in section 4.

Editorial judgement

The nature of the natural graphite market dictates that a process of editorial judgement is necessary to interpret the various data points in the market and normalise the information received to the grade specifications, outlined in Section 4 of this methodology.

To ensure consistency of this editorial judgement across various assessments, Benchmark Minerals has established an internal review process whereby we ensure that all calculation variables are applied in a fair and even manner.

This review process includes reference to historical data points, industry knowledge and the use of publicly available information to judge appropriate premium/discount levels.

2. Price Calculation

2.2 Testing Our Price Integrity

As part of our data collection process Benchmark Minerals also conducts regular reviews of our sources and the data received to analyse the information published against external metrics and verify accuracy.

Price verification

When pricing information is received by Benchmark Minerals, we seek to verify this information directly with other parties involved in the transaction, or companies at other levels of the supply chain that would be privy to data relating to the transaction.

The preference for term agreements within the natural graphite market require Benchmark Minerals to stay in regular contact with the industry to monitor that these contracts are completed or if any terms are changed during the term of the agreement.

Any information received from sources which have been shown to provide inaccurate or misleading data is excluded from the assessment. Also, if there is a notable disparity on the price from different parties reporting on the same transaction then this information is discounted from the assessment.

Benchmark Minerals' policy is to assess, affirm and verify all data for accuracy and reliability. If data fails to meet our quality standards, then our price assessors will initiate procedures to either rectify or reject a specific data submission. If data is rejected, our price assessors may notify the providers of this action should the price be

deemed to have been purposely misrepresenting the market.

Certain standard tests are also carried out to apply:

- Checks on internal transfers, offtake agreements or deals with affiliated parties
- Restrictions on the weight a single party can have on a price
- Individual case assessment of outliers and anomalies
- Checks on price discrepancies between buyer and seller
- Secondary verifications when there are a lack of reportable transactions

Source Tests

All information received during our data collection process is weighted upon the credibility of the information source. Benchmark Minerals therefore judges the validity of the information received based upon:

- Proximity – the position of the source within the industry and in relation to the transaction being discussed
- Vested interest – the motivation of the source in discussing the information
- Track record – the previous reliability of information

obtained from the source

- Date received – when the information was shared in relation to the date of publishing

Comparative metrics

Often, the nature of surrounding markets can be used as a point of reference for contract negotiations between buyer and seller. Subsequently these data points are employed as comparative metrics in measuring the state of the market in question. Comparative metrics include:

- Comparison to the price of the same product in another area of the market
- Comparison to a slightly different specification product in the same area of the market
- Comparison to transactions completed for the same product in another relevant time period
- Comparison to the material's feedstock or primary derived product(s)
- Comparison to transactions for different volumes or trade routes

Use of transactions involving material outside of standard specifications will be assessed and normalised, where viable, for contribution to price data. This can include transactions of anomalous sizes, locations or involving multiple contingencies which may distort price.

2. Price Calculation

2.3 Governance

Benchmark Minerals employs a number of governance checks to ensure the suitability and application of the

methodology and to consult with the market as to any changes in our processes and procedures.

A full employee code of conduct is available upon request and outlines the standards employees are obligated to adhere to in terms of antitrust, confidentiality and data protection policy.

Operational checks and balances

Benchmark Minerals imposes professional walls between areas of the business where a conflict of interest may arise to ensure our price assessments are conducted independently, and without any prejudice or bias.

The areas of the Benchmark Minerals business are outlined on pg. 3 of this methodology:

- Benchmark Membership: News & analysis
- Benchmark Price Assessments: Price reporting
- Benchmark Forecasting: Long-term supply, demand & price forecasting
- Benchmark Events: Conferences and seminars

Benchmark Price Assessments are operated by a team of analysts that operate independently to the other areas of

the business.

This team is managed by the Head of Prices who, alongside Senior Analysts, coordinate the price assessment reviews and makes the final appraisal of price data received ahead of publishing.

The Head of Prices reports directly to the Director of Indexing and Derivatives and the COO, who alongside the Risk and Compliance Officer, oversees regularly monitors the proper implementation of the methodology.

The company also employs a Company Secretary to act as external counsel on any issues pertaining to legal disputes.

Internal governance meetings

Benchmark Minerals holds annual governance meetings with all senior management members to review price collection processes and ensure data collection adheres to the standards outlined in this methodology as well as regulatory principles.

Benchmark Minerals also holds bi-annual consultation meetings with management and the price collection team to consult on any amendments or changes to the methodology.

This meeting serves as a review of the methodology relevance in relation to industry developments and ensures the price reporting process is robust to industry requirements and regulatory standards.

Methodology Public Consultation

Benchmark Minerals holds a period of public consultation to allow for comment on its mineral specific Price Assessment Methodologies.

This is held via a free to view article on the Benchmark website and notification is made to its contact database.

This public consultation will typically be held in August, and for no fewer than 28 days, exact dates may change as market factors define.

Benchmark will review all comments and seek to make public all non-confidential comments/responses within 10 working days of the closure of the public consultation.

If any comments result in a material change to its methodology, Benchmark will undertake process defined in its Benchmark Methodology Review Process.

External audits

Benchmark Minerals employs an external auditor to confirm the company's compliance with IOSCO principles with reasonable assurance.

Annual external audits will be held once IOSCO certification is received to ensure all processes and procedures are being followed in a regulatory compliant manner within the structure of this methodology.

2. Price Calculation

Industry briefings and conferences

Benchmark Minerals also engages the industry to consult on updates and developments to its price collection process through its series of annual events. These events include:

- **Benchmark World Tour**
- **Benchmark Gigafactories events**
- **Benchmark Week**
- **Webinars**

2.4 Review Process

Ahead of publication of our prices, Benchmark Minerals conducts a thorough review process to ensure all information received has been logged internally and reviewed in line with the principles set out in this methodology.

Initial review

Benchmark Minerals analysts hold reviews the day prior to price publication to collate information received from various price providers and interpret this information in order to make an informed and consistent assessment of market prices during the period in question.

This meeting is chaired by a member of the Senior Price Team not involved with the price collection process for the assessed grades. All relevant analysts involved in the price assessment process are also present in the meeting, where possible, or are given the opportunity to review the final prices after the meeting but before publication. Analysts present the information they have received, as

well as their interpretation of this information in alignment with the price definition and our guidance for suspicious or anomalous data.

In conjunction with a member of the Senior Price Team, this information is used to provide a set of suggested price ranges for each of the grades using the processes set out above.

Notes are made of this assessment process, including the details of suggestions from each analyst involved in the price collection process, information but log the rationale used in the assessment. This rationale is not made public due to the confidential nature in which Benchmark Minerals collects market information but is stored for external audit purposes.

These notes, along with the individual price assessment audit trails of each price analyst are saved on a secure system and stored for a minimum of 10 years after the assessment is made. These files are password protected and restricted to senior management and compliance access.

Final review

The final review of each price assessment is made on the day of publication by a member of the Senior Price Team.

This review involves a detailed analysis of the suggested assessments from the initial review, during which a member of the Senior Price Team checks the assessments are in accordance with the methodology principles.

This review is documented and saved on a secure system as above.

Internal checks and compliance

All information relating to the price assessment process, including audit trails and supporting rationale are saved on a secure system for compliance purposes.

Benchmark Minerals' Compliance officer conducts periodic reviews of this information to ensure it is being stored, maintained and interpreted in accordance with the principles set out in this methodology.

3. Composite Indexes

3.1 Benchmark Minerals Graphite Index

Benchmark Minerals publishes a monthly flake graphite price index with a base month of January 2015.

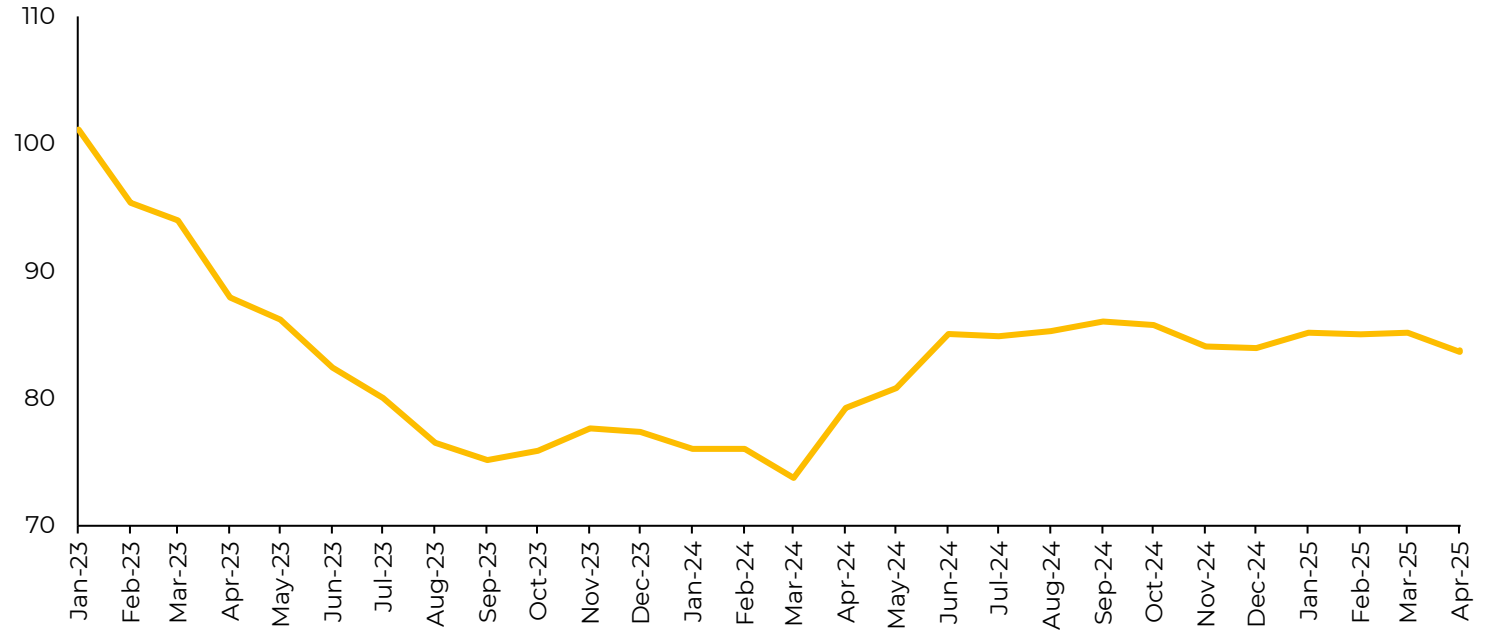
The index is tied to all of Benchmark’s flake graphite prices, each of which are assigned tailored weightings.

To determine the weightings across our published flake graphite grades, Benchmark Minerals assesses the estimated volumes produced/consumed as part of its analysis of total traded volumes.

These weightings are updated on a quarterly basis, using market volume inputs from Benchmark’s Flake Graphite Forecast.

Each index value represents the change across all of Benchmark’s flake graphite prices, against a base of 100 in January 2015.

Benchmark Flake Graphite Price Index

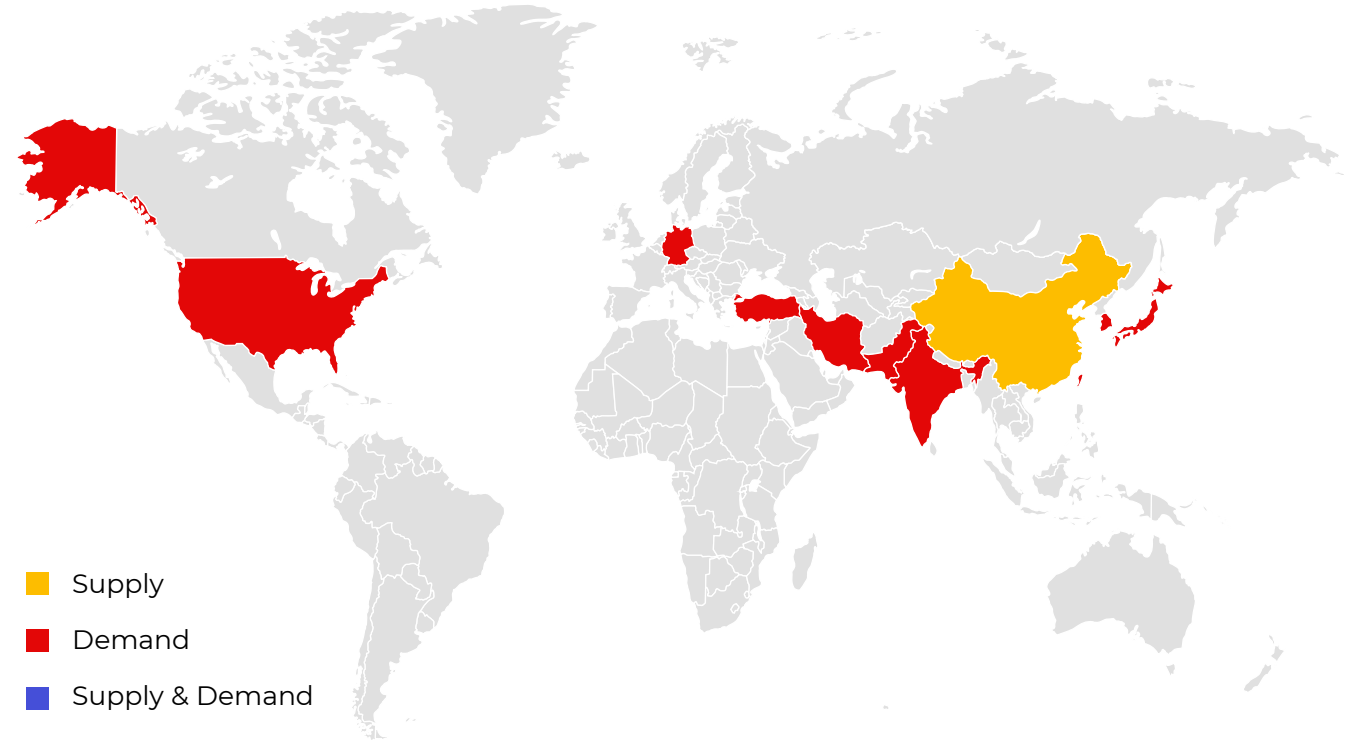


Source: Benchmark Mineral Intelligence

4. Price Definitions

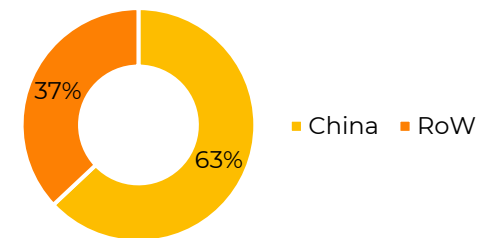
4.1 Flake Graphite, FOB China

Location:	China
Contract Basis:	FOB
Currency:	USD
Shipping Port:	Main Chinese ports
Form:	Powder
UOM:	Tonnes
Delivery Window:	60 days
Min Size:	10 tonnes
Max Size:	10,000 tonnes
Main Consumers:	Japan, India, S Korea, USA, Iran, Germany, Turkey, Pakistan, Taiwan, Slovenia
Production (2024):	1,000,000 tonnes
Publication:	Final working day of the month, 4pm (London)
Published Prices:	Flake, 90-93% C, -100 mesh, FOB China Flake, 90-93% C, +100 mesh, FOB China Flake, 94-95% C, -100 mesh, FOB China Flake, 94-95% C, +100 mesh, FOB China Flake, 94-95% C, +80 mesh, FOB China Flake, 94-95% C, +50 mesh, FOB China



Flake Concentrate	
Formula	C
Carbon content	90-95%
Particle size	-100 mesh to +50 mesh
Common impurities	Fe, Ni, Cr, Si, Ca, Al

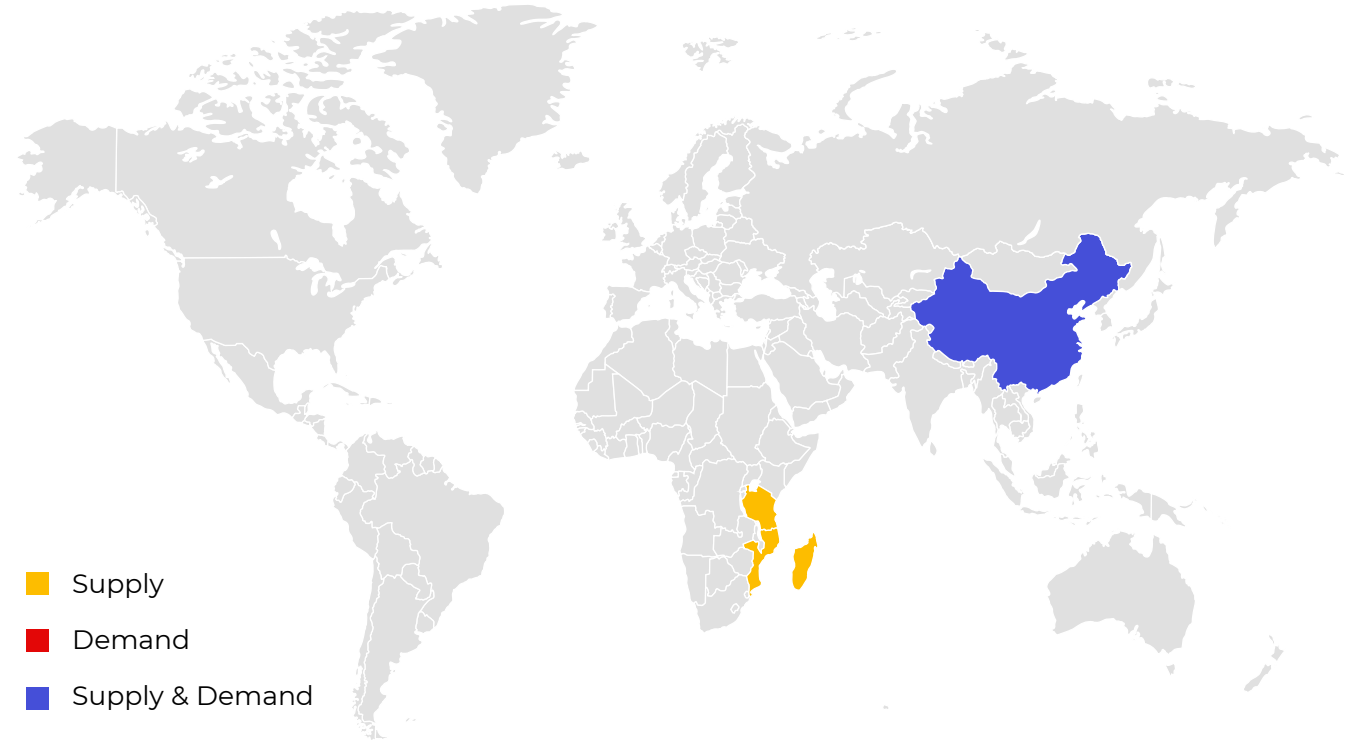
Global Flake Graphite Supply (2024)



4. Price Definitions

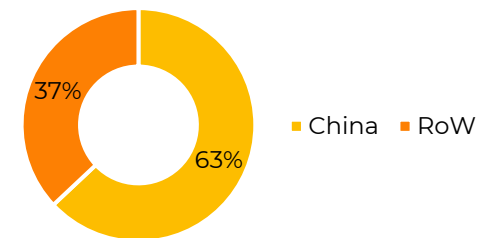
4.2 Flake Graphite, DDP China

Location:	China
Contract Basis:	DDP
Currency:	RMB
Destination:	Delivered to Chinese consumers
Form:	Powder
UOM:	Tonnes
Delivery Window:	60 days
Min Size:	10 tonnes
Max Size:	10,000 tonnes
Main Consumers:	China
Production (2024):	1,000,000 tonnes
Publication:	Final working day of the month, 4pm (London)
Published Prices:	Flake, 94-95% C, -100 mesh , DDP China Flake, 94-95% C, +100 mesh, DDP China



Flake Concentrate	
Formula	C
Carbon content	94-95%
Particle size	-100 mesh to +50 mesh
Common impurities	Fe, Ni, Cr, Si, Ca, Al

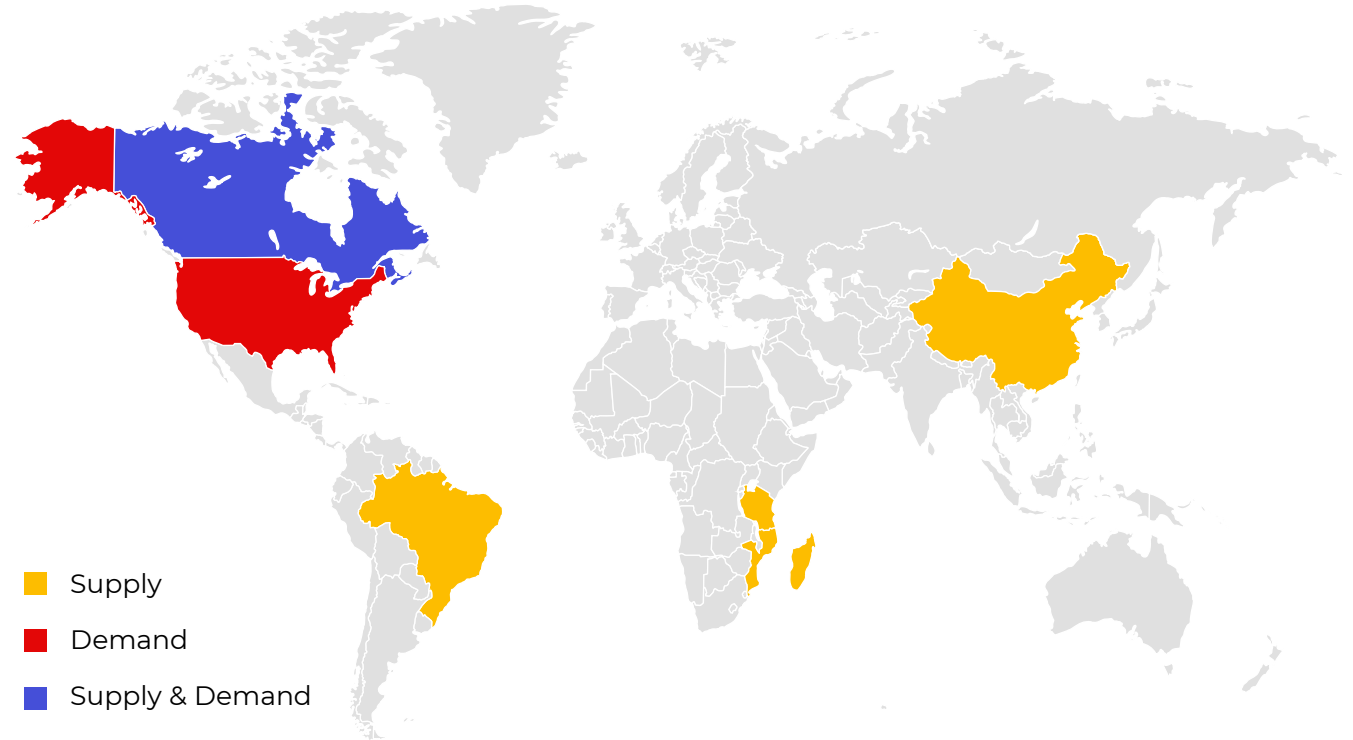
Global Flake Graphite Supply (2024)



4. Price Definitions

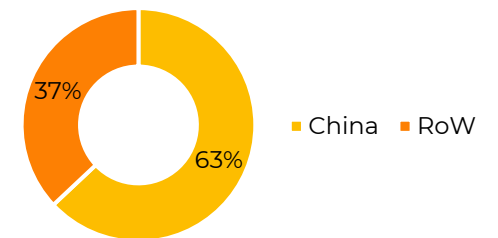
4.3 Flake Graphite, CIF North America

Location:	China
Contract Basis:	CIF
Currency:	USD
Shipping Port:	US East-coast (other ports normalised)
Form:	Powder
UOM:	Tonnes
Delivery Window:	60 days
Min Size:	10 tonnes
Max Size:	10,000 tonnes
Main Consumers:	Japan, India, S Korea, USA, Iran, Germany, Turkey, Pakistan, Taiwan, Slovenia
Production (2024):	12,000 tonnes
Publication:	Final working day of the month, 4pm (London)
Published Prices:	Flake, 94-95% C, -100 mesh, CIF North America



Flake Concentrate	
Formula	C
Carbon content	94-95%
Particle size	-100 mesh
Common impurities	Fe, Ni, Cr, Si, Ca, Al

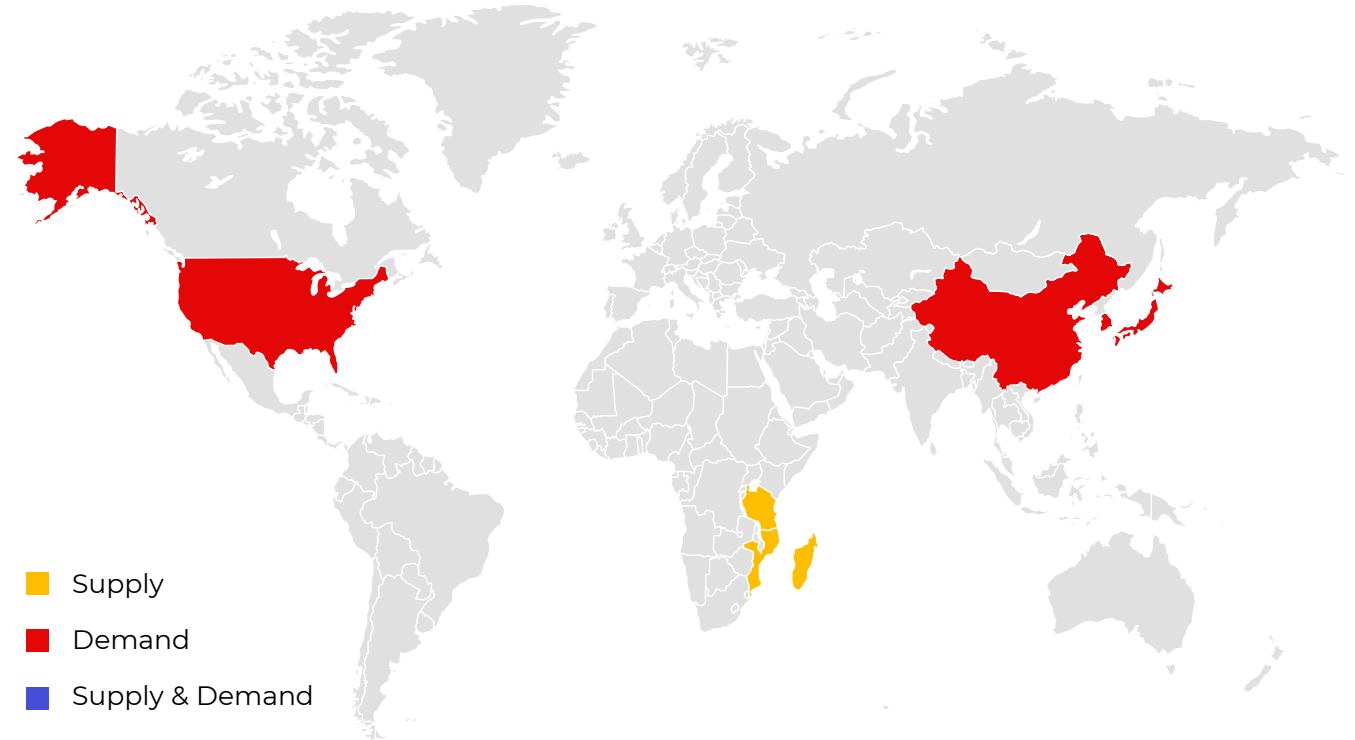
Global Flake Graphite Supply (2024)



4. Price Definitions

4.4 Flake Graphite, FOB East Africa

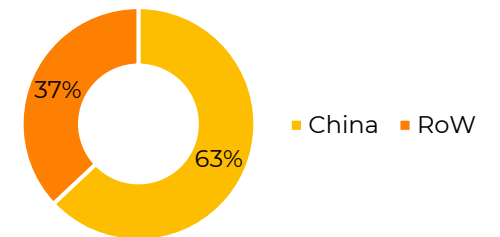
Location:	East Africa
Contract Basis:	FOB
Currency:	USD
Shipping Port:	Main East Africa ports (other ports normalised)
Form:	Powder
UOM:	Tonnes
Delivery Window:	60 days
Min Size:	10 tonnes
Max Size:	10,000 tonnes
Main Consumers:	Japan, India, S Korea, USA, Iran, Germany, Turkey, Pakistan, Taiwan, Slovenia, China
Production (2024):	200,000 tonnes
Publication:	Final working day of the month, 4pm (London)
Published Prices:	Flake, 94-95% C, +80 mesh, FOB East Africa Flake, 94-95% C, -100 mesh, FOB East Africa



- Supply
- Demand
- Supply & Demand

Flake Concentrate	
Formula	C
Carbon content	94-95%
Particle size	+80 mesh and -100 mesh
Common impurities	Fe, Ni, Cr, Si, Ca, Al

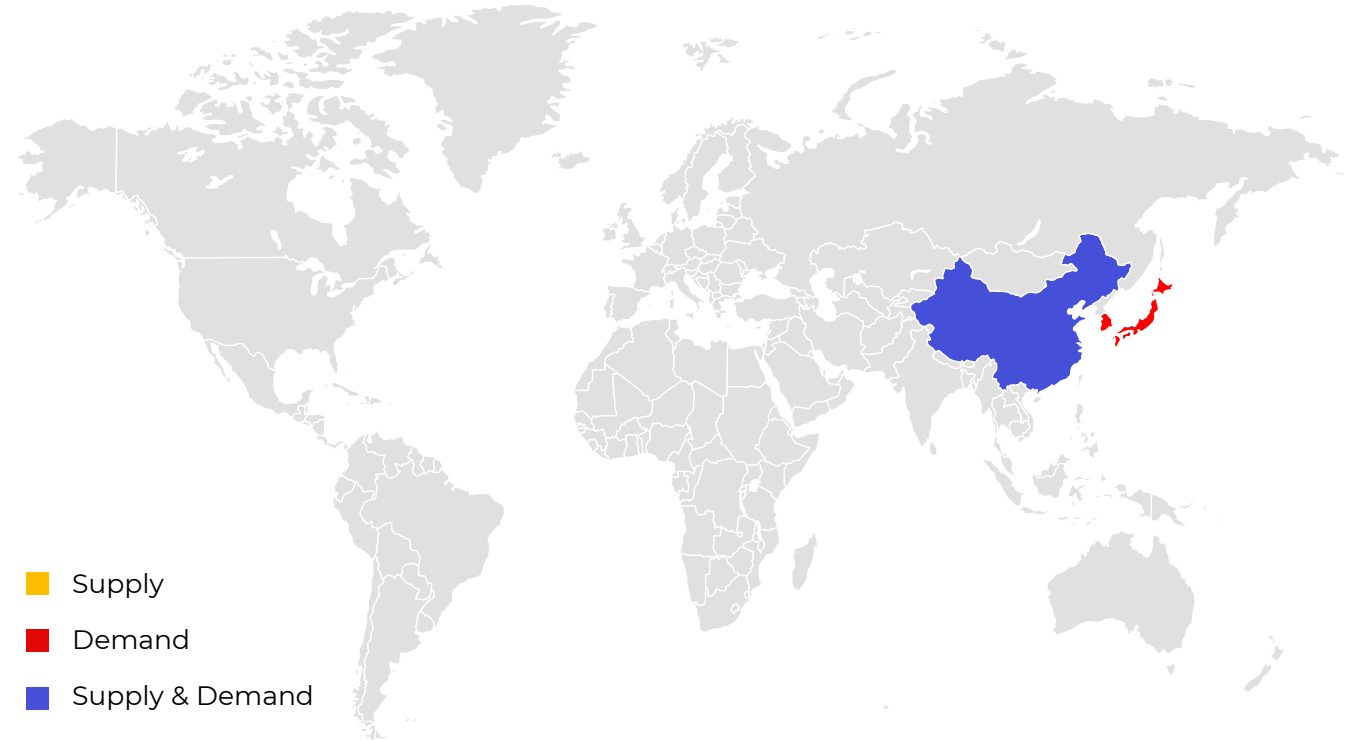
Global Flake Graphite Supply (2024)



4. Price Definitions

4.5 Value-Added, FOB China

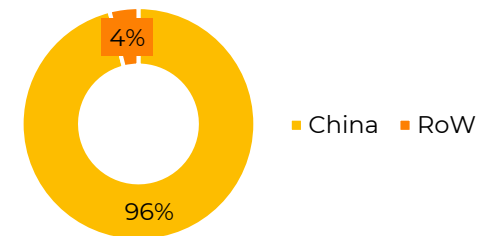
Location:	China
Contract Basis:	FOB
Currency:	USD
Shipping Port:	Main Chinese ports
Form:	Powder
UOM:	Tonnes
Delivery Window:	60 days
Min Size:	10 tonnes
Max Size:	10,000 tonnes
Main Consumers:	China, Japan, South Korea
Production (2024):	586,000 tonnes
Publication:	Final working day of the month, 4pm (London)
Published Prices:	Spherical uncoated, 99.95% C, 10 microns, FOB China Spherical uncoated, 99.95% C, 15 microns, FOB China Spherical uncoated, 99.95% C, 25 microns, FOB China



Uncoated Spherical Purified Graphite

Formula	C
Carbon content	99.95% min
Particle size	10-25 microns (µm)
Common impurities	Fe, Zn, Ti, Si, Ca, Al

Global Flake Graphite Supply (2024)



5. Compliance & Security

All Benchmark Minerals analysts are obligated to sign a code of conduct upon employment in relation to data collection and assessment, to ensure independence and credibility.

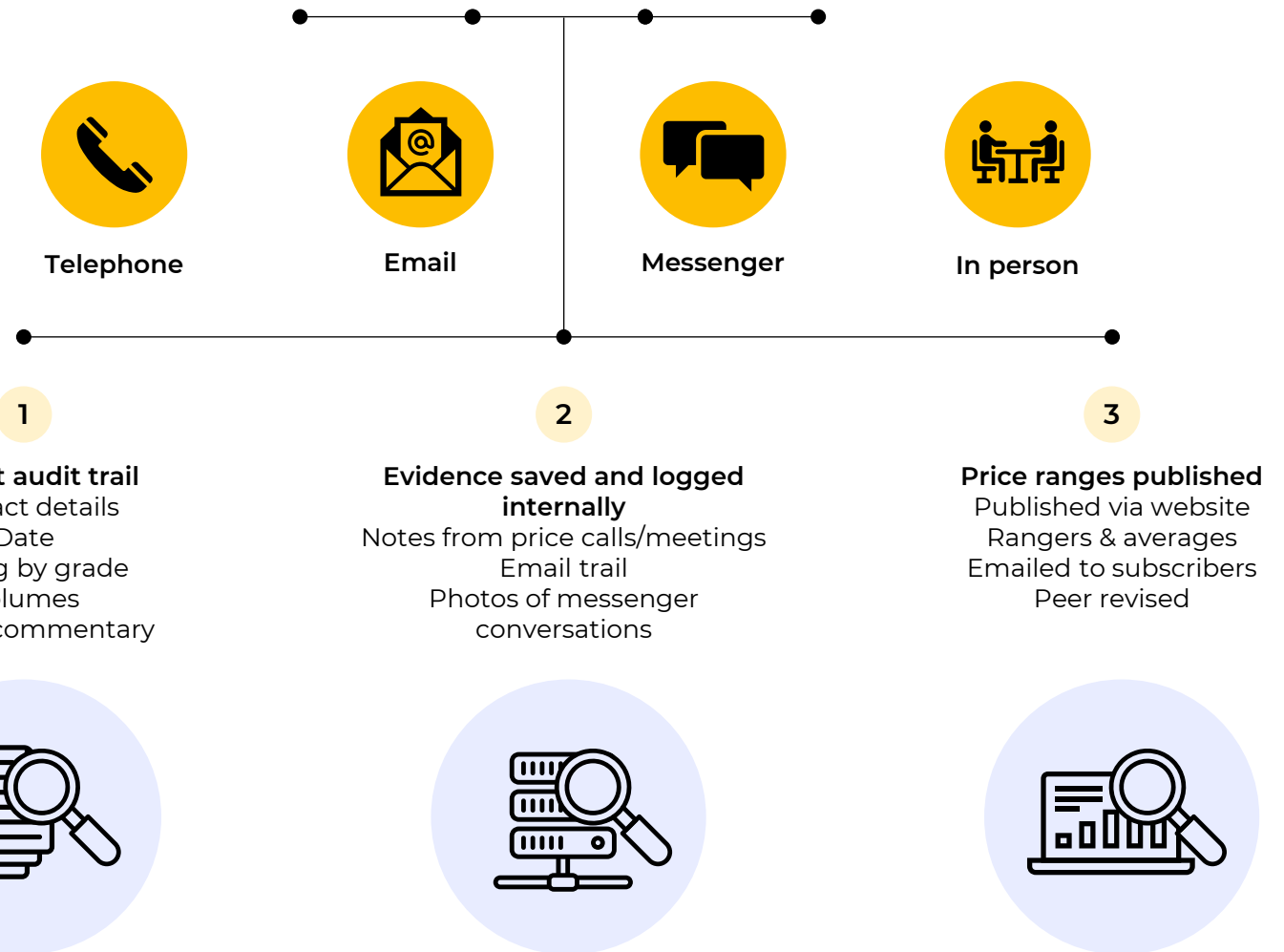
This code of conduct is enforced through annual appraisals by the Head of Prices where adherence to these principles is reviewed. All price analysts are also required to attend annual training sessions where the terms of the employee code of conduct are outlined in detail.

Benchmark Minerals also provides an employee handbook which outlines all company policies in relation to antitrust, conflicts of interest, anti-corruption and bribery.

Data and supporting information is stored on a secure cloud-based platform to ensure the information can only be accessed and edited by authorised Benchmark Minerals employees.

We treat the confidentiality of all our contacts and data with the utmost seriousness and information exchange is subject to ethical walls within the company in addition to complete confidentiality outside of the company. To allow for open and transparent price discussions, Benchmark Minerals does not publicly disclose the sources of its price data.

Benchmark Minerals analysts are required to log all price interactions, including supplementary market commentary in our internal audit system which details:



5. Compliance & Security

- Point/date of contact
- Company details
- Method of communication
- Pricing by grade
- Volume information
- Market commentary

All relevant data and information is stored on Benchmark Minerals internal systems for a period of 10 years following the date of publishing.

IOSCO

Benchmark Minerals implements an accountable audit trail for its price collection and has created a robust price collection process, designed specifically for the natural graphite market.

To assist in the introduction of financial derivatives into the natural graphite industry, Benchmark Minerals adheres to an IOSCO compliant methodology, with strict governance to protect the reliability and accuracy of Benchmark Minerals natural graphite pricing.

Benchmark Minerals also implements a strict employee code of conduct to prevent conflicts of interest and a

comprehensive complaints process to address any external queries or questioning of Benchmark Minerals prices.

EU Benchmark Regulation

Benchmark Minerals will seek registration as a benchmark administrator under the EU Benchmark Regulation as its prices are adopted in financial derivatives.

6. Corrections

Benchmark Minerals is committed to providing accurate and reliable pricing information and as such any corrections to previously published data are reviewed internally and communicated to the market at the earliest opportunity.

Only data that was available when the price/index was published is used for subsequent corrections.

If a correction is identified, then the price assessment team conduct an internal verification process to ensure

the accuracy of the correction before notifying the market.

Notification of corrections is sent directly to users/licensors via email, updated on the following issues and also updated on the Benchmark Minerals online price database.

7. Complaints and Enquiries

Benchmark Minerals strives to provide the highest standards for any request for information or complaint in order to give the market full confidence in its price assessments.

Any complaints should be forwarded to our dedicated complaints mailbox at:

complaints@benchmarkminerals.com

All complaints are acknowledged within 3 working days. For any other queries, contact details for price assessment analysts are provided on the front page of the Price Assessment reports and we encourage open and transparent dialogue to retain the highest levels of confidence in our prices.

If for any reason a client is unsatisfied with the response received in relation to their enquiry/complaint, this can be escalated to the Benchmark Minerals management team by contacting:

complaints@benchmarkminerals.com

Complaints handling principles:

- Complaints can come from data providers, subscribers, as well as industry participants.
- Complaints can cover specific prices, how the data was compiled, proposed changes to methodology and other editorial decisions taken by BMI.
- BMI has set a timetable and will handle all complaints

in a timely and fair manner.

- The inquiry is conducted independently of any personnel who may be subject of the complaint.
- BMI will advise the complainant of the outcome in writing in a reasonable period.
- There is recourse to an independent 3rd party appointed by BMI if a complainant is dissatisfied with the outcome and seeks further recourse.
- All material concerning the complaint and its review are kept by BMI for five years.

8. Revision History

Benchmark Minerals is committed to consistency in data collection and reporting methodology. Benchmark Minerals regularly reviews its policies and procedures, at least annually, to affirm the appropriateness of its methodologies.

Benchmark Minerals has continual and regular dialogue within the industry which allows it to gather feedback, adjust and refine its policies that ensure:

- Appropriateness of data assessments
- Provide amendments and or removal of pricing conditions
- Initiate new price assessments to meet market needs

February 2020: 2 new DDP graphite prices added: -100 and +100 mesh, 94-95% C

October 2020: Added detail on new upgraded graphite index, now including all Benchmark graphite prices

September 2021: Updated to outline Methodology Public Consultation and include other minor changes

February 2022: Updated to include job title changes and to add all assessments to company structure chart

May 2022: Updated price assessment process to include Senior Analyst final price review authority

July 2022: Updated to better detail the price assessment process

September 2022: Benchmark Events updated to reflect current company activities

January 2024: Updated to include a new CIF NA graphite price: -100 mesh, 94-95% C purity

November 2024: Updated to include provision for modifications to publishing schedule

July 2025: Updated to reflect change of FX rate provider and publication currencies

Late July 2025: Updated to include new FOB East Africa graphite prices: +80 mesh, 94-95% C purity and -100 mesh, 94-95% C purity



Contact us:

For more information please contact:

Prices & Data Division

prices@benchmarkminerals.com

For complaints or compliance related questions,
please contact:

Risk and Compliance Officer

complaints@benchmarkminerals.com

benchmarkminerals.com

