



Accessory at end of pole



Double accessory at end of pole



Simple arm at end of pole



Double arm at end of pole

ALF3

Accessory for luminaire fastening at end of pole.

FASTENING SYSTEMS

Installation	For ends on conical tapering or cylindrical poles Ø60 mm / Ø48 mm
Notes	5°, 10° or 15° angle for arms to luminaire pole.

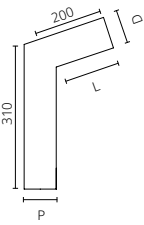
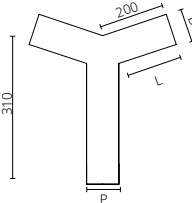



MATERIALS

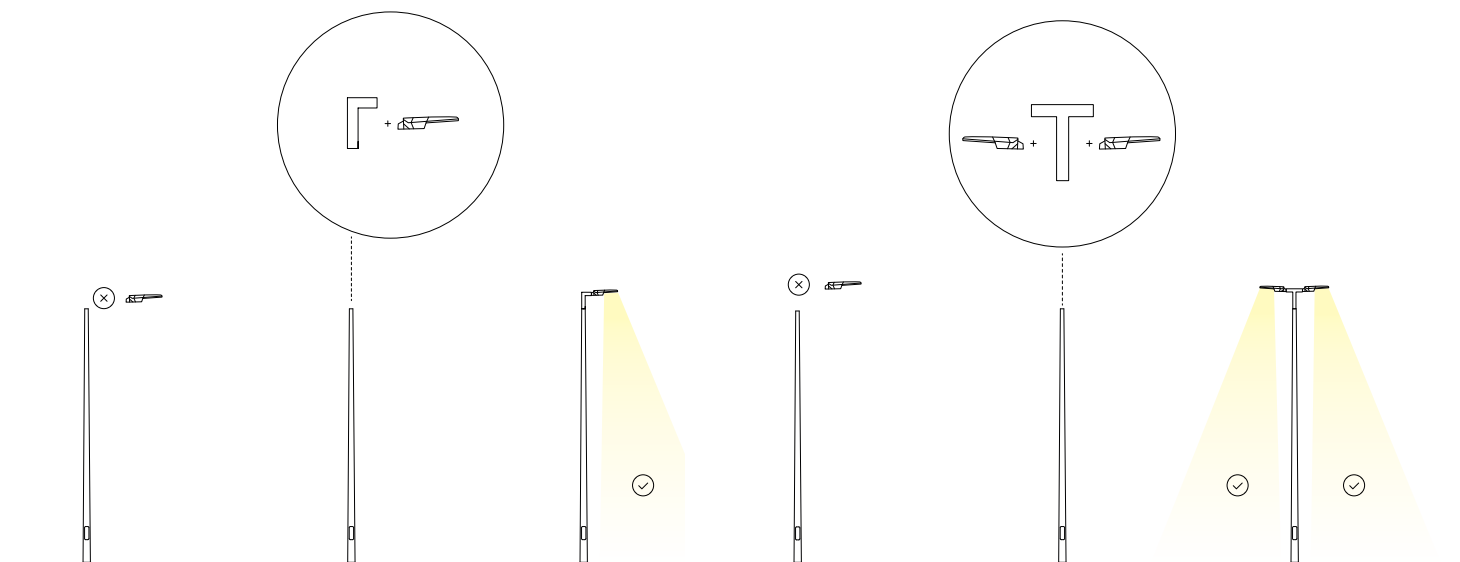
Arm	Steel structural tube.
Fastening plate	Galvanised steel sheet.

FINISHES

Arm	Hot dip galvanised and painted according to model. Simon Colours RAL chart colours
-----	--

BASE REFERENCES (Units in mm)

Model	Fastening	Arm length (L)	D	P	Finish	Offer codes	Order code
Accessory at end of conical tapering or cylindrical pole for two luminaires 	Lateral at 15°	200	Ø48	Ø48	GV	ALF3C_200_L15_1D48_P48_PCF___GV___	50-33334
	Lateral at 15°	200	Ø48	Ø60	GV	ALF3C_200_L15_1D48_P60_PCF___GV___	50-33335
	Lateral at 10°	129	Ø60	Ø60	GY9007	ALF3C_129_L10_1D60_P60_PCF___GY9007	5-533361
	Lateral at 10°	129	Ø60	Ø60	GY9006	ALF3C_129_L10_1D60_P60_PCF___GY9006	5-533360
	Lateral at 10°	129	Ø60	Ø60	DGCLAS	ALF3C_129_L10_1D60_P60_PCF___DGCLAS	5-533364
	Lateral at 10°	129	Ø60	Ø60	GYDECO	ALF3C_129_L10_1D60_P60_PCF___GYDECO	5-533366
	Lateral at 10°	129	Ø60	Ø60	GYTECH	ALF3C_129_L10_1D60_P60_PCF___GYTECH	5-533365
	Lateral at 5°	129	Ø60	Ø60	GY9007	ALF3C_129_L05_1D60_P60_PCF___GY9007	5-533362
	Lateral at 5°	129	Ø60	Ø60	GY9006	ALF3C_129_L05_1D60_P60_PCF___GY9006	5-533367
	Lateral at 5°	129	Ø60	Ø60	DGCLAS	ALF3C_129_L05_1D60_P60_PCF___DGCLAS	5-533368
	Lateral at 5°	129	Ø60	Ø60	GYDECO	ALF3C_129_L05_1D60_P60_PCF___GYDECO	5-533370
	Lateral at 5°	129	Ø60	Ø60	GYTECH	ALF3C_129_L05_1D60_P60_PCF___GYTECH	5-533369
Double accessory at end of conical tapering or cylindrical pole for two luminaires 	Lateral at 10°	129	Ø60	Ø60	GY9007	ALF3C_129_L10_2D60_P60_PCF___GY9007	5-533363
	Lateral at 10°	129	Ø60	Ø60	GY9006	ALF3C_129_L10_2D60_P60_PCF___GY9006	5-533371
	Lateral at 10°	129	Ø60	Ø60	DGCLAS	ALF3C_129_L10_2D60_P60_PCF___DGCLAS	5-533372
	Lateral at 10°	129	Ø60	Ø60	GYDECO	ALF3C_129_L10_2D60_P60_PCF___GYDECO	5-533374
	Lateral at 10°	129	Ø60	Ø60	GYTECH	ALF3C_129_L10_2D60_P60_PCF___GYTECH	5-533373
Simple arm at end of conical tapering or cylindrical pole for one spotlight 	Lateral at 0°	41	PR	Ø60	GV	ALF3C_41_L00_1PR_P60_PCF___GV___	5-531830
	Lateral at 0°	41	PR	Ø60	GYTECH	ALF3C_41_L00_1PR_P60_PCF___GYTECH	5-531830-012
Simple arm at end of conical tapering or cylindrical pole for one spotlight 	Lateral at 0°	129	PR	Ø60	GV	ALF3C_129_L00_1PR_P60_PCF___GV___	5-531838
	Lateral at 0°	129	PR	Ø60	GYTECH	ALF3C_129_L00_1PR_P60_PCF___GYTECH	5-531838-012
Double arm at end of conical tapering or cylindrical pole for two spotlights 	Lateral at 0°	129	PR	Ø60	GV	ALF3C_129_L00_2PR_P60_PCF___GV___	5-531839
	Lateral at 0°	129	PR	Ø60	GYTECH	ALF3C_129_L00_2PR_P60_PCF___GYTECH	5-531839-012

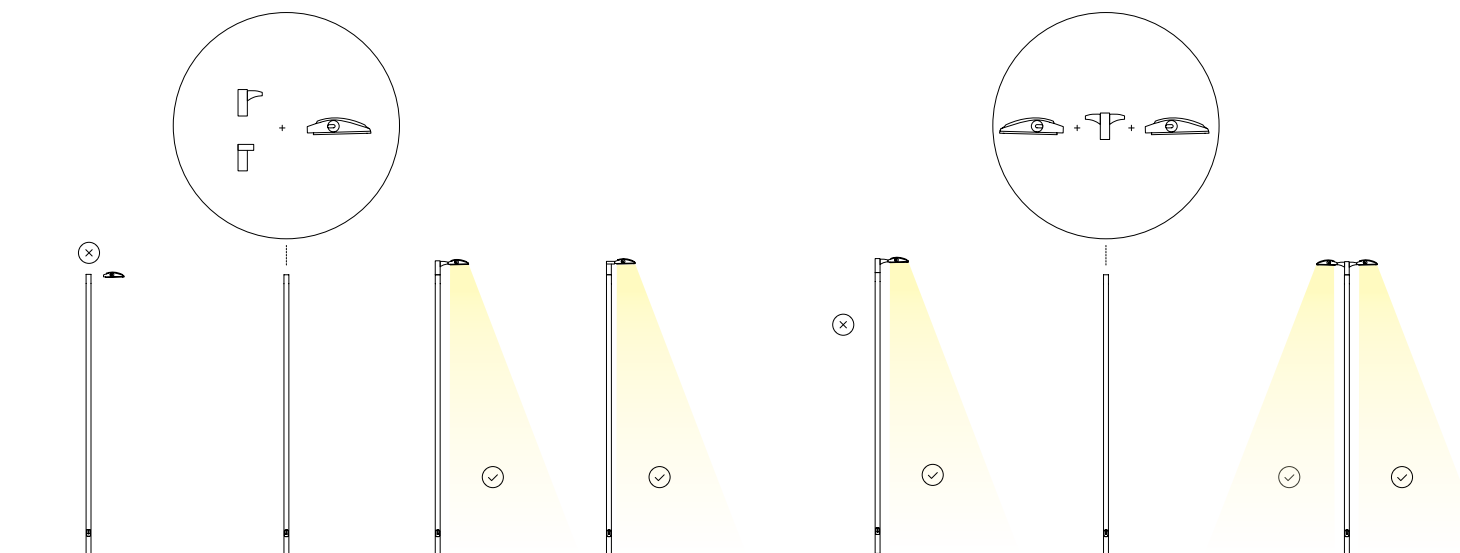


Example of application of the ALF3 accessory at end of pole.

The ALF3 accessory at the end of the pole makes it possible to mount a lateral-mount luminaire without the possibility of post-top mounting on poles already installed, without the need for complicated and costly interventions.

Example of application of the ALF3 double accessory at end of pole.

The ALF3 accessory at the end of the pole makes it possible to mount a luminaire on poles that are already installed, reinforcing the existing lighting without the need for complicated and costly interventions.



Example of application of the ALF3 single arm at end of pole for spotlight.

The ALF3 single arm at the end of the pole makes it possible to mount a spotlight on poles that are already installed without the need for complicated and costly interventions.

Example of application of the ALF3 double arm at end of pole for spotlights.

The ALF3 double arm at the end of the pole for spotlights makes it possible to mount two spotlights on poles that are already installed without the need for complicated and costly interventions.