Simon|100

KEEP
FEELING

simon

WELCOME.

We would like to introduce you to:

# Simon|100

The conventional switch
that can become a smart switch.

reddot award 2017
winner

A CONVENTIONAL SWITCH,
**BUT BETTER.**

*The first switch with a push mechanism, designed to be used with your eyes closed.*

# SIMON 100

## Innovations in Our Mechanisms

page 20

## Usability

page 6

The most intuitive series
on the market.

## New Features

page 28

Dimmer switches.
USB Chargers.

## Design and Kits

page 12

Form and functionality:
the perfect combination.

## Simon iO

page 33

The door to
the Simon iO universe.
The beginning of
everything.

*Usability.*

# *An intuitive way to interact.*

Simon 100 is designed to make it easy for people to interact with it.
So, it's the most intuitive, simple and comfortable system to use.

The first interface designed
to be used with your hand.



Thanks to their push activation, the rockers
always remain in the same position.

The matrix arrangement
of the rockers is more intuitive and easier to remember.

Perfect geometry.
The rockers stay aligned with each other and with the frame.

# *Play with light. Everything is possible.*

The dimmer switch lets you customize the light according to the time of day and your needs, for enhanced visual comfort and energy savings.

USABILITY
Same usability in every dimmer.

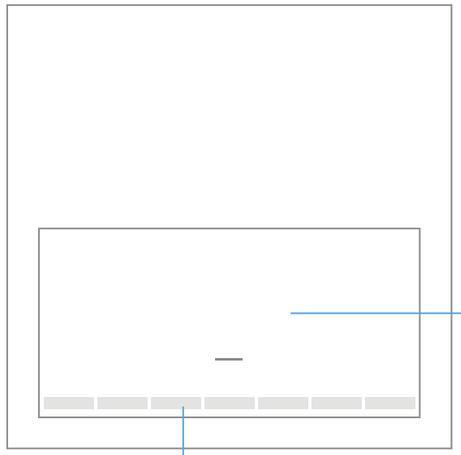

TOUCH SURFACE
Touch surface that allows you to adjust the desired light level by gently sliding your finger.

COMPATIBILITY
Universal for all luminaire types

TRAILING & LEADING PHASE CUT **DALI**

PWM LED STRIPS **1-10V**

INVISIBLE TECHNOLOGY
The light indicator shows the dimming level before you turn on the light and while it's on.



# *Control natural light as you please.*

The push mechanism for controlling blinds, awnings and curtains maintains the same compact format as the rest of the series with two interaction areas on the same rocker.

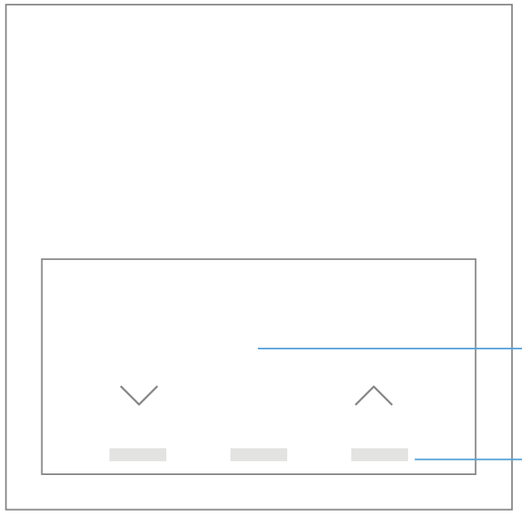

Scheduled self-calibration to raise and lower the blinds.

LED light indicators give you feedback during operation and installation.

Push detection in two different large areas. With just a push you can raise and lower blinds without changing devices.

# *Form and functionality: the perfect combination.*

Stylish designs, distinctive colours and discreet but
perfect finishes make you appreciate the beauty of simplicity again.

*4 finishes*

*Two colours: black and white.*
*Two textures: matt and gloss.*

Gloss.

Matt.

The matt finish improves touch perception, increasing the interface's usability even more, especially for dimmer switches.



# *Designs.*

A design created with a single objective in mind: to make its functionality so intuitive that you can operate it with your eyes closed.

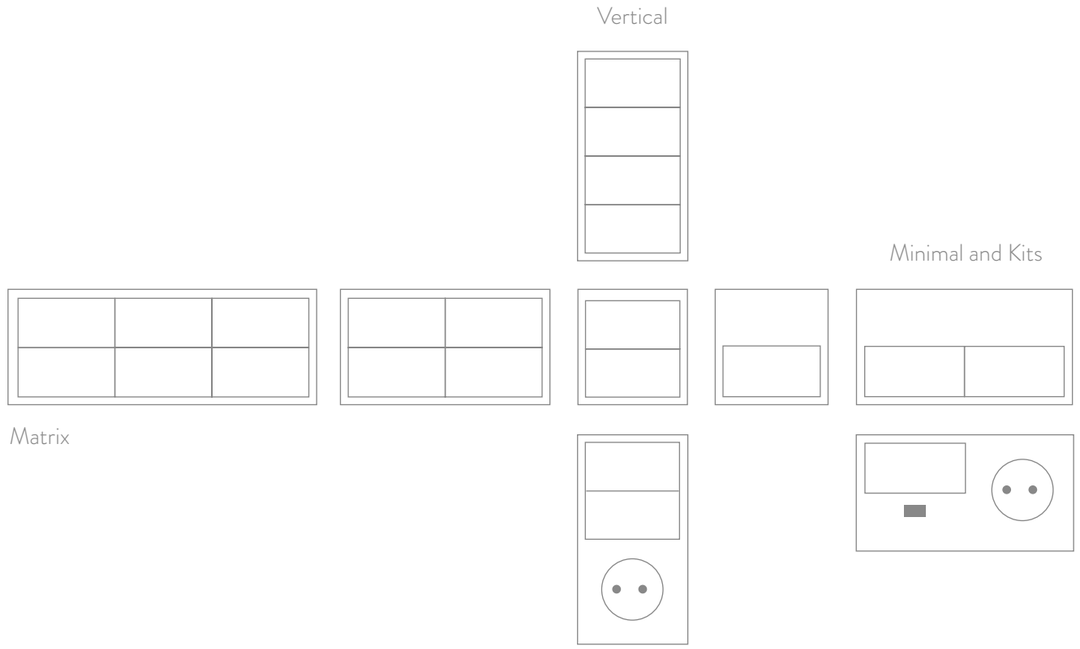

# *Kits: Combinations that take on a new meaning.*

Simon 100 was created to make your life easier. That's why it comes in convenient kits with various functions to meet your every need.

## *Solutions designed for every room.*

BEDROOM KIT

Socket outlet + dimmer switch + USB charger

TV KIT

Socket outlet + HDMI + USB + TV + RJ45

# *Pure innovation.*

Simon 100 came after years of research to create a safer, more convenient installation through the innovation of our mechanisms.

INNOVATION

Mechanism innovation

# *Establishing a new philosophy.*

Simon 100 sought to revolutionise the world of switches, and takes a new, more logical approach. This search led to a device formulated to maximise usability and simplify installation.

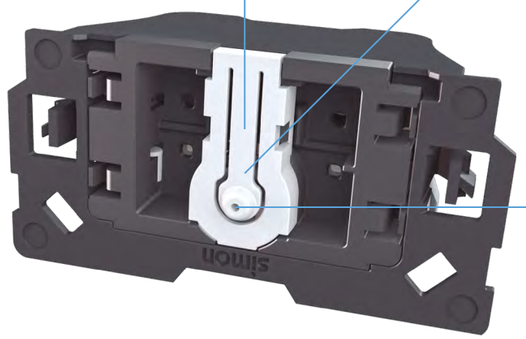


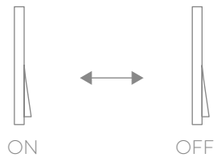


The rockers will always remain in the same position.

## *How does the push technology work?*

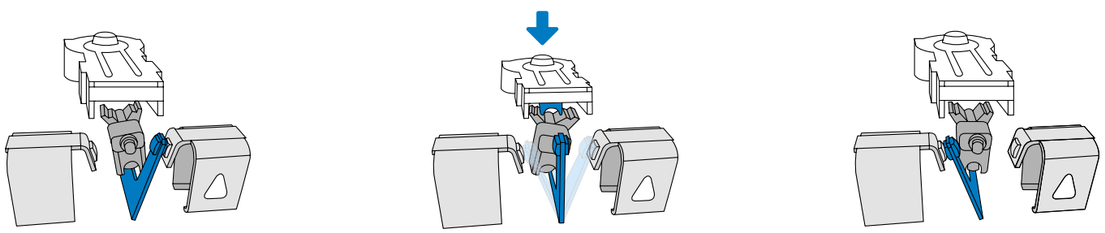

1. OFF position.

2.

3. ON position.



# *Terminal connection that's fast and safe.*

The mechanisms use a 1-click terminal system, a revolution in terms of security, ease of installation and speed.

## *How does it work? 1 click, no wire stripping required.*



Without stripping the wire, insert it into the terminal and press the lever until you hear a click. And that's it.

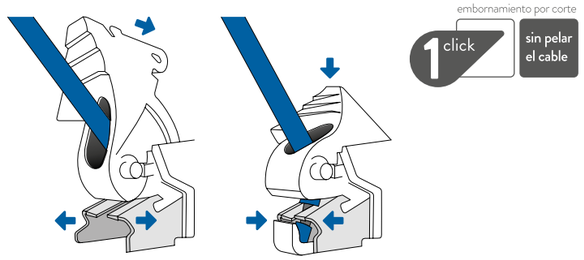


The contact is shaped like a blade. When you insert the wire and press the lever, the blades cut through the wire insulation until they come into contact with the live wire inside. It is that easy: no wire stripping, endless benefits.

50% less installation time

Installation takes less than half the time because you don't need to strip the wire.

The live wire remains inside the mechanism, so there's no risk of stray wires causing electrical problems.

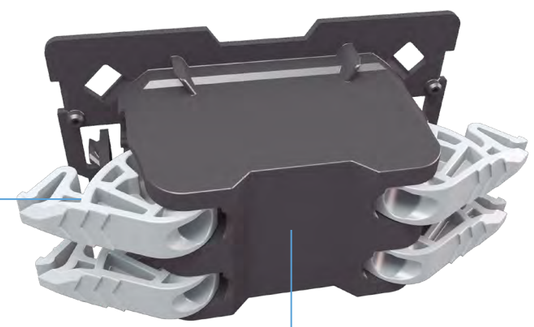

No tools needed.

Mechanism innovation

# *The socket ensures safety.*

The 100 range socket outlet is safer, more convenient and quicker to install than ever, thanks to its 1-click terminal connection technology with no wire stripping required.

*The first socket outlet on the market with no wire stripping required.*

The terminal is conveniently installed from one side and allows the wires to be installed one by one or three at a time.

50% less installation time

embornamiento por corte
1 click
sin pelar el cable




It is much safer to separate input and output wires in different holes.

The levers, which are large and easy to press, adapt to your finger.

The bridging or cutting happens on the other side. This enables better distribution of the wiring and makes it easier to install the socket in the box.



# *Making better use of space.*

By rethinking every element of its installation, the new socket outlet design takes advantage of spaces and adapts to them automatically.

The advanced positioning system of the terminals improves distribution of the wiring inside the box.

When the socket outlet is pressed against the frame-holder, the mechanism positions itself correctly.

Plus, the new screw-less cover is more attractive, and allows for faster, easier assembly.

Mechanism innovation

# *Perfect alignment.*

A single frame-holder supports all the elements to ensure perfect alignment.

Because of the common difficulty of aligning the mechanisms, Simon 100 launches the first unified frame-holder that holds 1, 2, 3 or 4 modules.




It allows both horizontal and vertical assembly.

Since it's a single structure it provides rigidity and saves time by being conveniently adjustable.

Plus, thanks to the fact that it supports all of the elements, it always looks perfect, with in-line rockers and uncomplicated assembly, even in irregular environments.

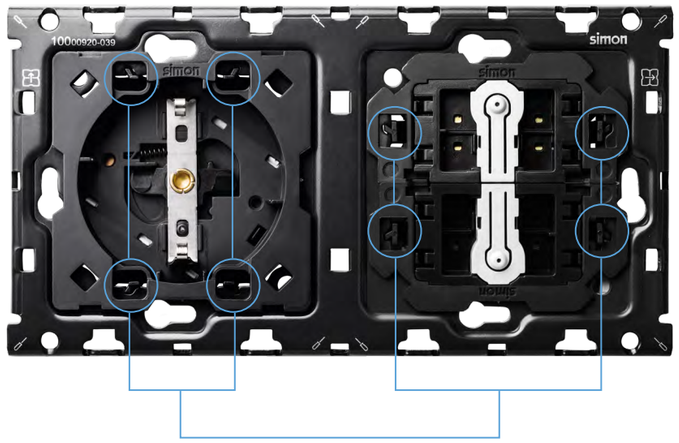


The non-return front clips can be unclipped one by one for easy removal.



INNOVATION

# *New functions.*

## *Dimmer switches.*

*With the dimmer switch, you can control lighting in any room, from anywhere.*

Plus, it allows you to create several environments in one room, letting you live different experiences in a single place.

### *Benefits of light dimming.*

### *Visual comfort.*

Lighting needs aren't the same morning, afternoon and night. Lights don't always need to be at 100%.

### *Energy savings*

Dim lights according to the level of natural light in the room. Using smart lighting reduces energy consumption.



### *The great compatibility of the dimmer switch range.*

1. The same usability in all dimmer switches.
2. Universal for these technologies: Phase cut, DALI, 1-10 V and PWM.
3. Easy to install without extra elements.

And, with the Simon iO-connected version, you can control lighting from your phone.

### *Compatible with any luminaire type.*

| | *Compatible dimmer switches* | *Compatible rockers** |
|---|---|---|
| Light bulb | 2/3-wire phase cut | Dimmer switch rocker |
| LED Strip | For LED strip | |
| Downlight | 1-10 V** | Dimmer switch rocker iO Simon |
| Modular luminaire | DALI** | |

** Finishes in White (Gloss or Matt) and Black (Gloss or Matt)*
*** Depending on luminaire driver*



NEW FUNCTIONS

# *USB Chargers.*

- Simple installation, like a socket outlet.
- Easy to use: connect and charge.
- **Smart Charge** Technology

## *Charger types.*

Socket outlet
with USB charger
**Smart Charge**

USB Charger
**Smart Charge**

Double USB charger

**Smart Charge** is a smart chip that makes the charger compatible with any type of device. This way, the charging process is safer, faster and more efficient.



NEW FUNCTIONS

# *The entrance to the universe.*

Simon iO

## *The beginning of everything.*

Simon 100 is the first collection to integrate the Simon iO system and the first to enter the IoT universe. This lets you create connected spaces. Connect all of your home's smart devices to create a world of unique experiences without modifying your installation.

A world that's compatible with voice assistants using your **Google Assistant** and **Amazon Alexa**, which has connected thousands of homes.

Simon iO

*A conventional switch capable of turning your house into a smart home.*

Imagine it, try it...and most of all, feel it. With Simon iO, you can turn your house into a smart home, **without requiring changes to the conventional installation, special wiring, complex programming or a new electrical box.**

*Welcome*

Have your house welcome you with all the blinds open and the lights on at the desired level, with just one rocker.

*Everything off*

Forget about spending 5 minutes making sure everything is closed. With a single rocker, you can lower all the blinds and turn off all the lights and heating at once.

*Good morning*

Lights and blinds that wake you up your way. So waking up every day can only be a pleasure.

*Sweet dreams*

ZZZzzzZZZzzz... You're feeling sleepy. Pressing just one rocker gets the lights, blinds and heating ready to spend the night however you like.

*Cinema*

Dim the lights and lower the blinds, the film is about to start. Quick, just press a simple rocker.





*Presence simulation*

Prevent break-ins by making burglars think you're at home.

*Central blinds control*

Simon iO lets you control all the blinds in your home with a single rocker.

*Remote control*

The garage door, a blind, the entryway light... controlled from wherever you want, whenever you want.

*Control your consumption*

Wake up all your devices from standby by pressing a single button. Control your consumption.

*Hello home!*

Simon iO lets you control all your devices with voice commands, because it's compatible with your **Google Assistant** and **Amazon Alexa**.

# Simon iO: Everything you need to dive in.

## How does Simon iO work?

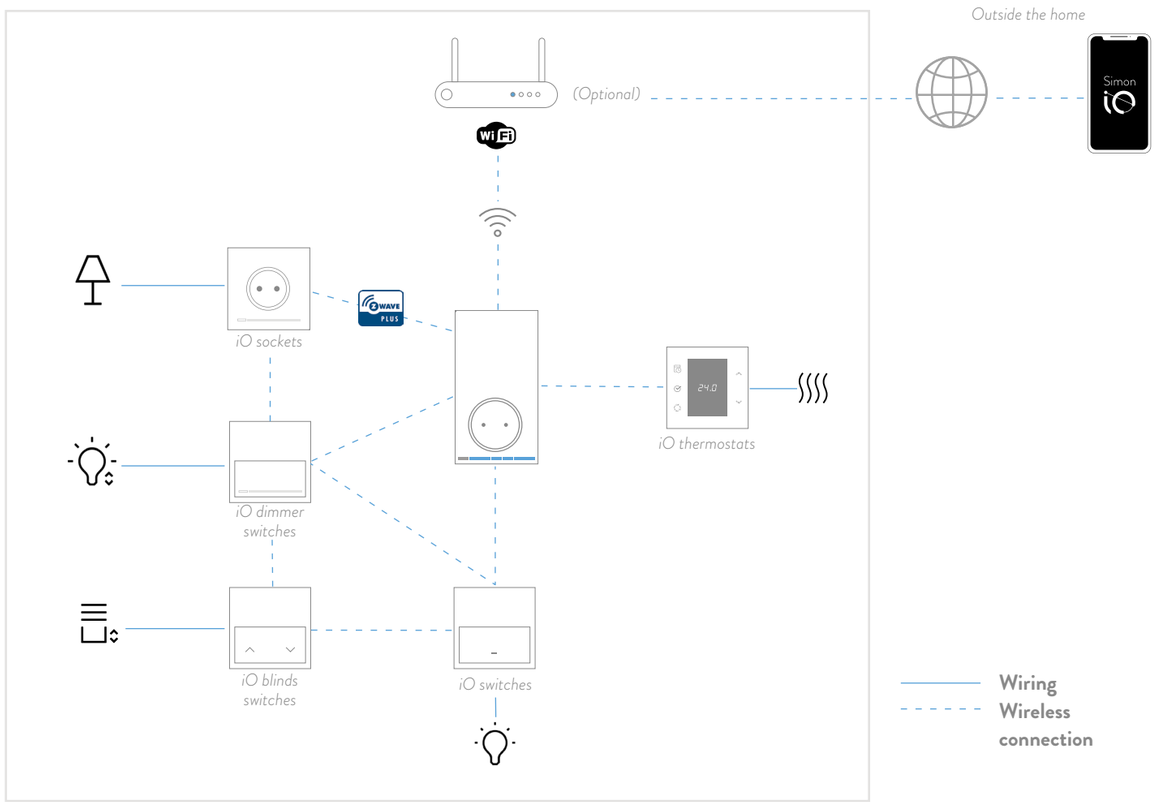


## And if you don't have Wi-Fi at home?

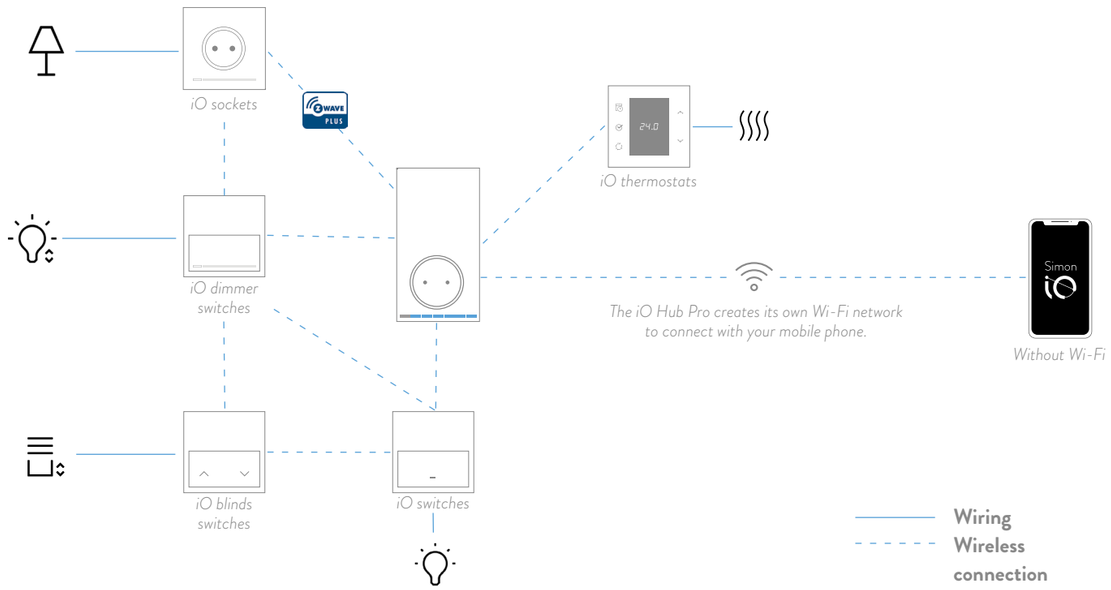






NOWIS O!






Simon iO

# 1. Hub Pro iO, the brain behind your iO installation.

**Our first Hub, the Hub iO, has evolved into the Hub Pro iO.** It stores all the information about your installation, devices, experience configurations and programming; and has a series of functions that weren't available before.

## *New Hub. New functionality:*

### *Compatible with voice assistants:*

The **Hub Pro iO** is compatible with voice assistants from **Google Assistant** and **Amazon Alexa.**

### *Increased power and security:*

This lets you store all your home's information in the Hub Pro iO itself, so your data is more secure.

### *Compatibility:*

Ready to use with any version of iOS or Android, and with future updates.

### *Multiple users:*

Now you can give your partner or family access to your iO installation.

### *Multiple homes:*

Control your house, office or second home from your mobile phone with the Simon iO App.

### *Multiple devices:*

Control your installation from more than one device at the same time (mobile phones, tablets...).

### *Notifications:*

With Hub Pro iO, you can receive notifications to help you day-to-day. The system can let you know what's happening in your home.

Simon iO

# 2. New Simon iO App.

*Activate your experiences and control your iO mechanisms from inside or outside your home.*

Simon iO

Available from:

Consíguelo en el App Store

DISPONIBLE EN Google Play



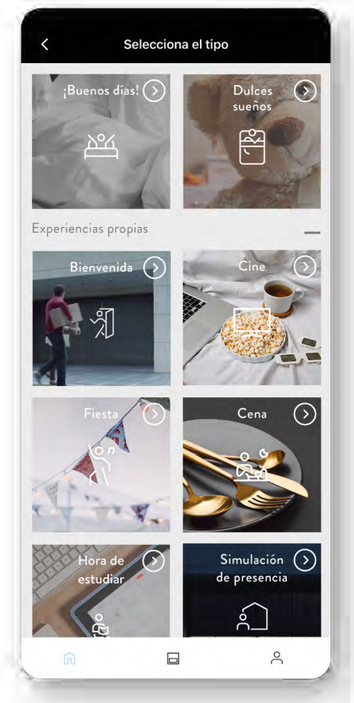


## *1. Configuring devices and experiences.*

The Simon iO App lets you easily and intuitively configure the whole new iO universe: from iO mechanisms to desired experiences. Experiences that you can change as many times as you want, because the process is truly simple.

## *2. Remote control.*

Controlling lights, blinds and temperature from inside and outside the home, receiving notifications and programming schedules are all possible from the Simon iO app. Increase the functionality of your iO mechanisms, with the ability to configure soft light turn-on, dimming levels, beacon lights, delayed off and power control. In short, a world of possibilities that's now within arm's reach.

# *More functionality.*

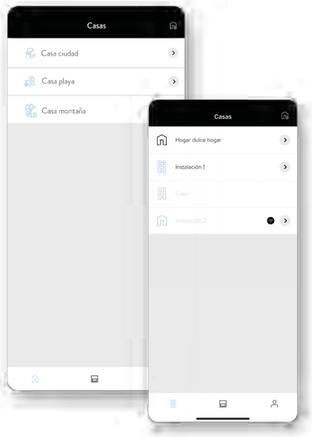


*Multiple homes.*

Add more than one iO house to your Simon iO app and use the app to control, for example, your holiday home or parents' home.

*Multiple devices.*

Now you can log in from more than one device. If you don't have your mobile phone nearby, don't worry: use your tablet.

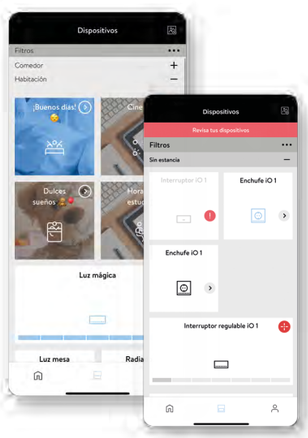




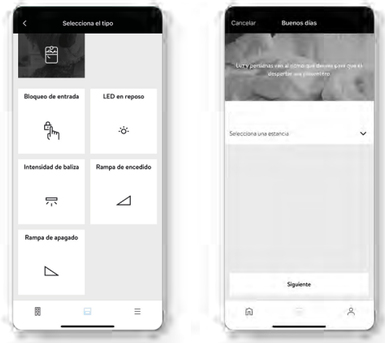


*Global configurations.*

Use them to create on and off ramps and easily turn on beacons, among other functions, in a group of iO mechanisms.

*Multiple users.*

Share your home's control with whoever you want. For all the configured designs and iO mechanisms.

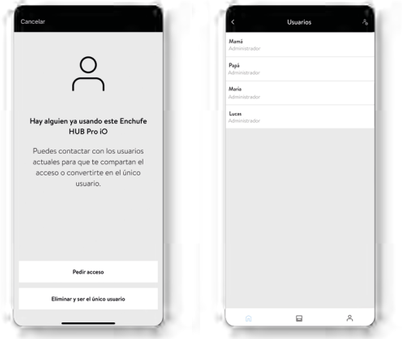

*Notifications.*

Let us tell you if the connection to your home has been lost, if a device has low battery, or any other type of information related to user management.




SIMON iO

Simon iO

# 3. iO mechanisms, start creating.

Hub Pro iO

Simon iO App

We use our brains and the Simon iO app to configure this new universe, now all that's left to do is set up the smart mechanisms and start to create.

Simon iO mechanisms are connected and wired directly into the power source, allowing total control of your home.

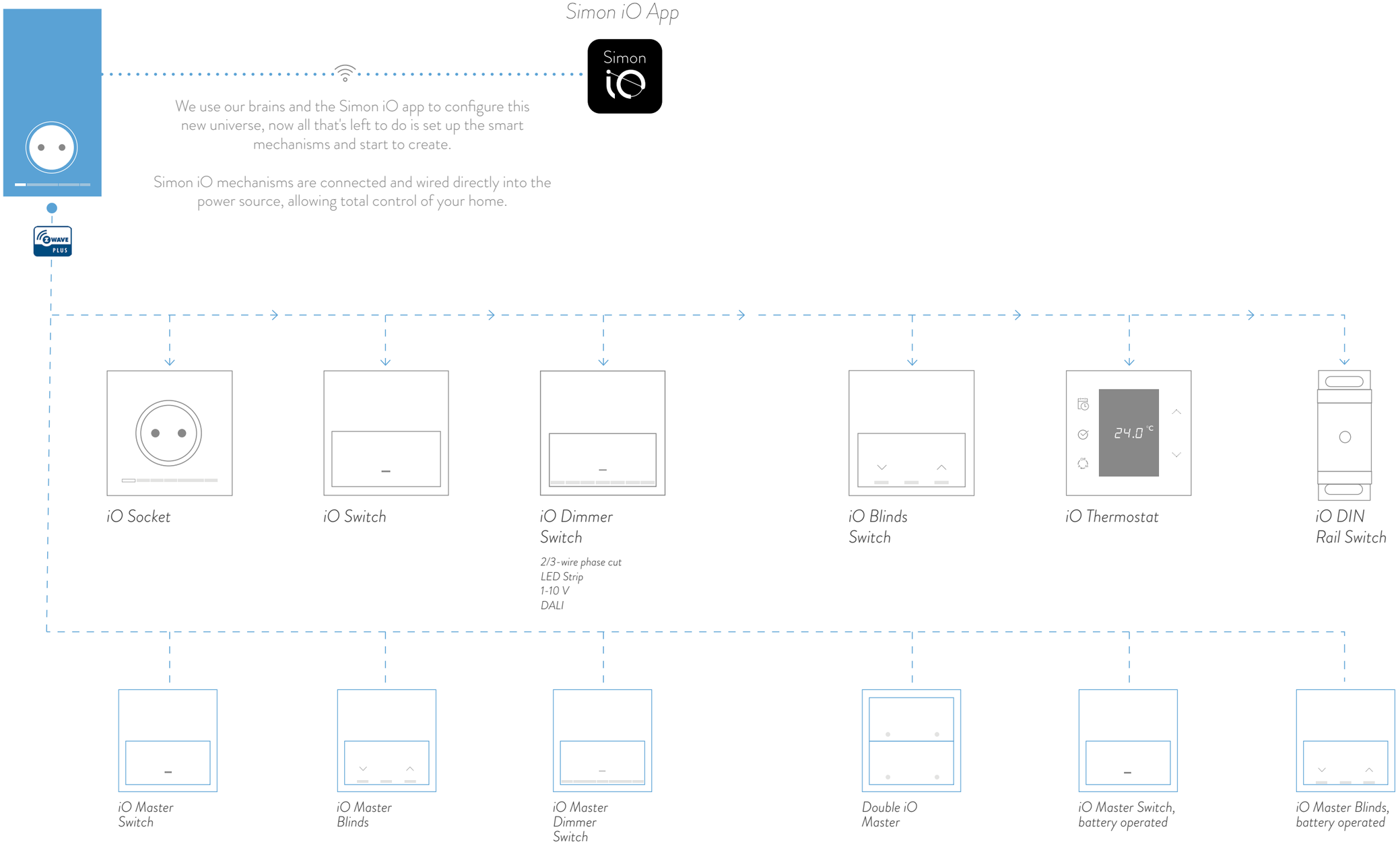


iO Socket

iO Switch

iO Dimmer Switch

2/3-wire phase cut
LED Strip
1-10 V
DALI

iO Blinds Switch

iO Thermostat

iO DIN Rail Switch

iO Master Switch

iO Master Blinds

iO Master Dimmer Switch

Double iO Master

iO Master Switch, battery operated

iO Master Blinds, battery operated

# *iO mechanisms.*

## *iO Dimmer Switch*

Using the Simon iO app, you can control on and off ramps to improve visual comfort, schedule turn-on times, delay turn off and create custom experiences.

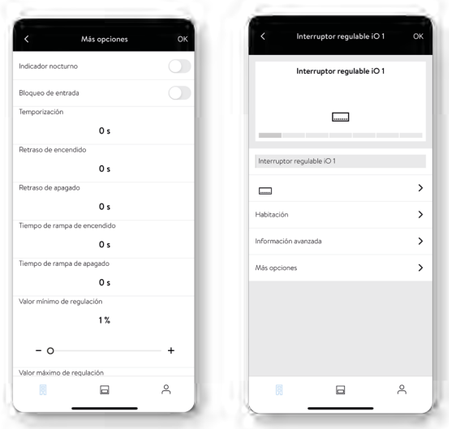

## *iO Blinds Switch*

This mechanism, which is essential for home comfort, lets you control motorized blinds, awnings and curtains.
And calibrate their raising and lowering times.

You can automate the control of all the blinds in your home with a Master Blinds Switch or control them individually if you prefer.

Using the Simon iO app, you can modify various features like raising and lowering times and centralization, and design and control experiences.

## *iO switch*

This mechanism lets you control anything, including motors and lights... whatever you want.

Using the Simon iO app, you can schedule turn-on times to avoid unnecessary light use, or delay turning on and off.

## *iO socket*

This connected socket lets you control the power use of all the devices connected to the socket outlet, whether it's a free-standing or table lamp, a TV, a gaming console, etc.

Using the Simon iO app, you can schedule turn-on times, limit consumption and control the beacon light level.

## *Thermostat*

Your home's temperature has never been so under control. With this smart mechanism, you can control your heating system (water heater or underfloor heating system), whether it's central or localized. And you can do it from inside or outside your home.

There are two versions and 3 operating modes.

Versions

- Thermostat for water heater or water-based underfloor heating.
- Thermostat for electrical underfloor heating (includes temperature detector for floor).

3 operating modes

1. Manual.
2. Automatic.
3. Holidays.

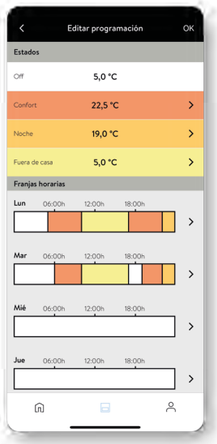

## *Everything off switch for iO lighting (DIN rail)*

Make your house an intelligent home, even with non-iO mechanisms.

This switch, which is installed in the electrical box, lets you turn off all the lights, even if they're not iO mechanisms, turn off devices connected to an outlet circuit and eliminate device standby.

It's easy to control. You can do it from the iO Simon app, from a Master switch, or include it in one of your experiences.

**It's designed for mechanical mechanisms, so avoid connecting iO mechanisms (including the Hub Pro iO)**. It has auxiliary input for activation with a mechanical push-button switch.

# 4. Master Switches: Your wish is their command.

### *There are 3 types of iO Master Switches:*



iO Master Switch

iO Master
Dimmer Switch



iO Master
Blinds Switch

Start creating. These mechanisms let you activate your experiences with the simple touch of a rocker, and/or can be associated to a device to easily switch it on or off. This way, you can, for example, dim lights or control blinds from various points.

### *Complementary iO Master Switches:*

### *Double iO Master Switch:*

It's possible to activate two experiences from a single rocker with this new iO mechanism.
And you can control up to 4 experiences from a single recessed box.
Imagine how the possibilities multiply. Available for iO switches.



### *iO Master Switch, battery operated:*

Available for iO Switch and iO Blinds Switch.
With battery-operated iO Master Switches, you can add additional mechanisms without needing to change the installation or perform construction work.

**For renovations:** no electrical installation is required to extend my installation or create new experiences.

**Flexibility:** you can adapt and extend your installation without any type of wiring.

**On any surface:** ready to install on any surface, including the most elaborate (wood, glass...).



## *iO Master Switch*

Once configured, iO Master devices will send wireless commands to the rest of the iO mechanisms, so they activate the experiences you've configured. All by pressing a single rocker.

And, since it's a flexible system, you can change the configured experiences whenever you want from the Simon iO App.

Plus, you can also use them as an additional control point and turn the power on or off from two mechanisms (iO 2-way switch).

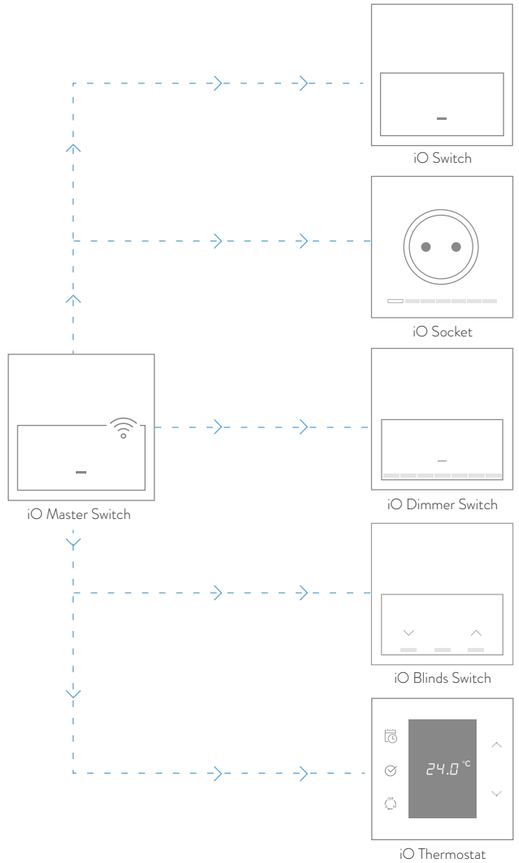

Simon

# *iO Master Blinds Switch.*

Make all the blinds go up or down at once, by pressing the Master Blinds Switch Rocker. This intelligent switch lets you centralize all the blinds or awnings that you want.

## *1. Central blinds control*

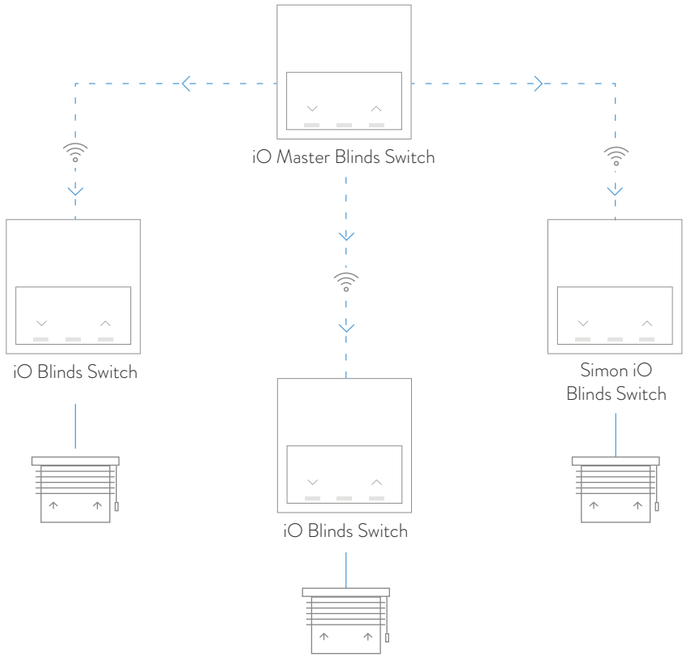


## *2. Switching blinds.*

It also lets you control a single blind from more than one location.
For example, from both sides of the bed.

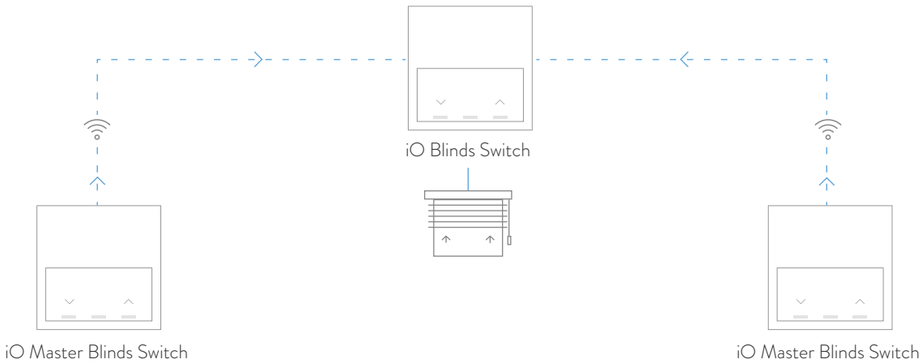






# *iO Master Dimmer Switch.*

Dim the lights in your rooms from more than one location. From different parts of the living room, for example, or from both sides of the bed.

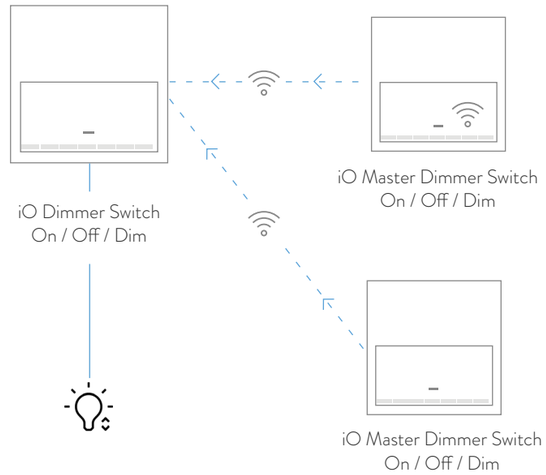

# Functions.

## Image, data and audio.

VGA + mini Jack

HDMI *

HDMI + USB

3 RCA + USB

VGA + RJ45



2 x RJ45

VGA + RJ45

2 x USB

## Socket outlets.

Socket outlet

Socket outlet with USB charger
Smart**Charge**

USB Charger
Smart**Charge**

Dual USB Charger
Smart**Charge**

Double USB charger



Wire outlet



Wire outlet



## International/export socket outlets.

Euro-American
Socket Outlet

French
Socket Outlet

French Socket
Outlet with USB charger
Smart**Charge**

Chinese
Socket Outlet

## Light control, comfort and security.



Switches / 2-way switches
Push-button switches / Crossover

Dimmer switches

**1-10V** **PWM** **DALI** **TRAILING & LEADING**

Presence detector

Hotel card reader



Blinds Switch

Thermostat

Simon iO

# *Lighting control and comfort kits.*

Hub Pro iO

Socket

Switch

Dimmer Switch

1-10V PWM DALI TRAILING & LEADING

Blinds Switch

Master Switch

Dimmer
Master Switch

Master blinds
switch

Master Switch
battery operated

Master Blinds Switch
battery operated

Double iO
Master Switch

Thermostat

1 2-way switch
–
1 crossover

2 2-way switches
–
2 crossovers

2 2-way switches

3 2-way switches

2 2-way switches
vertical



3 2-way switches
vertical

Dimmer Switch



Blinds Switch

Thermostat

# *Socket Outlet Kits.*

1 socket outlet

2 socket outlets

1 socket outlet + dual USB charger

3 socket outlets

4 socket outlets

2 socket outlets + dual USB charger

2 socket outlets
vertical

3 socket outlets
vertical





# *Fast charge kits.*

SmartCharge *

Socket Outlets with
USB Charger

1 socket outlet + dual USB charger

2 socket outlets with USB charger

1 socket outlet with USB charger + 2 2-way switches

2 socket outlets + dual USB charger

2 socket outlets + Dual USB charger + 2 x RJ45

1 2-way switch
+ 1 socket outlet with
USB Charger

2 2-way switches
+ 1 socket outlet with
USB Charger

*Incorporates intelligent chip, 2.1A Max. 5 V DC

# *Light control kits, comfort kits and other kits.*

Dimmer
switch

Blinds Switch

1 socket outlet + 1 dimmer
switch + 1 USB charger
Smart**Charge**

1 socket outlet + 1 dimmer
switch + 1 USB charger
Smart**Charge**

1 socket outlet + 1 2-way switch
+ 1 USB charger
–
1 socket outlet + 1 crossover + 1 USB charger
Smart**Charge**

1 socket outlet + 1 2-way switch
+ 1 USB charger
–
1 socket outlet + 1 crossover + 1 USB charger
Smart**Charge**

1 socket outlet + 1 2-way switch
–
1 socket outlet + 2 2-way switches

1 socket outlet + dual USB Charger
+ 1 blinds + 1 2-way switch/crossover



2 socket outlets + 2 2-way switches

2 2-way switches
+ 2 socket outlets

2 2-way switches
+ 1 socket outlet



# *Data / Image / Audio Kits*



RJ45



2xRJ45

1 socket outlet + TV + RJ45

2 socket outlets + TV + RJ45

1 socket outlet + HDMI + USB + TV + RJ45

1 socket outlet + 2 x HDMI + 2 x USB

2 socket outlets + HDMI + USB + TV/SAT + RJ45

# Kits

FINISH ▶ -230 Matt white (N) | -238 Matt black (N) | -130 White | -138 Black

## 1 ELEMENT

### FRONT

| ARTICLE NO. | | DESCRIPTION |
|---|---|---|
| **10020101** | -130 **-138** -230 **-238** | Front kit 1 element 1 rocker |



| ARTICLE NO. | | DESCRIPTION |
|---|---|---|
| **10020103** | -130 **-138** -230 **-238** | Front kit 1 element 2 rockers |

| ARTICLE NO. | | DESCRIPTION |
|---|---|---|
| **10020105** | -130 **-138** -230 **-238** | Front kit 1 element 1 socket outlet |

| ARTICLE NO. | | DESCRIPTION |
|---|---|---|
| **10020106** | -130 **-138** -230 **-238** | Front kit 1 element 1 RJ45 socket |

| ARTICLE NO. | | DESCRIPTION |
|---|---|---|
| **10020109** | -130 **-138** -230 **-238** | Front kit 1 socket element with USB charger |



| ARTICLE NO. | | DESCRIPTION |
|---|---|---|
| **10020111** | -130 **-138** -230 **-238** | Front kit 1 element 2 RJ45 sockets |

| ARTICLE NO. | | DESCRIPTION |
|---|---|---|
| **10020113** | -130 **-138** -230 **-238** | Front kit 1 element dimmer switch |

### MECHANISMS



| ARTICLE NO. | DESCRIPTION |
|---|---|
| **10010101-039** | Back kit 1 element 1 2-way switch |
| **10010102-039** | Back kit 1 element 1 intermediate switch |



| ARTICLE NO. | DESCRIPTION |
|---|---|
| **10010103-039** | Back kit 1 element 2 2-way switches |
| **10010104-039** | Back kit 1 element 2 intermediate switches |



| ARTICLE NO. | DESCRIPTION |
|---|---|
| **10010105-039** | Back kit 1 element 1 socket outlet |



| ARTICLE NO. | DESCRIPTION |
|---|---|
| **10010106-039** | Back kit 1 element 1 RJ45 cat 6 socket |

| ARTICLE NO. | DESCRIPTION |
|---|---|
| **10010109-039** | Back kit 1 socket element with SmartCharge USB Charger 2.1A |



| ARTICLE NO. | DESCRIPTION |
|---|---|
| **10010111-039** | Back kit 1 element 2 RJ45 sockets cat 6 |

| ARTICLE NO. | DESCRIPTION |
|---|---|
| **10010113-039** | Back kit 1 element dimmer switch 2/3 wire PC |



FINISH ▶ -230 Matt white (N) | -238 Matt black (N) | -130 White | -138 Black

| ARTICLE NO. | | DESCRIPTION |
|---|---|---|
| **10020115** | -130 **-138** -230 **-238** | Front kit 1 blinds element |

| ARTICLE NO. | DESCRIPTION |
|---|---|
| **10010115-039** | Back kit blinds |

## 2 ELEMENTS

### FRONT

| ARTICLE NO. | | DESCRIPTION |
|---|---|---|
| **10020201** | -130 **-138** -230 **-238** | Front kit 2 elements 2 rockers |

| ARTICLE NO. | | DESCRIPTION |
|---|---|---|
| **10020202** | -130 **-138** -230 **-238** | Front kit 2 elements 2 sockets |



| ARTICLE NO. | | DESCRIPTION |
|---|---|---|
| **10020203** | -130 **-138** -230 **-238** | Front kit 2 elements 1 socket + 1 rocker + 1 blind cover |



| ARTICLE NO. | | DESCRIPTION |
|---|---|---|
| **10020204** | -130 **-138** -230 **-238** | Front kit 2 elements 1 socket + 2 rockers |

| ARTICLE NO. | | DESCRIPTION |
|---|---|---|
| **10020205** | -130 **-138** -230 **-238** | Front kit 2 elements 1 socket + 1 2x USB charger |



| ARTICLE NO. | | DESCRIPTION |
|---|---|---|
| **10020206** | -130 **-138** -230 **-238** | Front kit 2 elements 1 socket + 1 rocker + 1 USB charger (right) |

| ARTICLE NO. | | DESCRIPTION |
|---|---|---|
| **10020207** | -130 **-138** -230 **-238** | Front kit 2 elements 1 socket + 1 rocker + 1 USB charger (left) |

### MECHANISMS



| ARTICLE NO. | DESCRIPTION |
|---|---|
| **10010201-039** | Back kit 2 elements 2 2-way switches |

| ARTICLE NO. | DESCRIPTION |
|---|---|
| **10010202-039** | Back kit 2 elements 2 socket outlets |

| ARTICLE NO. | DESCRIPTION |
|---|---|
| **10010203-039** | Back kit 2 elements 1 socket + 1 2-way switch |

| ARTICLE NO. | DESCRIPTION |
|---|---|
| **10010204-039** | Back kit 2 elements 1 socket + 2 2-way switches |

| ARTICLE NO. | DESCRIPTION |
|---|---|
| **10010205-039** | Back kit 2 elements 1 socket + 1 2x USB charger 2.1A |

| ARTICLE NO. | DESCRIPTION |
|---|---|
| **10010206-039** | Back kit 2 elements 1 socket + 1 2-way switch + 1 USB charger SmartCharge 2.1A |
| **10010207-039** | Back kit 2 elements 1 socket + 1 crossover + 1 USB charger SmartCharge 2.1A |

FINISH ▶ | -230 Matt white | -238 Matt black | -130 White | -138 Black

## FRONT / MECHANISMS



| ARTICLE NO. | | DESCRIPTION |
|---|---|---|
| **10020208** | -130 -138<br>-230 -238 | Front kit 2 elements<br>1 socket + 1 TV<br>+ 1 RJ45 |

| ARTICLE NO. | DESCRIPTION |
|---|---|
| **10010208-039** | Back kit 2 elements<br>1 socket + 1 single TV<br>+ 1 RJ45 cat 6 |

| ARTICLE NO. | | DESCRIPTION |
|---|---|---|
| **10020209** | -130 -138<br>-230 -238 | Front kit 2 elements<br>1 socket + 1 dimmer<br>switch + 1 USB<br>charger (right) |

| ARTICLE NO. | DESCRIPTION |
|---|---|
| **10010209-039** | Back kit 2 elements<br>1 socket + 1 2/3 wire<br>PC dimmer switch<br>+ 1 SmartCharge USB<br>charger 2.1A |

| ARTICLE NO. | | DESCRIPTION |
|---|---|---|
| **10021209** | -130 -138<br>-230 -238 | Front kit 2 elements<br>1 socket + 1 dimmer<br>switch + 1 USB<br>charger (left) |

| ARTICLE NO. | | DESCRIPTION |
|---|---|---|
| **10020210** | -130 -138<br>-230 -238 | Front kit 2 socket<br>elements + dual fast<br>charge USB charger |

| ARTICLE NO. | DESCRIPTION |
|---|---|
| **10010210-039** | Back kit 2 socket<br>elements<br>+ 2x Dual<br>SmartCharge USB<br>Charger 2.1A |



| ARTICLE NO. | | DESCRIPTION |
|---|---|---|
| **10020211** | -130 -138<br>-230 -238 | Front kit 2 sockets<br>with 2 fast charge USB<br>chargers |

| ARTICLE NO. | DESCRIPTION |
|---|---|
| **10010211-039** | Back kit 2 sockets<br>with integrated<br>SmartCharge USB<br>charger 2.1A |



| ARTICLE NO. | | DESCRIPTION |
|---|---|---|
| **10020212** | -130 -138<br>-230 -238 | Front kit socket<br>with int. USB charger<br>+ 2 rockers |

| ARTICLE NO. | DESCRIPTION |
|---|---|
| **10010212-039** | Back kit socket<br>with int.<br>SmartCharge<br>USB charger 2.1A<br>+ 2 2-way switches |



FINISH ▶ | -230 Matt white | -238 Matt black | -130 White | -138 Black

# 3 ELEMENTS

## FRONT / MECHANISMS

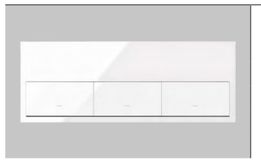

| ARTICLE NO. | | DESCRIPTION |
|---|---|---|
| **10020301** | -130 -138<br>-230 -238 | Front kit 3 elements<br>3 rockers |



| ARTICLE NO. | DESCRIPTION |
|---|---|
| **10010301-039** | Back kit 3 elements<br>3 2-way switches |



| ARTICLE NO. | | DESCRIPTION |
|---|---|---|
| **10020302** | -130 -138<br>-230 -238 | Front kit 3 elements<br>3 sockets |



| ARTICLE NO. | DESCRIPTION |
|---|---|
| **10010302-039** | Back kit 3 elements<br>3 sockets |



| ARTICLE NO. | | DESCRIPTION |
|---|---|---|
| **10020303** | -130 -138<br>-230 -238 | Front kit 3 elements<br>2 sockets + 1 TV<br>+ 1 RJ45 |

| ARTICLE NO. | DESCRIPTION |
|---|---|
| **10010303-039** | Back kit 3 elements<br>2 sockets + 1 single TV<br>+ 1 RJ45 cat 6 |

| ARTICLE NO. | | DESCRIPTION |
|---|---|---|
| **10020304** | -130 -138<br>-230 -238 | Front kit 3 elements<br>1 socket + 1 HDMI<br>+ 1 USB + 1 TV + 1<br>RJ45 |



| ARTICLE NO. | DESCRIPTION |
|---|---|
| **10010304-039** | Back kit 3 elements<br>1 socket + 1 HDMI<br>+ 1 USB + 1 single TV<br>+ 1 RJ45 6 |



| ARTICLE NO. | | DESCRIPTION |
|---|---|---|
| **10020305** | -130 -138<br>-230 -238 | Front kit 3 elements<br>1 socket + 1 HDMI<br>+ 1 USB + 1 HDMI<br>+ 1 USB |



| ARTICLE NO. | DESCRIPTION |
|---|---|
| **10010305-039** | Kit 3 elements<br>1 socket + 1 HDMI<br>+ 1 USB + 1 HDMI<br>+ 1 USB |



| ARTICLE NO. | | DESCRIPTION |
|---|---|---|
| **10020306** | -130 -138<br>-230 -238 | Front kit 3 elements<br>1 socket + 1 2x USB<br>charger + 1 blinds<br>+ 1 rocker |

| ARTICLE NO. | DESCRIPTION |
|---|---|
| **10010306-039** | Kit 3 elements<br>1 socket + 1 2x USB<br>charger + 1 blinds<br>+ 1 2-way switch 2.1A |
| **10010307-039** | Kit 3 elements 1 socket<br>+ 1 2x USB charger<br>+ 1 blinds<br>+ 1 crossover 2.1A |



| ARTICLE NO. | | DESCRIPTION |
|---|---|---|
| **10020308** | -130 -138<br>-230 -238 | Front kit 3 elements<br>2 sockets + dual USB<br>charger |



| ARTICLE NO. | DESCRIPTION |
|---|---|
| **10010308-039** | Back kit<br>3 elements<br>2 sockets + dual USB<br>charger 2.1A |



| ARTICLE NO. | | DESCRIPTION |
|---|---|---|
| **10020309** | -130 -138<br>-230 -238 | Front kit 3 elements<br>2 sockets + dual fast<br>charge USB charger |

| ARTICLE NO. | DESCRIPTION |
|---|---|
| **10010309-039** | Back kit<br>3 elements<br>2 sockets + 2x dual<br>SmartCharge USB<br>charger 2.1A |

FINISH ▶ -230 Matt white | -238 Matt black | -130 White | -138 Black



| ARTICLE NO. | | DESCRIPTION |
|---|---|---|
| **10020310** | -130 -138<br>-230 -238 | Front kit 2 sockets<br>+ 2 rockers |

| ARTICLE NO. | DESCRIPTION |
|---|---|
| **10010310-039** | Back kit<br>2 sockets<br>+ 2 2-way switches |

## 4 ELEMENTS

### FRONT



| ARTICLE NO. | | DESCRIPTION |
|---|---|---|
| **10020401** | -130 -138<br>-230 -238 | Front kit<br>4 elements<br>4 sockets |

| ARTICLE NO. | | DESCRIPTION |
|---|---|---|
| **10020402** | -130 -138<br>-230 -238 | Front kit<br>4 elements<br>2 sockets + HDMI<br>+ USB + TV/SAT<br>+ RJ45 |



| ARTICLE NO. | | DESCRIPTION |
|---|---|---|
| **10020403** | -130 -138<br>-230 -238 | Front kit<br>4 elements<br>2 sockets + dual<br>fast charge USB<br>charger + 2xRJ45 |

### MECHANISMS



| ARTICLE NO. | DESCRIPTION |
|---|---|
| **10010401-039** | Back kit<br>4 elements<br>4 sockets |

| ARTICLE NO. | DESCRIPTION |
|---|---|
| **10010402-039** | Back kit<br>4 elements<br>2 sockets + HDMI<br>+ USB + TV/ SAT +<br>RJ45 cat 6 |

| ARTICLE NO. | DESCRIPTION |
|---|---|
| **10010403-039** | Back kit<br>4 elements<br>2 sockets +<br>Dual USB<br>SmartCharge<br>charger 2x2. 1A<br>+ 2xRJ45 cat 6 |



FINISH ▶ -230 Matt white | -238 Matt black | -130 White | -138 Black

## VERTICAL KITS

### FRONT



| ARTICLE NO. | | DESCRIPTION |
|---|---|---|
| **10020202** | -130 -138<br>-230 -238 | Front kit<br>2 elements<br>2 sockets |



| ARTICLE NO. | | DESCRIPTION |
|---|---|---|
| **10020204** | -130 -138<br>-230 -238 | Front kit<br>2 socket elements<br>+ 2 rockers |

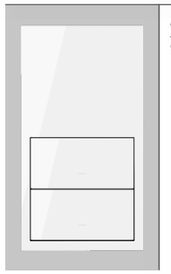

| ARTICLE NO. | | DESCRIPTION |
|---|---|---|
| **10020213** | -130 -138<br>-230 -238 | Vertical front kit<br>2 elements<br>2 rockers |

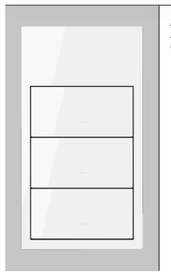

| ARTICLE NO. | | DESCRIPTION |
|---|---|---|
| **10020215** | -130 -138<br>-230 -238 | Vertical front kit<br>2 elements<br>3 rockers |

### MECHANISMS

| ARTICLE NO. | DESCRIPTION |
|---|---|
| **10010202-039** | Back kit<br>2 elements<br>2 socket outlets |

| ARTICLE NO. | DESCRIPTION |
|---|---|
| **10010204-039** | Back kit<br>2 socket elements<br>+ 2 2-way switches |



| ARTICLE NO. | DESCRIPTION |
|---|---|
| **10010201-039** | Back kit<br>2 elements<br>2 2-way switches |



| ARTICLE NO. | DESCRIPTION |
|---|---|
| **10010214-039** | Back kit<br>2 elements<br>3 2-way switches |

FINISH ▶ -230 Matt white | -238 Matt black | -130 White | -138 Black

## FRONT

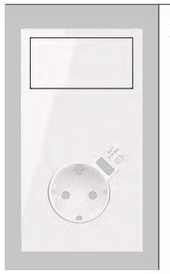

| ARTICLE NO. | | DESCRIPTION |
|---|---|---|
| **10020216** | -130 -138<br>-230 -238 | Vertical front kit<br>2 rocker elements<br>+ socket with USB charger |



| ARTICLE NO. | | DESCRIPTION |
|---|---|---|
| **10020218** | -130 -138<br>-230 -238 | Vertical front kit<br>2 el. 2 rockers<br>+ socket with USB charger |

| ARTICLE NO. | | DESCRIPTION |
|---|---|---|
| **10020302** | -130 -138<br>-230 -238 | Front kit<br>3 elements<br>3 sockets |



| ARTICLE NO. | | DESCRIPTION |
|---|---|---|
| **10020310** | -130 -138<br>-230 -238 | Front kit<br>3 elements<br>2 sockets+ 2 rockers |

## MECHANISMS

| ARTICLE NO. | DESCRIPTION |
|---|---|
| **10010216-039** | Back kit<br>2 elements 1 2-way switch<br>+ socket with USB charger<br>SmartCharge 2.1A |

| ARTICLE NO. | DESCRIPTION |
|---|---|
| **10010218-039** | Back kit<br>2 elements 2 2-way switches<br>+ socket with USB charger<br>SmartCharge 2.1A |

| ARTICLE NO. | DESCRIPTION |
|---|---|
| **10010302-039** | Back kit<br>3 elements<br>3 sockets |

| ARTICLE NO. | DESCRIPTION |
|---|---|
| **10010310-039** | Back kit<br>3 elements 2 sockets<br>+ 2 2-way switches |



# Frames

FINISH ▶ -230 Matt white | -238 Matt black | -130 White | -138 Black

## FRAMES

UNIVERSAL BOX FRAMES

- □ For 1 element 83.5 x 83.5 mm
- □□ For 2 elements 154.5 x 83.5 mm
- □□□ For 3 elements 225.5 x 83.5 mm
- □□□□ For 4 elements 296.5 x 83.5 mm

| ARTICLE NO. | | DESCRIPTION |
|---|---|---|
| **10001610** | -130 -138<br>-230 -238 | Minimum frame 1 element |



| ARTICLE NO. | | DESCRIPTION |
|---|---|---|
| **10000610** | -130 -138<br>-230 -238 | Frame 1 element |

| ARTICLE NO. | | DESCRIPTION |
|---|---|---|
| **10001620** | -130 -138<br>-230 -238 | Minimum frame 2 elements |

| ARTICLE NO. | | DESCRIPTION |
|---|---|---|
| **10000620** | -130 -138<br>-230 -238 | Frame 2 elements |

| ARTICLE NO. | | DESCRIPTION |
|---|---|---|
| **10001630** | -130 -138<br>-230 -238 | Minimum frame 3 elements |

| ARTICLE NO. | | DESCRIPTION |
|---|---|---|
| **10000630** | -130 -138<br>-230 -238 | Frame 3 elements |

FINISH ▶ | -230 Matt white | -238 Matt black | -130 White | -138 Black



| ARTICLE NO. | | DESCRIPTION |
|---|---|---|
| **10001640** | -130 -138 -230 -238 | Minimum frame 4 elements |

| ARTICLE NO. | | DESCRIPTION |
|---|---|---|
| **10000640** | -130 -138 -230 -238 | Frame 4 elements |



| ARTICLE NO. | | DESCRIPTION |
|---|---|---|
| **10002620** N | -130 -138 -230 -238 | Vertical frame 2 elements 2 modules |



| ARTICLE NO. | | DESCRIPTION |
|---|---|---|
| **10002621** N | -130 -138 -230 -238 | Vertical frame 2 elements 3 modules |



# FRAME-HOLDERS



| ARTICLE NO. | DESCRIPTION |
|---|---|
| **10000910-039** | Frame-holder 1 element |



| ARTICLE NO. | DESCRIPTION |
|---|---|
| **10000920-039** | Frame-holder 2 elements |



| ARTICLE NO. | DESCRIPTION |
|---|---|
| **10000930-039** | Frame-holder 3 elements |



| ARTICLE NO. | DESCRIPTION |
|---|---|
| **10000940-039** | Frame-holder 4 elements |

# Mechanisms

FINISH ▶ -230 Matt white | -238 Matt black | -130 White | -138 Black

## CONTROL SWITCHES

### BASIC MECHANISMS

| ARTICLE NO. | DESCRIPTION | Max intensity | Power supply | Terminal connection |
|---|---|---|---|---|
| **10000101-039** | Single-pole touch switch | 10 AX | 250 Vac | 1 click |
| **10000133-039** | Double-pole touch switch | 10 AX | 250 Vac | 1 click |
| **10000201-039** | Touch 2-way switch | 10 AX | 250 Vac | 1 click |
| **10000251-039** | Intermediate touch switch | 10 AX | 250 Vac | 1 click |
| **10000211-039** | Touch switch/2-way switch | 16 AX | 250 Vac | 1 click |
| **10000150-039** | Push-button switch | 10 A | 250 Vac | 1 click |

+ROCKER **10000010** -130 -138 -230 -238

+ROCKER **10000017** -130 -138 -230 -238

+ROCKER SWITCH TWO-POLE **10000133** -130 -138 -230 -238

| ARTICLE NO. | DESCRIPTION | Power supply | Terminal connection |
|---|---|---|---|
| **10001150-039** | Electronic push-button switch<br>Only compatible with 2/3-wire PC dimmer switch, DALI and Simon **iO** switches<br>Does not allow charging | 230 Vac | Screw |

+ROCKER **100000110** -130 -138 -230 -238

## SPECIAL MECHANISMS

### CARD READER

| ARTICLE NO. | DESCRIPTION | Max intensity | Power supply | Terminal connection |
|---|---|---|---|---|
| **10000526-039** | Switch/2-way switch for card with micro switch | 10 (1.5 ind.) A | 250 Vac | Faston |
| **10000550-039** | Switch/2-way switch for card with 2 micro switches | 10 (1.5 ind.) A | 250 Vac | Faston |

+COVER **10000078** -130 -138 -230 -238



# Socket outlets

FINISH ▶ -230 Matt white | -238 Matt black | -130 White | -138 Black

## SOCKET OUTLETS



| ARTICLE NO. | DESCRIPTION | Max intensity | Power supply | Terminal connection |
|---|---|---|---|---|
| **10000432-039** | German socket outlets, 1-click terminal connection | 16 A | 250 Vac | 1 click |

+COVER **10000041** -130 -138 -230 -238

+ EYEHOLE FOR COVER **10000042** -130 -138 -230 -238

+COVER (RED RING) **10000037** -130 -138 -230 -238

| ARTICLE NO. | DESCRIPTION | Max intensity | Power supply | Terminal connection |
|---|---|---|---|---|
| **10000431-039** | Two-pole | 16 A | 250 Vac | 1 click |

+COVER **10000040** -130 -138 -230 -238

## INTERNATIONAL / EXPORT SOCKET OUTLETS

| ARTICLE NO. | DESCRIPTION | Max intensity | Power supply | Terminal connection |
|---|---|---|---|---|
| **10000458-039** | French socket outlet | 16 A | 250 Vac | 1 click |

+COVER **10000068** -130 -138 -230 -238

| ARTICLE NO. | DESCRIPTION | Max intensity | Power supply | Terminal connection |
|---|---|---|---|---|
| **10000439** -130 -138 | Euro-American socket outlet | 15/16 A | 127/250 Vac | Screw |

+COVER **10000047** -130 -138 -230 -238

FINISH ▶ -230 Matt white | -238 Matt black | -130 White | -138 Black

# USB CHARGER

## USB CHARGER

| ARTICLE NO. | DESCRIPTION | Outlet voltage | Max intensity | Power supply | Terminal connection |
|---|---|---|---|---|---|
| **10000380-039** | 1 port USB SmartCharge charger.<br>Allows device charging (mobile phones, smartphones, tablets, etc.) | 5 V DC | 2.1A | 100-230 Vac | Screw |

+COVER

**10001097** -130 -138 -230 -238

+COVER

**10001196** -130 -138 -230 -238

| ARTICLE NO. | DESCRIPTION | Outlet voltage | Max intensity | Power supply | Terminal connection |
|---|---|---|---|---|---|
| **10000381-039** | 2-port USB Charger.<br>Allows device charging (mobile phones, smartphones, tablets, etc.) | 5 V DC | 2.1A | 100-230 Vac | Screw |

+COVER

**10001096** -130 -138 -230 -238

## SOCKET WITH USB CHARGER

| ARTICLE NO. | DESCRIPTION | Outlet voltage | Max intensity | Power supply | Terminal connection |
|---|---|---|---|---|---|
| **10001432-039** | German socket outlet with SmartCharge USB charger | 5 V DC | 2.1A | 230 Vac | Screw |

+COVER

**10000049** -130 -138 -230 -238

+COVER (RED RING)

**10000137** -130 -138 -230 -238

| ARTICLE NO. | DESCRIPTION | Outlet voltage | Max intensity | Power supply | Terminal connection |
|---|---|---|---|---|---|
| **10001458-039** | French socket outlet with SmartCharge USB Charger | 5 V DC | 2.1A | 230 Vac | Screw |

+COVER

**10000168** -130 -138 -230 -238



# Data/ image/ audio

FINISH ▶ -230 Matt white | -238 Matt black | -130 White | -138 Black

# TV/RJ/MULTIMEDIA SOCKETS

## TELEVISION SOCKETS

| ARTICLE NO. | DESCRIPTION | Max intensity | Power supply | Terminal connection |
|---|---|---|---|---|
| **10000466-039** | Single R/TV + SAT socket | Complies with CTI regulation | Compatible with TDT | Screw |
| **10000467-039** | Intermediate R/TV + SAT socket | | | |
| **10000468-039** | End R/TV + SAT socket | | | |

+COVER

**10000053** -130 -138 -230 -238

## TELEVISION AND DATA SOCKETS

| ARTICLE NO. | DESCRIPTION | Max intensity | Power supply | Terminal connection |
|---|---|---|---|---|
| **10000470-039** | R-TV + SAT socket - Single + RJ45 cat 6 | Complies with CTI regulation | Compatible with TDT | Screw |
| **10000471-039** | Intermediate R/TV + SAT socket + RJ45 cat 6 | | | |
| **10000472-039** | End R-TV + SAT Socket + RJ45 cat 6 | | | |

+COVER

**10000072** -130 -138 -230 -238

## CATV SOCKET

| ARTICLE NO. | DESCRIPTION | Terminal connection |
|---|---|---|
| **10000465-039** | Double CATV socket<br>Designed for use in cable TV networks<br>Covers frequencies from 5 to 1,000 MHz | Screw |

+COVER

**10000052** -130 -138 -230 -238

FINISH ▶ | -230 Matt white | -238 Matt black | -130 White | -138 Black

## VOICE AND DATA

| ARTICLE NO. | DESCRIPTION |
|---|---|
| **10000544-039** | RJ45 cat 6 connector with adaptor |
| **10002544-039** | RJ45 cat 6 double connector with adaptor |

+COVER

**10000005** -130 -138 -230 -238
1 window

**10000006** -130 -138 -230 -238
2 windows

## ADAPTOR FOR VOICE AND DATA CONNECTORS

| ARTICLE NO. | DESCRIPTION |
|---|---|
| **10000001-039** | Adaptor for 1 RJ45 connector (compatible with Keystone and Systimax formats) |
| **10000002-039** | Adaptor for 2 RJ45 connectors (compatible with Keystone and Systimax formats) |

## FIBRE OPTIC SOCKETS

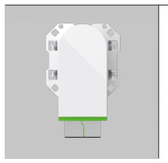

| ARTICLE NO. | DESCRIPTION |
|---|---|
| **10000546-230** N | Fibre optic duplex connector SC/PCA |
| **10000546-238** N | |

+COVER

**10000008** -130 -138 -230 -238
N

## MULTIMEDIA SOCKETS

| ARTICLE NO. | DESCRIPTION | Terminal connection |
|---|---|---|
| **10000560-039** | HDMI Connector v1.4 female | Female-Female |

+COVER

**10001094** -130 -138 -230 -238

| ARTICLE NO. | DESCRIPTION | Terminal connection |
|---|---|---|
| **10000561-039** | USB 2.0 Data connector type A female | Screw |

+COVER

**10001091** -130 -138 -230 -238



FINISH ▶ | -230 Matt white | -238 Matt black | -130 White | -138 Black

| ARTICLE NO. | DESCRIPTION | Terminal connection |
|---|---|---|
| **10000562-039** | 2x USB data connector | Screw |

+COVER

**10001090** -130 -138 -230 -238

| ARTICLE NO. | DESCRIPTION | Terminal connection |
|---|---|---|
| **10000563-039** | HDMI + USB data connector | Screw and female-female |

+COVER

**10001095** -130 -138 -230 -238

| ARTICLE NO. | DESCRIPTION | Terminal connection |
|---|---|---|
| **10000564-039** | VGA + Mini-jack connector | Screw |

+COVER

**10000091** -130 -138 -230 -238

| ARTICLE NO. | DESCRIPTION | Terminal connection |
|---|---|---|
| **10000565-039** | 3 RCA connector | Screw |

+COVER

**10001093** -130 -138 -230 -238

# Functions

| Incandescent/ halogen 230 V | Electromagnetic Halogen Transformer | Electronic Halogen Transformer | Fluorescence | LED | Bus 1-10 V | PWM |
|---|---|---|---|---|---|---|
| | | | | | 1-10V | PWM |
| **Angle** | **Reach** | **Timing** | **Intensity** | **Engines** | **DALI** | |
| | | | | | DALI | |

FINISH ▶ -230 Matt white | -238 Matt black | -130 White | -138 Black

## LIGHTING CONTROL

### DIMMERS

| ARTICLE NO. | DESCRIPTION | Power and type of load | | | | Power supply | Terminal connection |
|---|---|---|---|---|---|---|---|
| **10000320-039** | 2-wire PC dimmer switch | 50-240 W (230 Vac) | 50-240 W (230 Vac) | 50-240 W (230 Vac) | 9-100 W (230 Vac) | 127-230 Vac | Screw |
| **10000321-039** N | 2/3-wire PC dimmer switch | 0-240 W (230 Vac) | 0-240 W (230 Vac) | 0-240 W (230 Vac) | 0-100 W (230 Vac) | 127-230 Vac | Screw |
| **10000314-039** N | LED Strip Dimmer Switch** | 120 W (12 V DC) / 240 W (24 V DC) PWM | | | | 12 V DC - 24 V DC | Screw |
| **10000316-039** N | DALI dimmer | Luminaires / drivers DALI | | | | 127-230 Vac | Screw |
| **10000317-039** N | 1-10 V* Dimmer Switch | Luminaires / drivers 1-10V | | | | 127-230 Vac | Screw |

+ROCKER

**10001020** -130 -138 -230 -238
Dimmer switch rocker

*No auxiliary input for switching
**Using a PWM 1 channel amplifier (art. 89000310-039) is recommended for higher than recommended power levels.

### PRESENCE DETECTOR

| ARTICLE NO. | DESCRIPTION | Angle | Reach | Duration | Power and type of load | | | | | Power supply |
|---|---|---|---|---|---|---|---|---|---|---|
| **10001343-039** | Presence detector with white lens | 105° | 8m | 15 sec - 10 min | 800W | 800W | 800W | 60 VA | 50W | 230 Vac |
| **10001344-039** | Presence detector with black lens | | | | | | | | | |

+COVER

**10001060** -130 -138 -230 -238
Presence detector cover

## COMFORT

### BLINDS

| ARTICLE NO. | DESCRIPTION | Power | Power supply | Terminal connection |
|---|---|---|---|---|
| **10001358-039** | Blinds | 50-700 VA (230 Vac) | 127-230 Vac | Screw |

+ROCKER

**10001080** -130 -138 -230 -238
Blinds rocker



Simon iO

# Kits

FINISH ▶ -230 Matt white | -238 Matt black | -130 White | -138 Black

## 1 ELEMENT

| ARTICLE NO. | DESCRIPTION |
|---|---|
| **10032108** N -130 -138 -230 -238 | German socket outlet kit Hub Pro iO |

### FRONT

| ARTICLE NO. | DESCRIPTION |
|---|---|
| **10021108** N -130 -138 -230 -238 | Front kit 1 Simon iO socket element |

| ARTICLE NO. | DESCRIPTION |
|---|---|
| **10020112** N -130 -138 -230 -238 | Front kit 1 element Simon iO switch |

| ARTICLE NO. | DESCRIPTION |
|---|---|
| **10020114** N -130 -138 -230 -238 | Front kit 1 Simon iO dimmer switch element |

| ARTICLE NO. | DESCRIPTION |
|---|---|
| **10020116** N -130 -138 -230 -238 | Front kit 1 Simon iO blinds element |

| ARTICLE NO. | DESCRIPTION |
|---|---|
| **10020117** N -130 -138 -230 -238 | Front kit Simon iO master rocker + Simon iO master blinds rocker |

### MECHANISMS

| ARTICLE NO. | DESCRIPTION |
|---|---|
| **10010108-039** N | Back kit 1 Simon iO socket element |

| ARTICLE NO. | DESCRIPTION |
|---|---|
| **10010112-039** N | Back kit 1 Simon iO switch element |

| ARTICLE NO. | DESCRIPTION |
|---|---|
| **10010113-039** N | Back kit 1 Simon iO 2/3-wire PC dimmer switch element |

| ARTICLE NO. | DESCRIPTION |
|---|---|
| **10010115-039** N | Back kit 1 Simon iO blinds element |



| ARTICLE NO. | DESCRIPTION |
|---|---|
| **10010117-039** N | Back kit 2x Simon iO Master Switch |

FINISH ▶ -230 Matt white (N) | -238 Matt black (N) | -130 White | -138 Black

## SOCKET OUTLET

| ARTICLE NO. | DESCRIPTION | Max intensity | Power supply | Terminal connection |
|---|---|---|---|---|
| **10002432-039** | Simon iO socket | 16 A | 230 Vac | Screw |

+FRONT

**10002041** -130 -138 -230 -238
Front Simon iO socket

## DIMMERS

| ARTICLE NO. | DESCRIPTION | Power and type of load | | | | Power supply | Terminal connection |
|---|---|---|---|---|---|---|---|
| **10000320-039** | 2-wire PC dimmer switch | 50-240 W (230 Vac) | 50-240 W (230 Vac) | 50-240 W (230 Vac) | 9-100 W (230 Vac) | 127-230 Vac | Screw |
| **10000321-039** (N) | 2/3-wire PC dimmer switch | 0-240 W (230 Vac) | 0-240 W (230 Vac) | 0-240 W (230 Vac) | 0-100 W (230 Vac) | 127-230 Vac | Screw |
| **10000314-039** (N) | LED Strip Dimmer Switch | 120 W (12 V DC) / 240 W (24 V DC) **PWM** | | | | 12 V DC - 24 V DC | Screw |
| **10000316-039** (N) | DALI dimmer | Luminaires / drivers **DALI** | | | | 127-230 Vac | Screw |
| **10000317-039** (N) | 1-10 V* Dimmer Switch | Luminaires / drivers **1-10V** | | | | 127-230 Vac | Screw |

*No auxiliary input for switching

+ROCKER

**10002020** -130 -138 -230 -238
Dimmer switch rocker

## ELECTRONIC SWITCH

| ARTICLE NO. | DESCRIPTION | Power and type of load | | | | | | Power supply | Terminal connection |
|---|---|---|---|---|---|---|---|---|---|
| **10000322-039** | Simon iO Switch | 2300 W (230 Vac) | 2300 W (230 Vac) | 2300 W (230 Vac) | 1000 W (230 Vac) | 500 W (230 Vac) | 2300 VA (230 Vac) | 127-230 Vac | Screw |

+ROCKER

**10002034** -130 -138 -230 -238
Simon iO Switch Rocker



FINISH ▶ -230 Matt white (N) | -238 Matt black (N) | -130 White | -138 Black

## BLINDS

| ARTICLE NO. | DESCRIPTION | Power | Power supply | Terminal connection |
|---|---|---|---|---|
| **10001358-039** | Blinds | 50-700 VA (230 Vac) | 127-230 Vac | Screw |

+ROCKER

**10002080** -130 -138 -230 -238
Simon iO blinds rocker

## THERMOSTAT

| ARTICLE NO. | DESCRIPTION | Control | Maximum intensity | Power supply | Terminal connection |
|---|---|---|---|---|---|
| **10000810** -130 -138 | iO thermostat for water heater/water-based underfloor heating systems<br>Monobloc version for 1-element box<br>No need to add frame | Heating system | 10 A | 127-230 Vac | Screw |

| ARTICLE NO. | DESCRIPTION | Control | Intensity Maximum | Power supply | Terminal connection |
|---|---|---|---|---|---|
| **10000811** -130 -138 (N) | iO thermostat for electric underfloor heating systems (includes detector)<br>Monobloc version for 1-element box<br>No need to add frame | Heating system | 16 A | 127-230 Vac | Screw |

## MASTER SWITCHES

| ARTICLE NO. | DESCRIPTION | Power supply | Terminal connection |
|---|---|---|---|
| **10000306-039** | Simon iO Master Switch | 127-230 Vac | Screw |

+ROCKER

**10002035** -130 -138 -230 -238
Simon iO Master Switch rocker

+ROCKER

**10002021** -130 -138 -230 -238
Simon iO master dimmer rocker

+ROCKER

**10002081** -130 -138 -230 -238
Simon iO master blinds rocker

+ROCKER

(N) **10002036** -130 -138 -230 -238
Double iO Master Switch rocker Welcome/Goodbye

+ROCKER

(N) **10002037** -130 -138 -230 -238
Double iO Master Switch rocker Blinds Centralization

+ROCKER

(N) **10002038** -130 -138 -230 -238
Double iO Master Switch rocker Customisable

FINISH ▶ -230 Matt white | -238 Matt black | -130 White | -138 Black



| ARTICLE NO. | DESCRIPTION | Power supply |
|---|---|---|
| **10002135** -130 -138 -230 -238 | Simon iO rocker with master switch, battery operated | Button battery 3.3 V |

| ARTICLE NO. | DESCRIPTION | Power supply |
|---|---|---|
| **10002181** -130 -138 -230 -238 | Simon iO rocker with master switch, battery operated | Button battery 3.3 V |

+ FRAME-HOLDER

**10001910-039**

1 element with adhesive

+ FRAME-HOLDER

**10001920-039**

2 elements with adhesive

## Simon iO Accessories

| ARTICLE NO. | DESCRIPTION | Max intensity | Power supply |
|---|---|---|---|
| **10002880-039** | Z-wave repeater with iO socket | 10A | 230 Vac |

| ARTICLE NO. | DESCRIPTION | Modules | Max intensity | Power supply | Terminal connection |
|---|---|---|---|---|---|
| **10002890-039** | Everything Off (DIN) Switch for iO Lighting<br>Auxiliary input available<br>Two-pole relay available to turn off all non-connective mechanisms. A switch can be installed for each circuit you want to control. | 2 | 16A | 100-230 Vac | Screw |



# Other

FINISH ▶ -230 Matt white | -238 Matt black | -130 White | -138 Black

## WIRE OUTLET

| ARTICLE NO. | DESCRIPTION |
|---|---|
| **10000801-039** | Wire outlet for wires from 0.75 mm to 1 mm, with built-in terminal block for 3 terminals |

+COVER

**10000051** -130 -138 -230 -238

Narrow wire outlet cover

| ARTICLE NO. | DESCRIPTION |
|---|---|
| **10002801-039** | Wide wire outlet, with cable tie for wires from 1.5 mm to 2.5 mm |

+COVER

**10002051** -130 -138 -230 -238

Wide wire outlet cover

## BLIND COVER

| ARTICLE NO. | DESCRIPTION |
|---|---|
| **10000800** -130 -138 -230 -238 | Blind cover |

| ARTICLE NO. | DESCRIPTION |
|---|---|
| **10001800** -130 -138 -230 -238 | Double blind cover |