

Raiffeisen Capital Management* **SDG Impact Report**

March 2026 | Italy | professional investors & client advisors

* Raiffeisen Capital Management stands for Raiffeisen Kapitalanlage GmbH. SDG stands for Sustainable Development Goals. This document has been prepared for professional clients & client advisors and may not be passed on to private clients.



17 Sustainable Development Goals (SDGs)

of Raiffeisen Kapitalanlage GmbH

The major challenges of our time require innovative products and services. When making investment decisions for the Raiffeisen sustainability funds, we carefully consider whether the products and services of the target companies create added value in terms of sustainable business practices. When assessing sustainability, we consider the Sustainable Development Goals (or short SDGs) of the United Nations (UN) such as clean water, climate protection, health, and renewable energy amongst others.

Our impact report shows to what sustainability goals the target companies make positive contributions. The report is based on the portfolios as of 31 March 2026, and the company-specific revenue figures, determined by our research partner ISS-ESG for 8,200 issuers. ISS-ESG (www.issgovernance.com/esg) is one of the world's leading providers of sustainability research data.

ISS-ESG analyses what portion of a company's revenue contributes to achieving with UN Sustainable Development Goals. This data is aggregated at portfolio level for the impact report based on the invested portfolios at the reporting date.

Depending on the selected investment strategy, the presented sustainability funds may also invest in government bonds. It is not possible to perform an impact calculation for this segment at present. If ISS-ESG does not provide data about a company, the company will not be included. The impact reports for the individual funds contain information about what percentage of the portfolio could be analysed.

17 Sustainable Development Goals (SDGs)

With the 17 Sustainable Development Goals (SDGs), or "sustainable development goals", the United Nations endeavours to support sustainable development on an economic, social and ecological basis.

The SDGs came into force at the beginning of 2016 and cover issues such as alleviating poverty and hunger, health, high-quality education and gender equality. The ecological dimension is reflected in goals such as clean water, clean energy and protection of the oceans and biodiversity.

It also deals with sustainable growth, sustainable cities and sustainable consumption. The topic of justice is also discussed, as are measures for climate protection and the promotion of innovation. The goals should be achieved in partnership.



Source: UN Sustainable Development Goals Knowledge Platform,
<https://www.un.org/sustainabledevelopment/news/communications-material/>

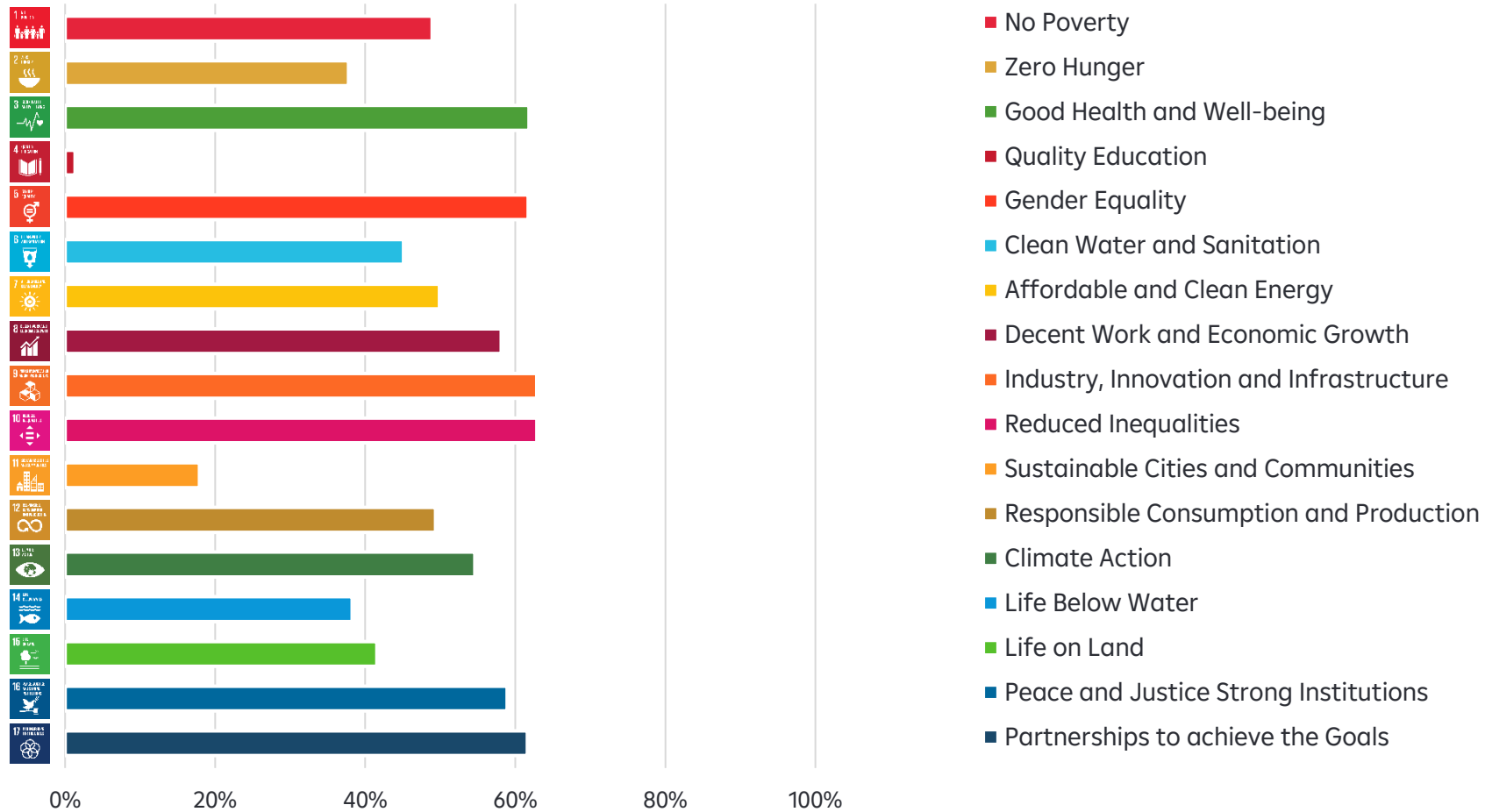
SDG Impact Report

- Raiffeisen Sustainable ShortTerm
- Raiffeisen Sustainable Bonds
- Raiffeisen Sustainable EmergingMarkets LocalBonds
- Raiffeisen-GreenBonds
- Raiffeisen ESG Euro Corporates
- Raiffeisen 304 - ESG Euro Corporates
- Raiffeisen ESG Euro Bonds
- Raiffeisen ESG Euro Return
- Raiffeisen ESG Global Bonds
- Raiffeisen PAXetBONUM Bonds

- Raiffeisen Sustainable Solid
- Raiffeisen Sustainable Mix
- Raiffeisen Sustainable Growth
- Raiffeisen Sustainable Diversified
- Raiffeisen Global Income
- Raiffeisen Global Income II

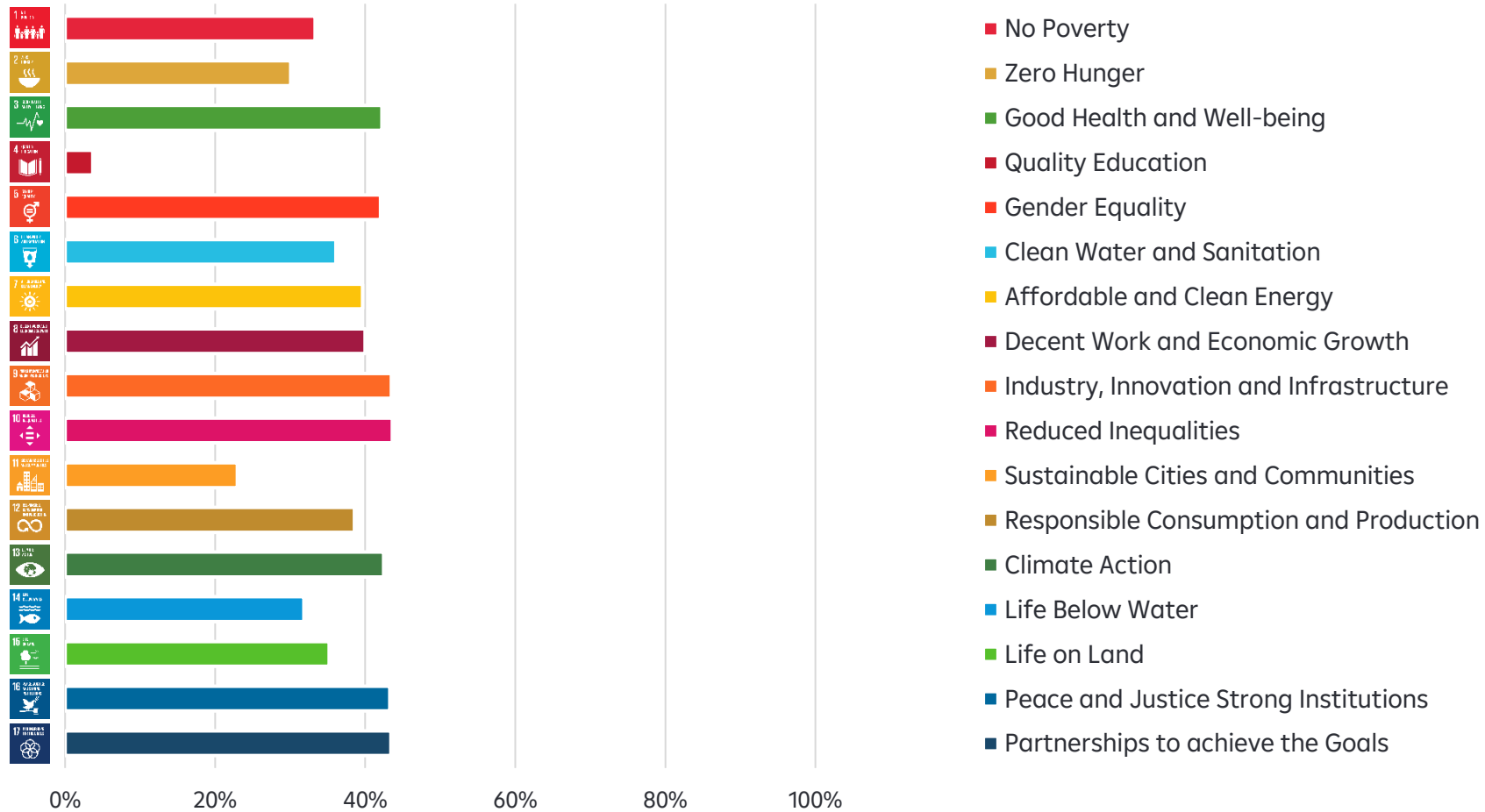
- Raiffeisen Sustainable Equities
- Raiffeisen Sustainable European Equities
- Raiffeisen Sustainable Momentum
- Raiffeisen Sustainable US Equities
- Raiffeisen Sustainable EmergingMarkets Equities
- Raiffeisen Asia Opportunities ESG Equities
- Raiffeisen GlobalDividend ESG Equities
- Raiffeisen Health and Wellbeing ESG Equities
- Raiffeisen HighTech ESG Equities
- Raiffeisen MegaTrends ESG Equities
- Raiffeisen NewInfrastructure ESG Equities
- Raiffeisen PAXetBONUM Equities
- Raiffeisen SmartEnergy ESG Equities
- Raiffeisen Central Europe ESG Equities

Positive impact breakdown by SDG



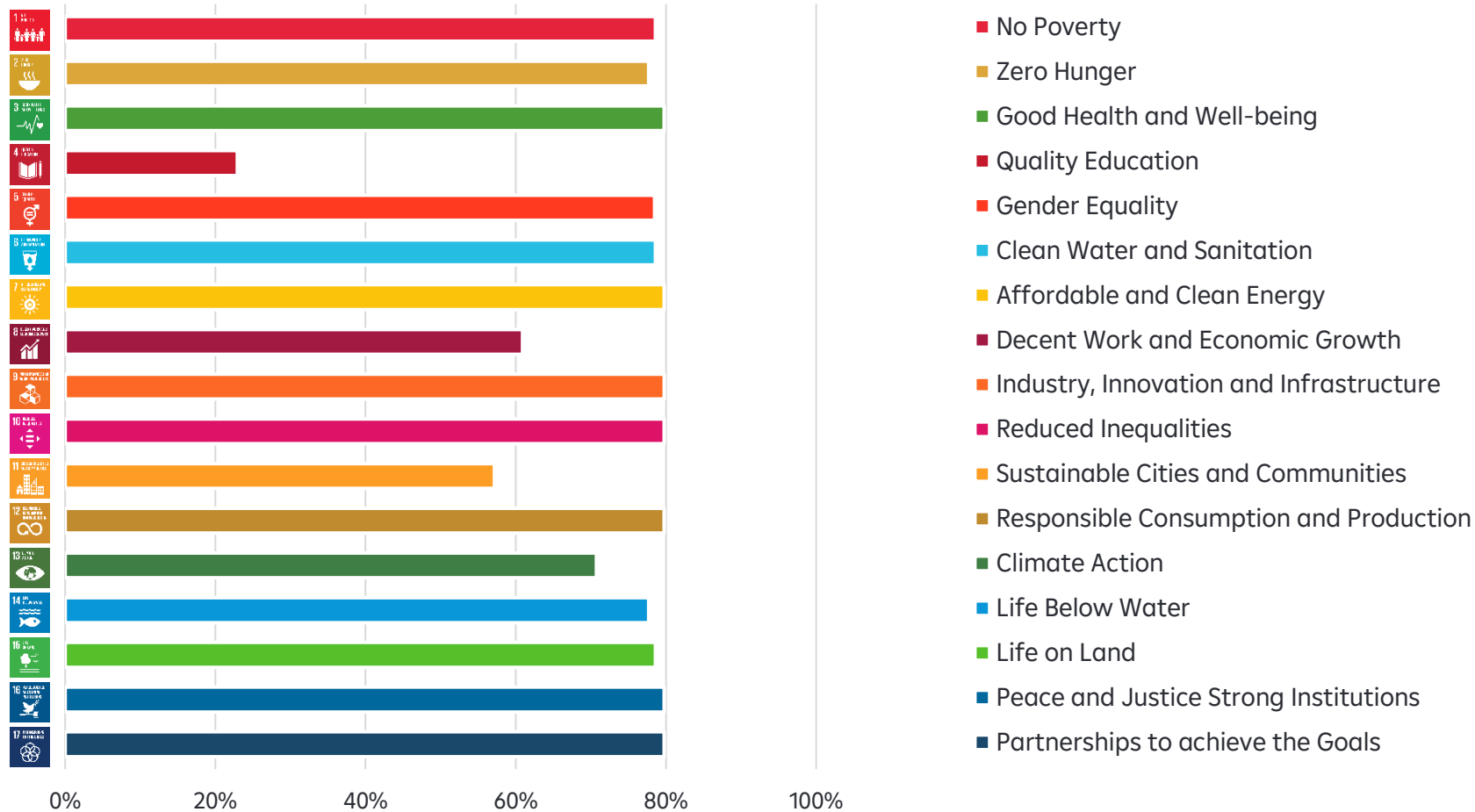
Source: Raiffeisen KAG, ISS-oekom Research (ISS ESG), own calculations based on the SDG contributions of the individual issuers, as of 31 March 2026, 62.87% of the securities assets have been analysed.

Positive impact breakdown by SDG



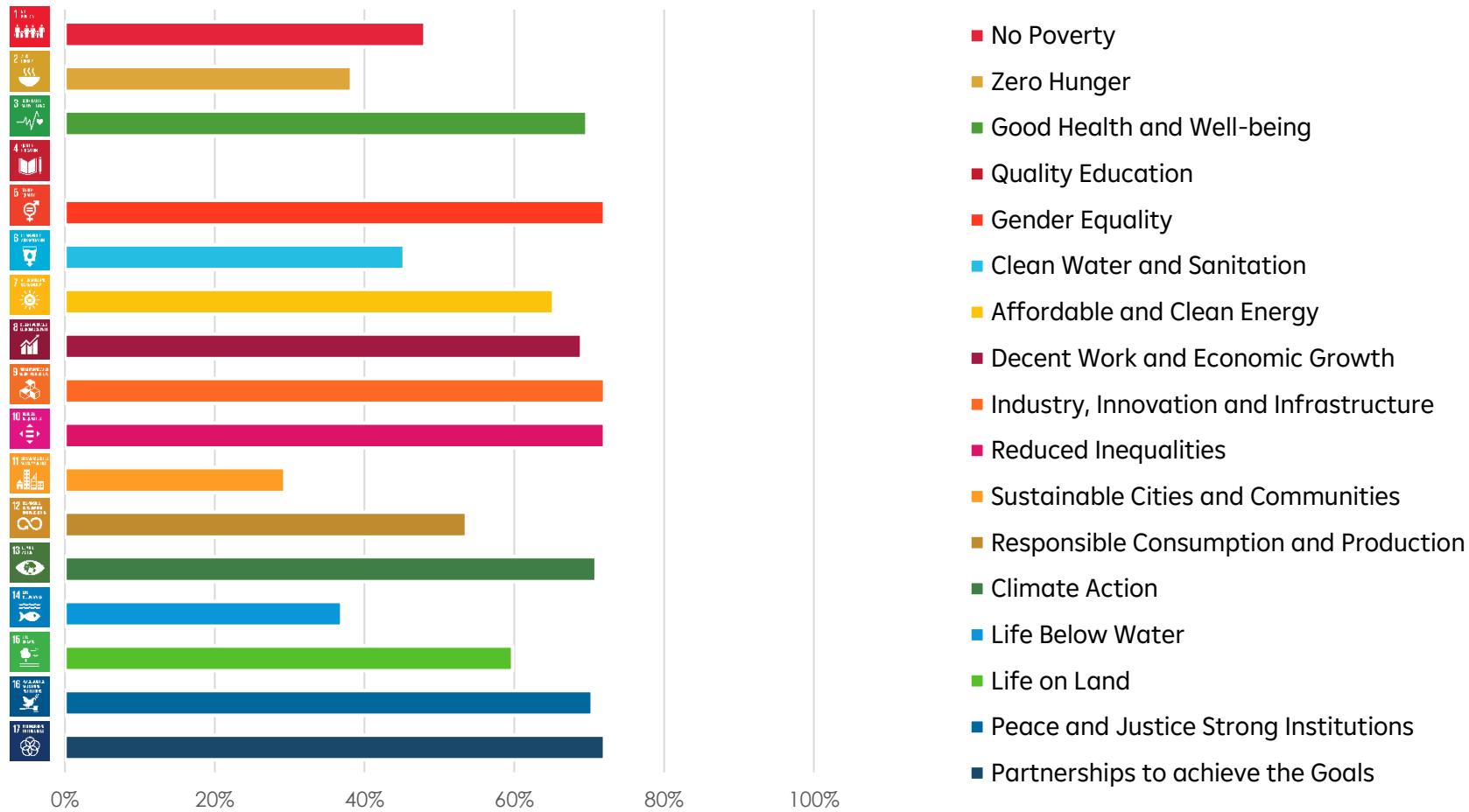
Source: Raiffeisen KAG, ISS-oekom Research (ISS ESG), own calculations based on the SDG contributions of the individual issuers, as of 31 March 2026, 44.14% of the securities assets have been analysed.

Positive Impact Breakdown by SDG



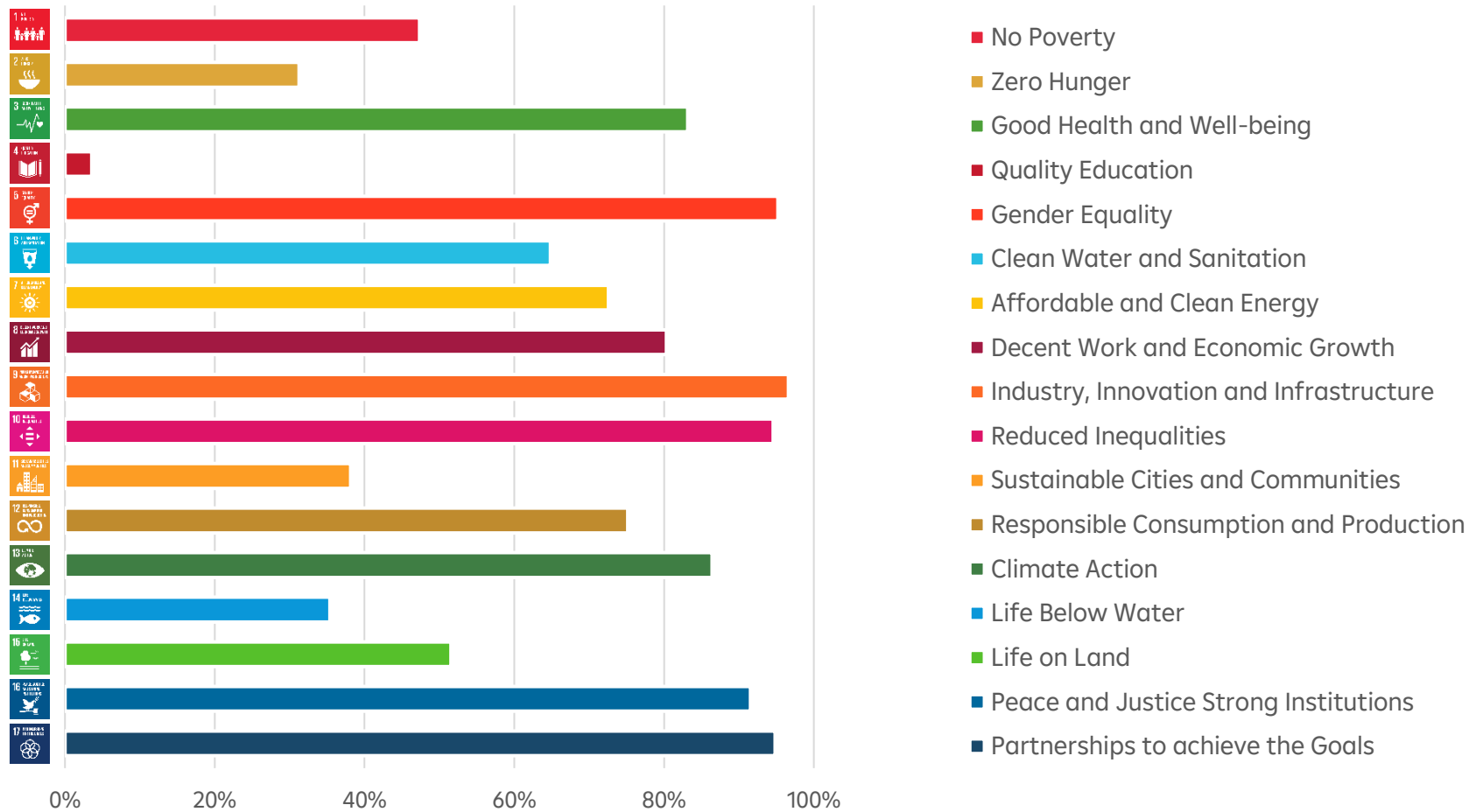
Source: Raiffeisen KAG, ISS-oekom Research (ISS ESG), own calculations based on the SDG contributions of the individual issuers, as of 31 March 2026, 79.76% of the securities assets have been analysed.

Positive impact breakdown by SDG



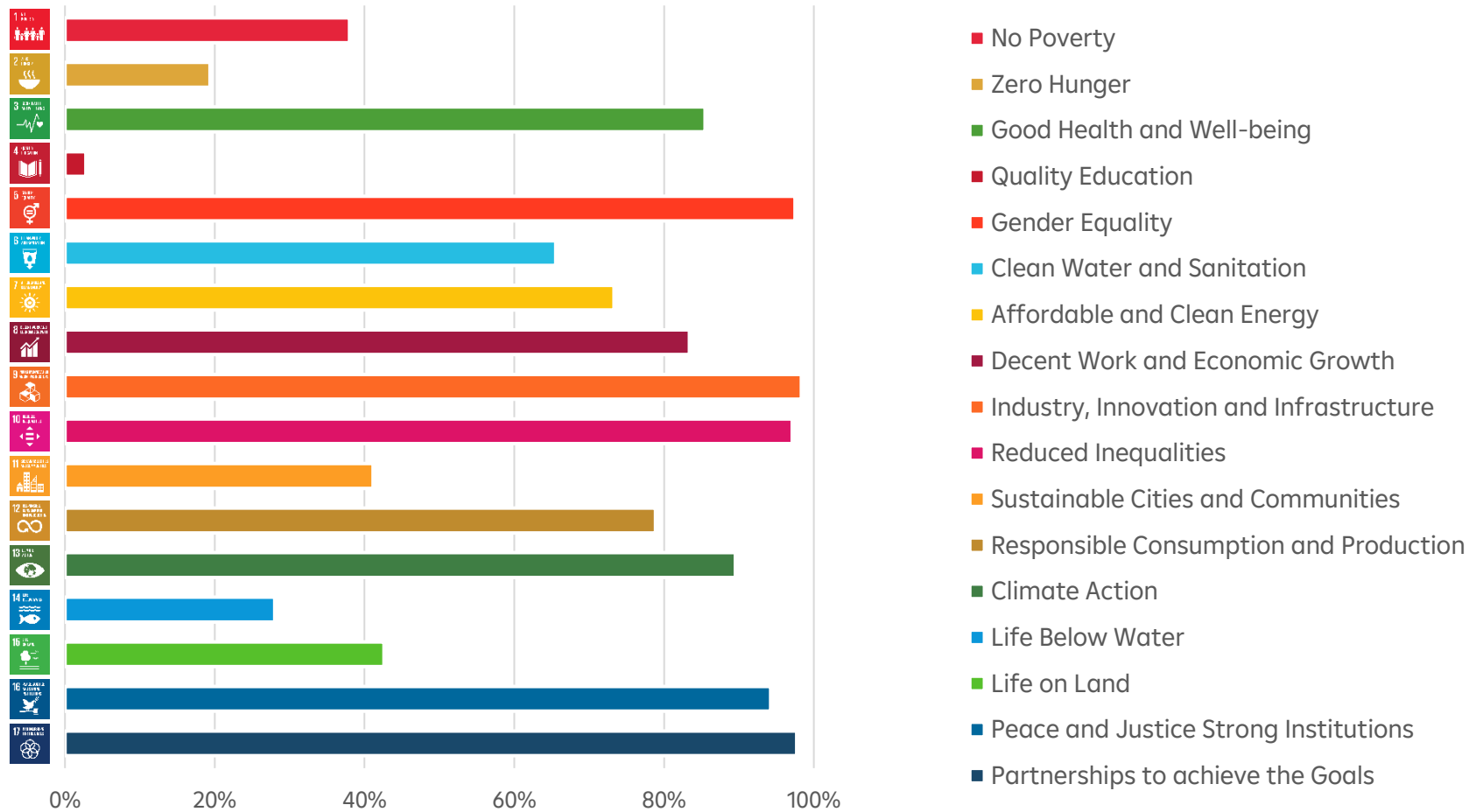
Source: Raiffeisen KAG, ISS-oekom Research (ISS ESG), own calculations based on the SDG contributions of the individual issuers, as of 31 March 2026, 72.07% of the securities assets have been analysed

Positive impact breakdown by SDG



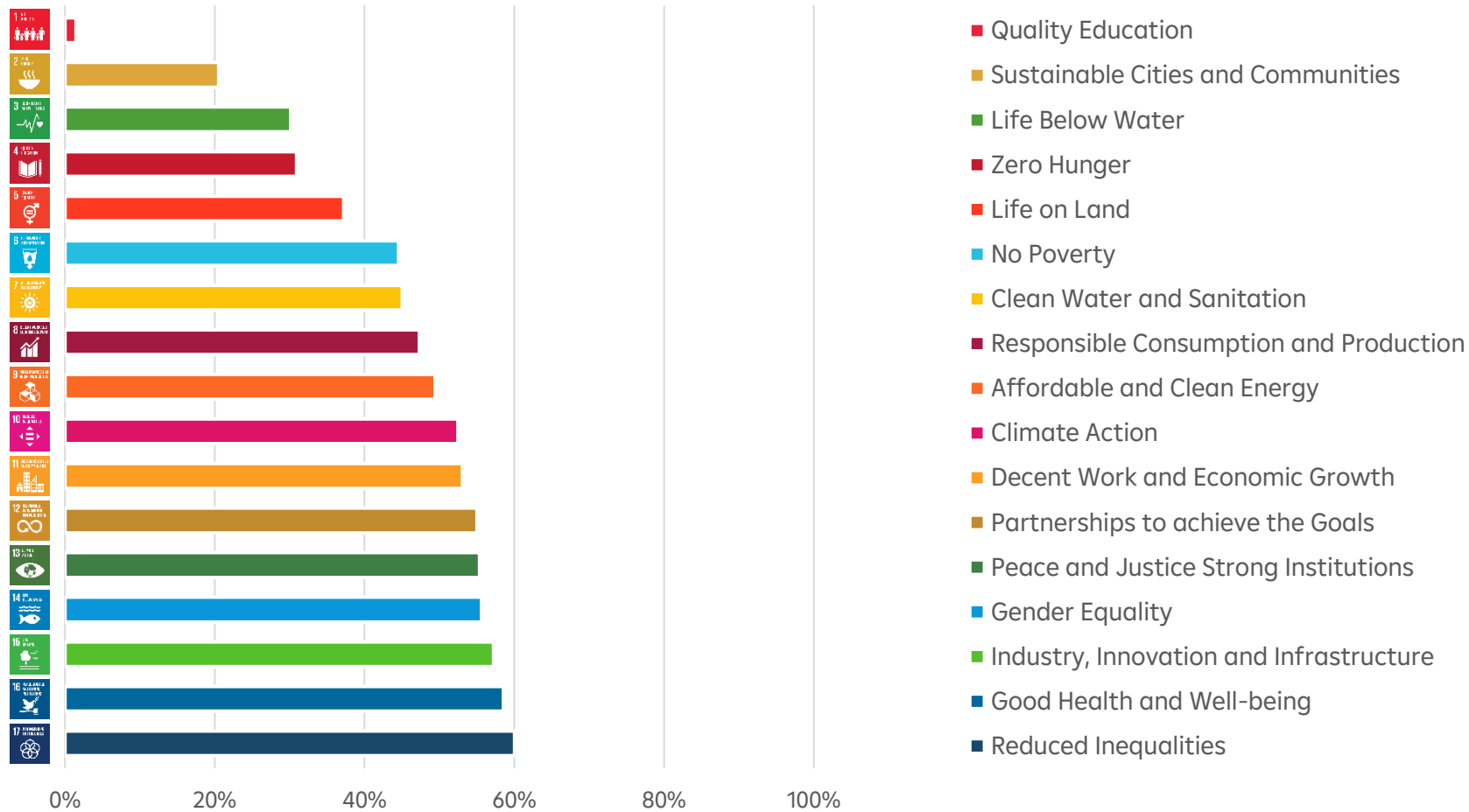
Source: Raiffeisen KAG, ISS-oekom Research (ISS ESG), own calculations based on the SDG contributions of the individual issuers, as of 31 March 2026; 96.61% of the securities assets have been analysed.

Positive impact breakdown by SDG



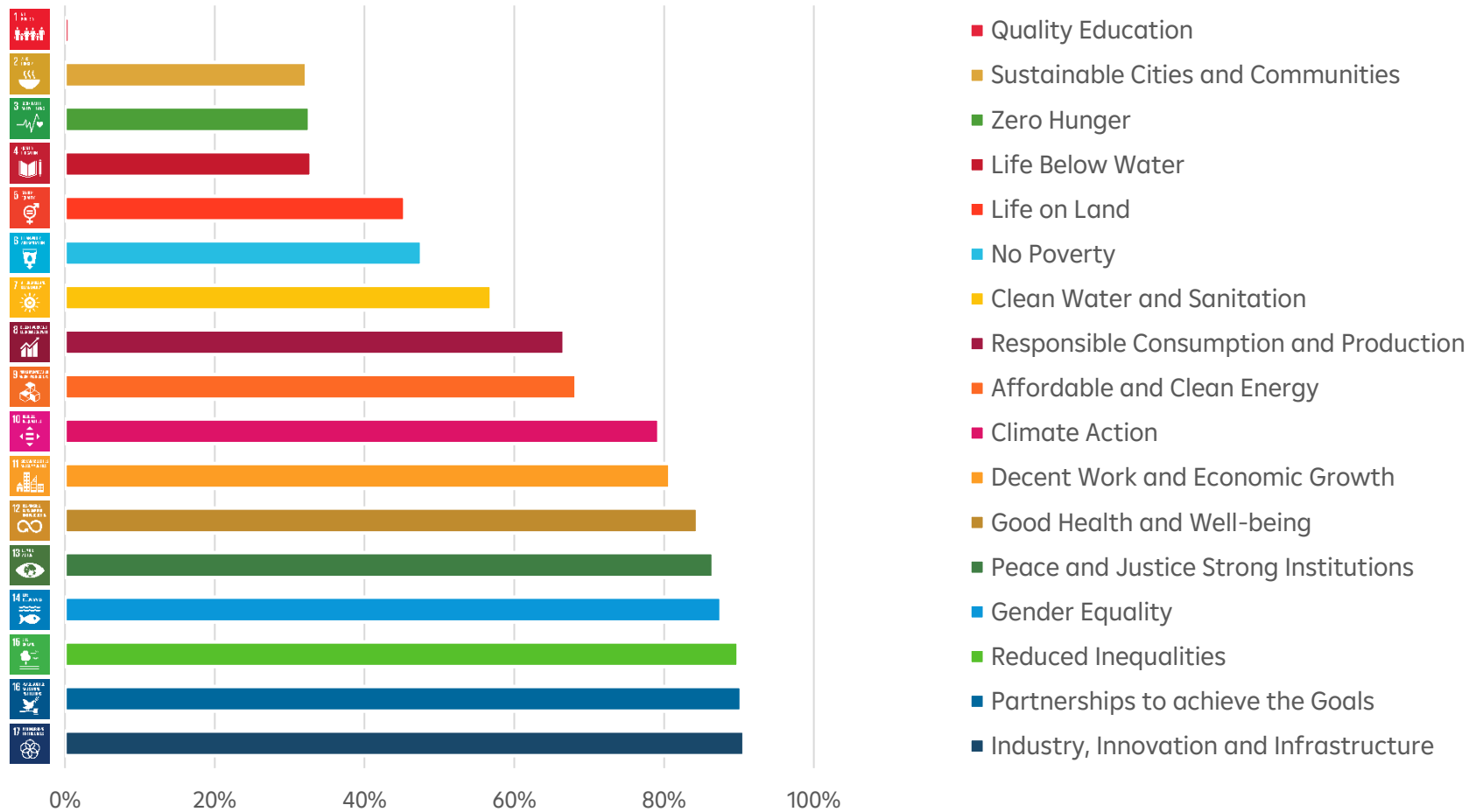
Source: Raiffeisen KAG, ISS-oekom Research (ISS ESG), own calculations based on the SDG contributions of the individual issuers, as of 31 March 2026, 98.33% of the securities assets have been analysed.

Positive impact breakdown by SDG



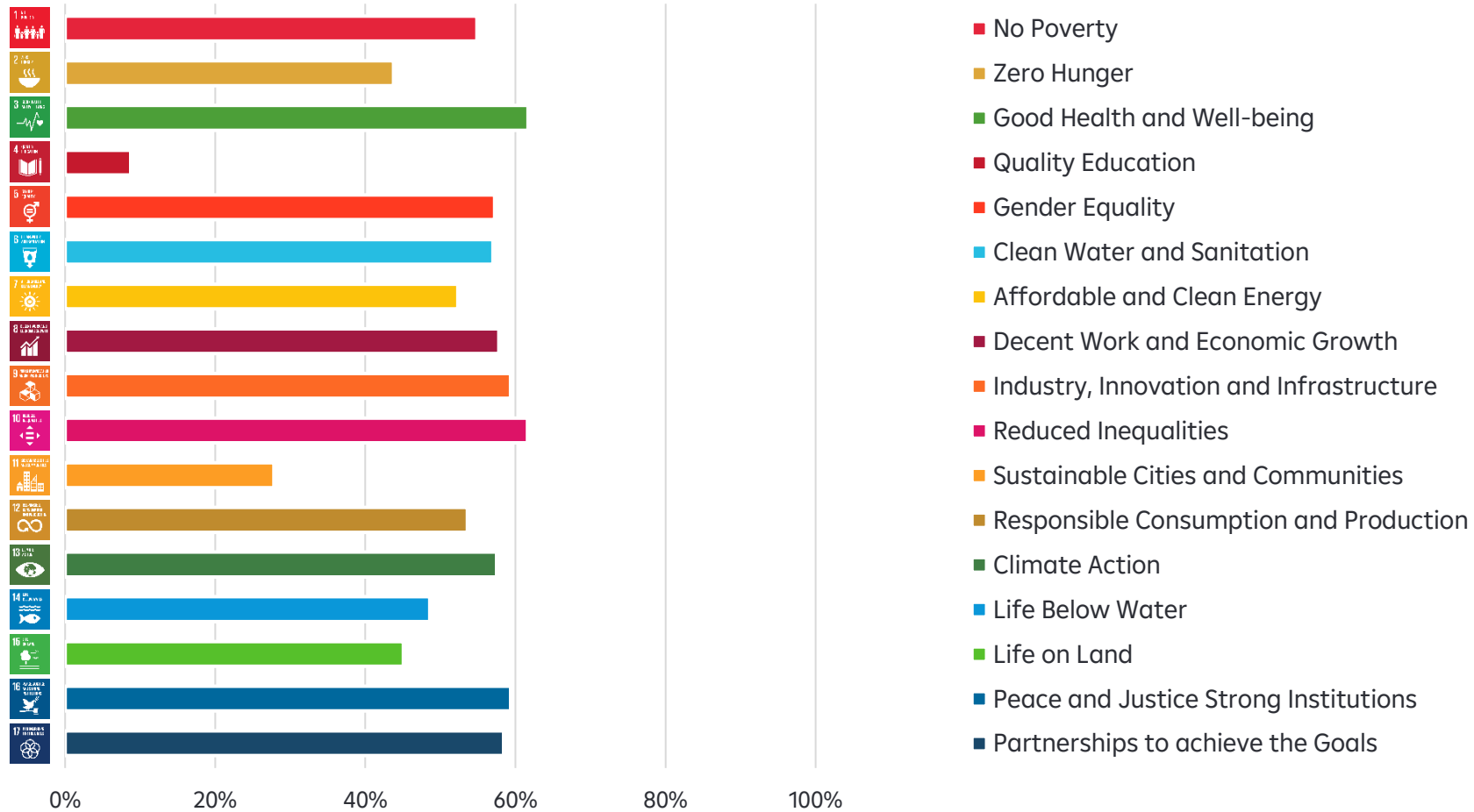
Source: Raiffeisen KAG, ISS-oekom Research (ISS ESG), own calculations based on the SDG contributions of the individual issuers, as of 31 March 2026, 61.38% of the securities assets have been analysed

Positive impact breakdown by SDG



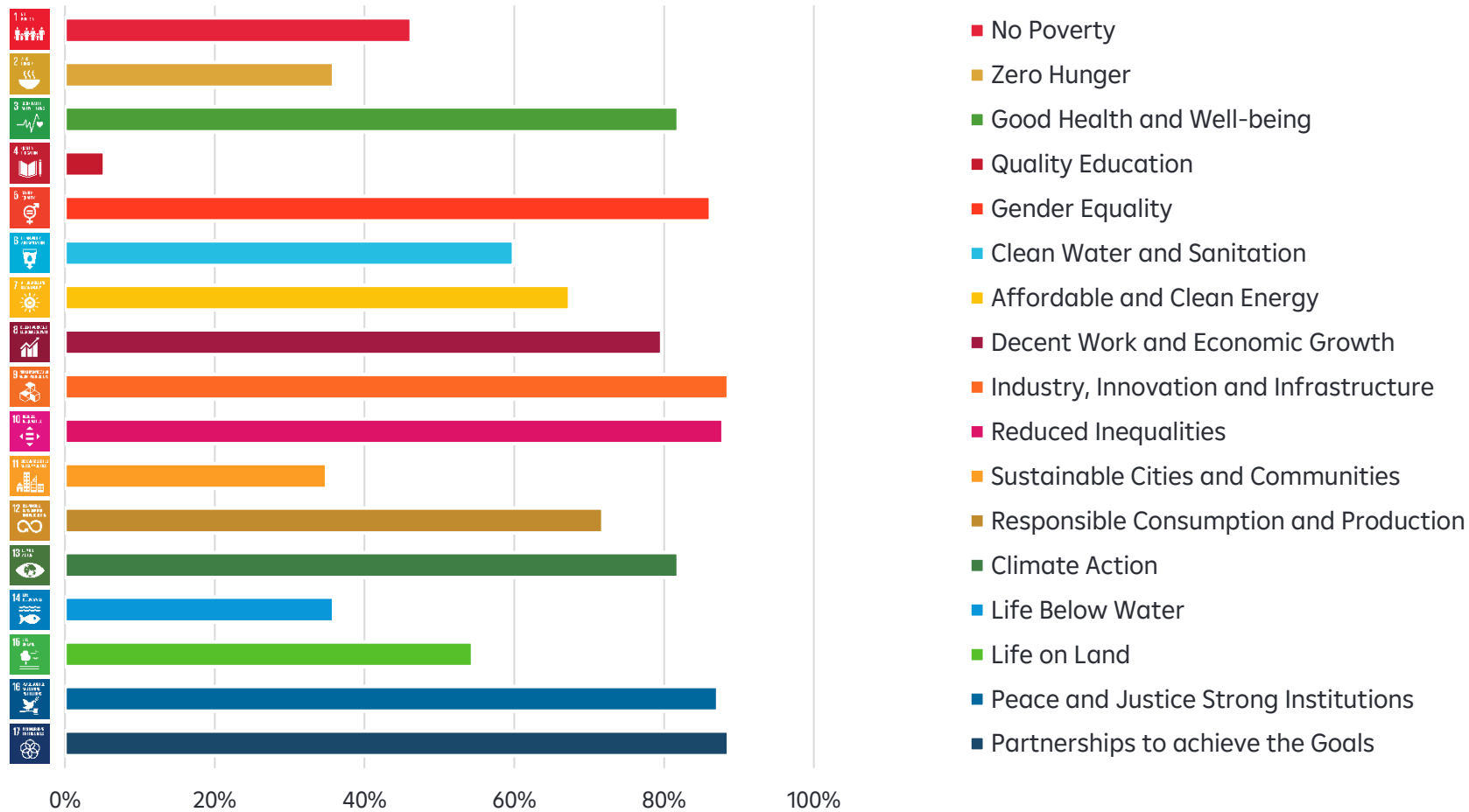
Source: Raiffeisen KAG, ISS-oekom Research (ISS ESG), own calculations based on the SDG contributions of the individual issuers, as of 31 March 2026, 90.67% of the securities assets have been analysed.

Positive impact breakdown by SDG



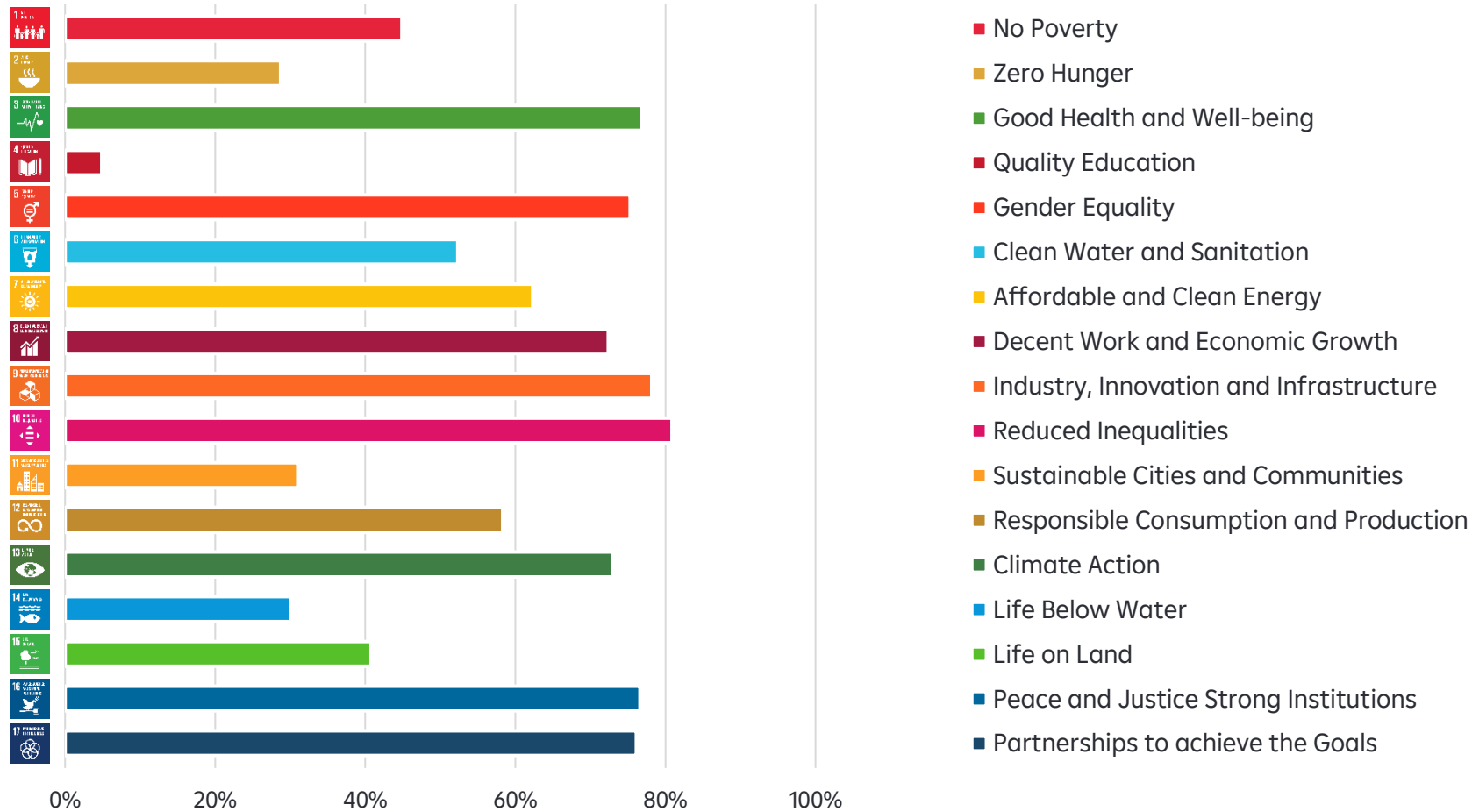
Source: Raiffeisen KAG, ISS-oekom Research (ISS ESG), own calculations based on the SDG contributions of the individual issuers, as of 31 March 2026, 62.67% of the securities assets have been analysed.

Positive impact breakdown by SDG



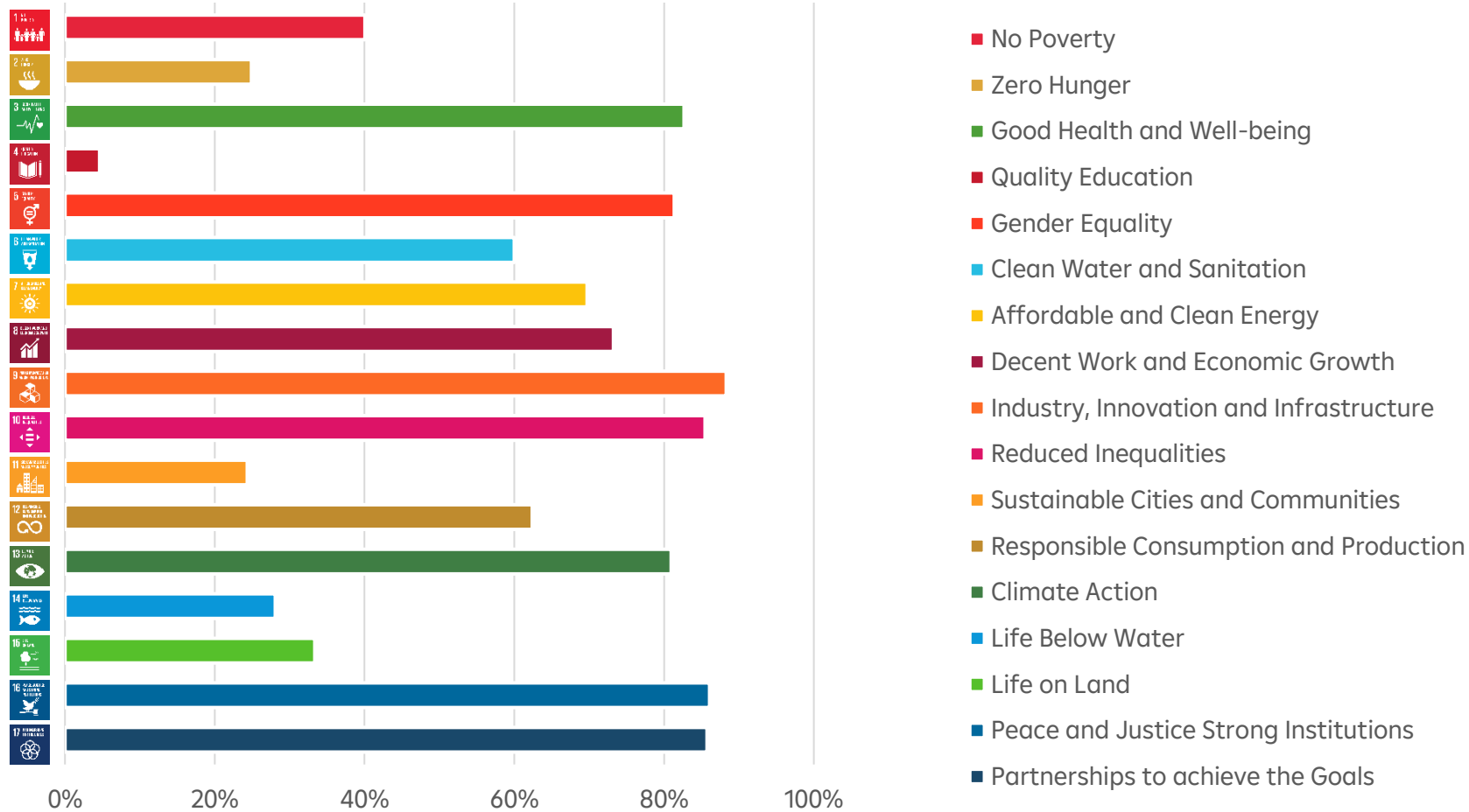
Source: Raiffeisen KAG, ISS-oekom Research (ISS ESG), own calculations based on the SDG contributions of the individual issuers, as of 31 March 2026, 88.57% of the securities assets have been analysed.

Positive impact breakdown by SDG



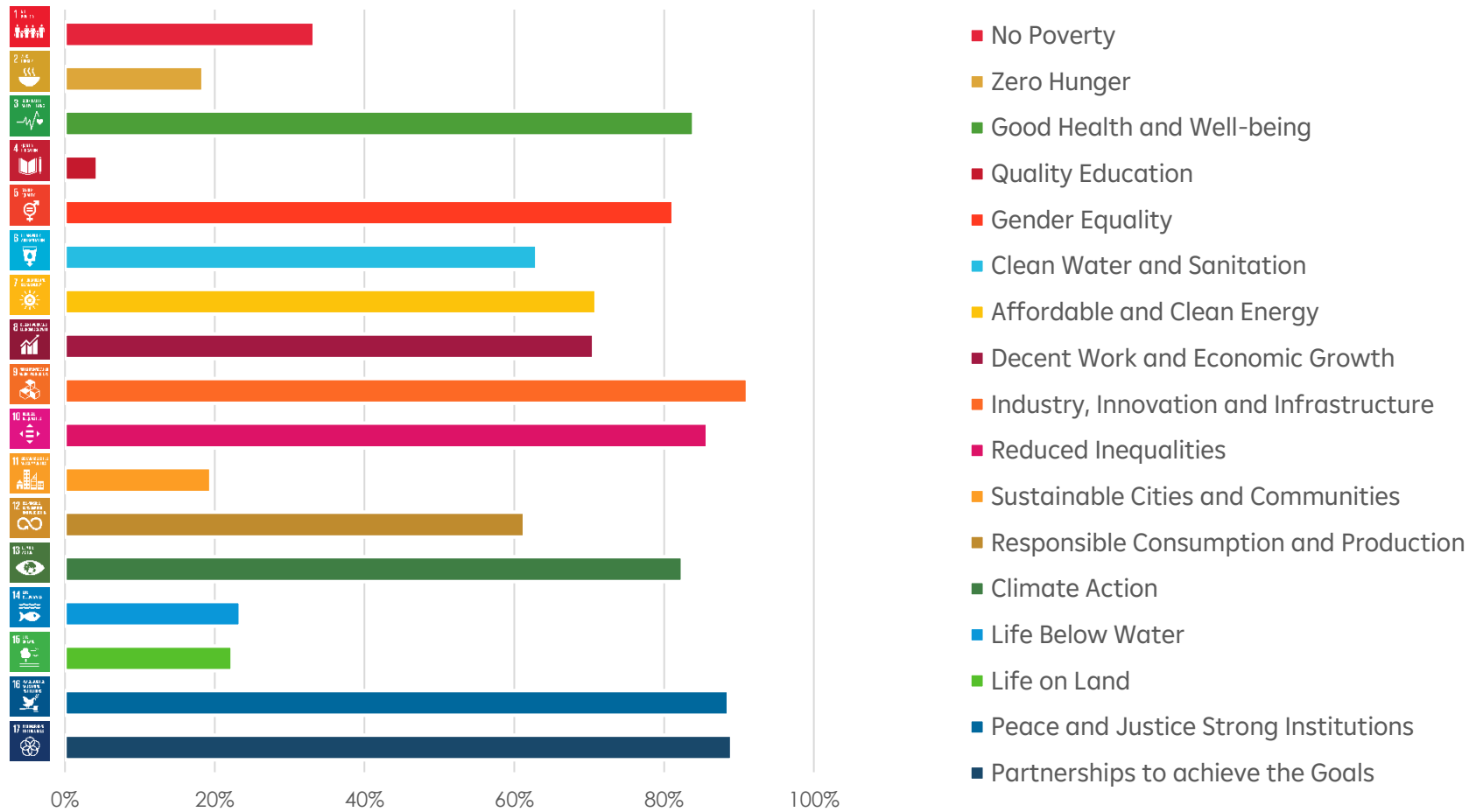
Source: Raiffeisen KAG, ISS-oekom Research (ISS ESG), own calculations based on the SDG contributions of the individual issuers, as of 31 March 2026, 83.01% of the securities assets have been analysed.

Positive impact breakdown by SDG



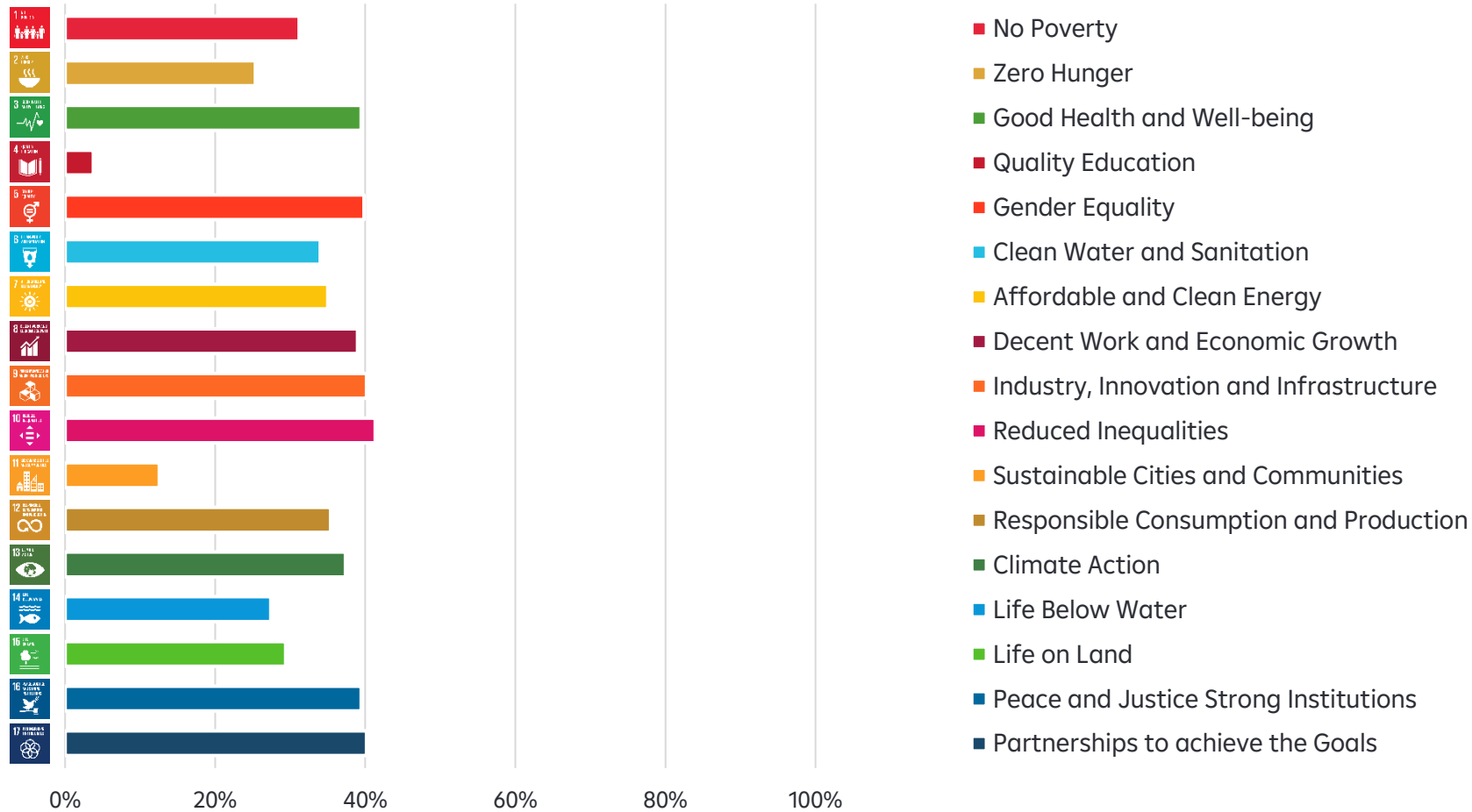
Source: Raiffeisen KAG, ISS-oekom Research (ISS ESG), own calculations based on the SDG contributions of the individual issuers, as of 31 March 2026, 90.29% of the securities assets have been analysed.

Positive impact breakdown by SDG



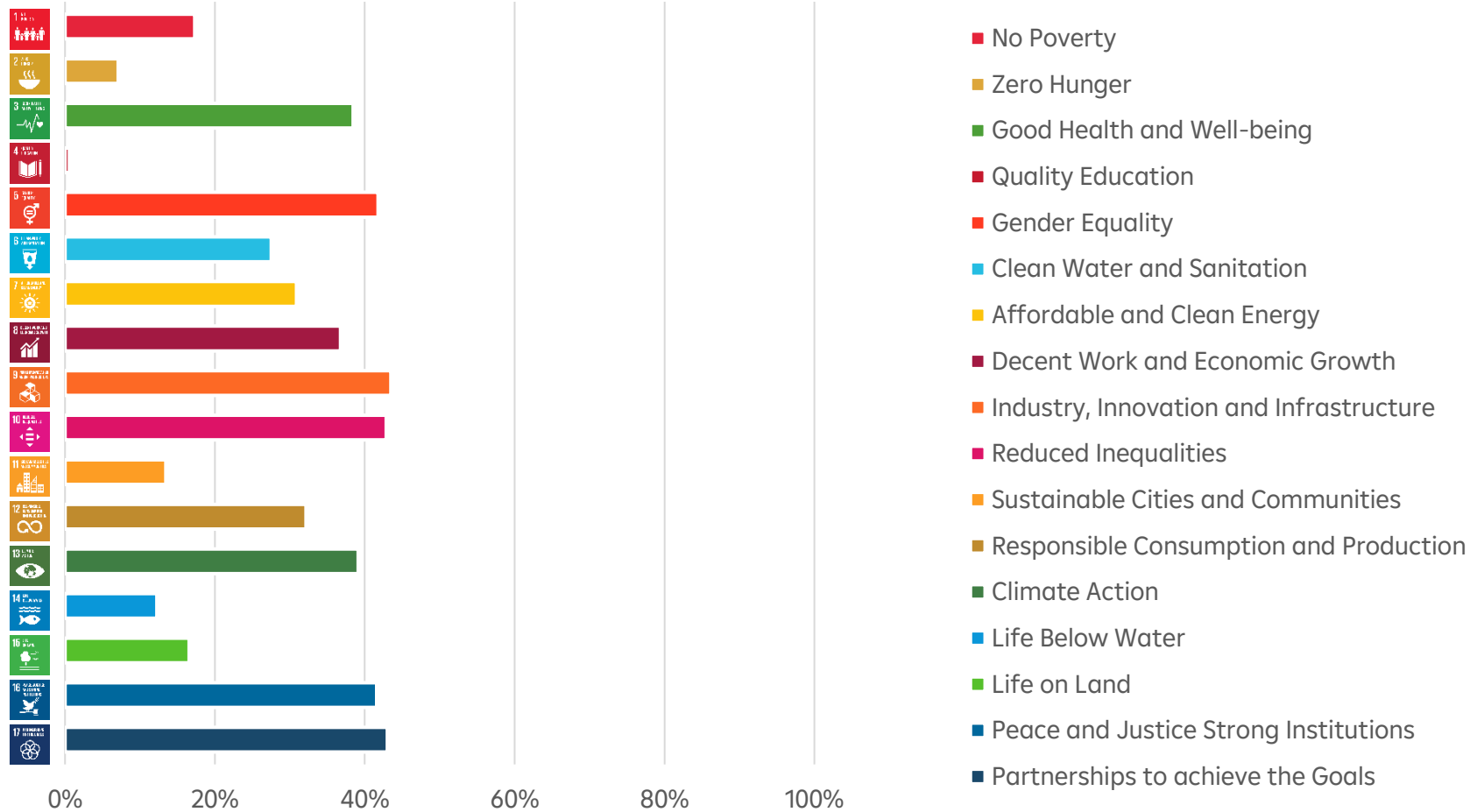
Source: Raiffeisen KAG, ISS-oekom Research (ISS ESG), own calculations based on the SDG contributions of the individual issuers, as of 31 March 2026, 92.27% of the securities assets have been analysed.

Positive impact breakdown by SDG



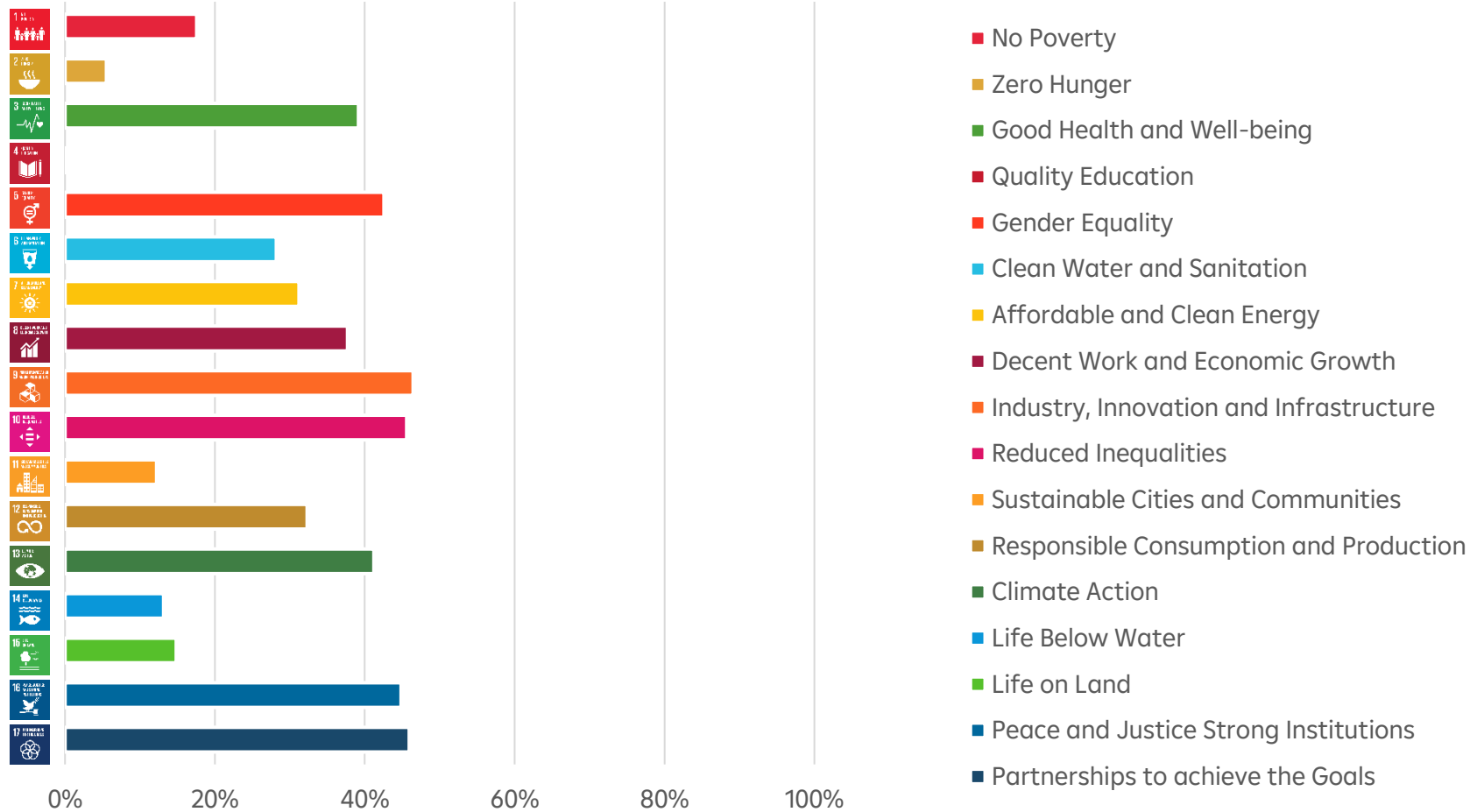
Source: Raiffeisen KAG, ISS-oekom Research (ISS ESG), own calculations based on the SDG contributions of the individual issuers, as of 31 March 2026, 41.48% of the securities assets have been analysed.

Positive impact breakdown by SDG



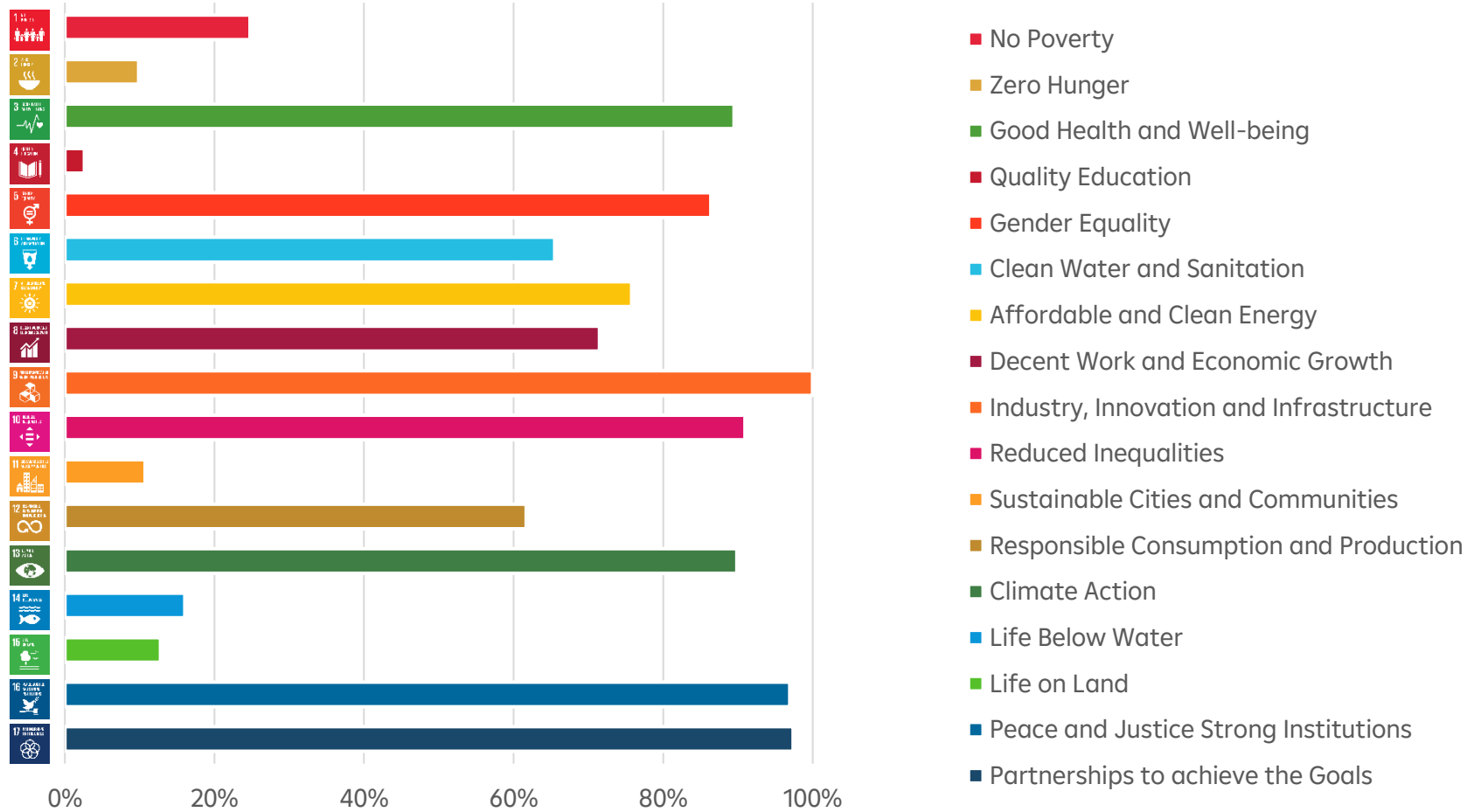
Source: Raiffeisen KAG, ISS-oekom Research (ISS ESG), own calculations based on the SDG contributions of the individual issuers, as of 31 March 2026, 43.49% of the securities assets have been analysed.

Positive impact breakdown by SDG



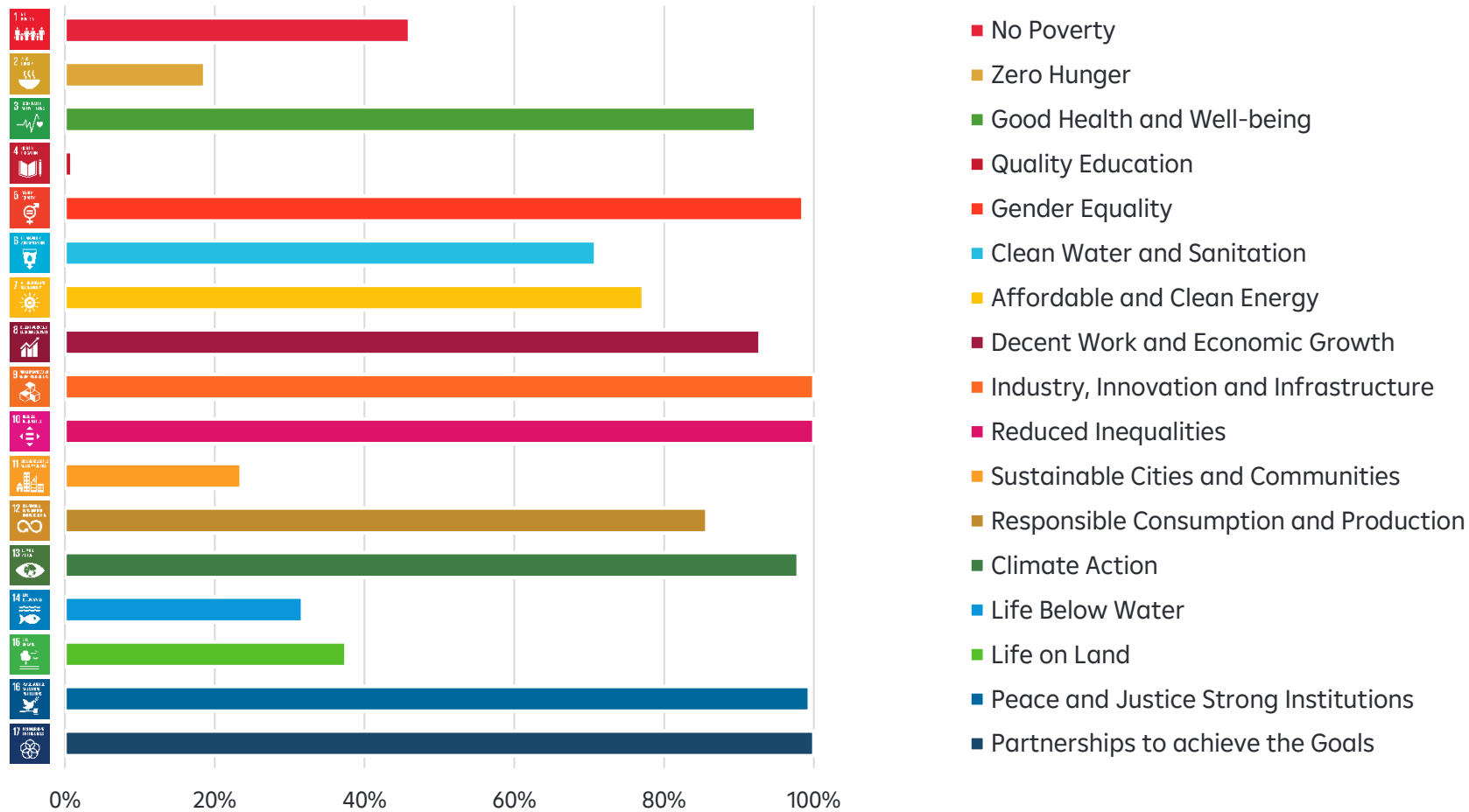
Source: Raiffeisen KAG, ISS-oekom Research (ISS ESG), own calculations based on the SDG contributions of the individual issuers, as of 31 March 2026, 41.07% of the securities assets have been analysed.

Positive impact breakdown by SDG



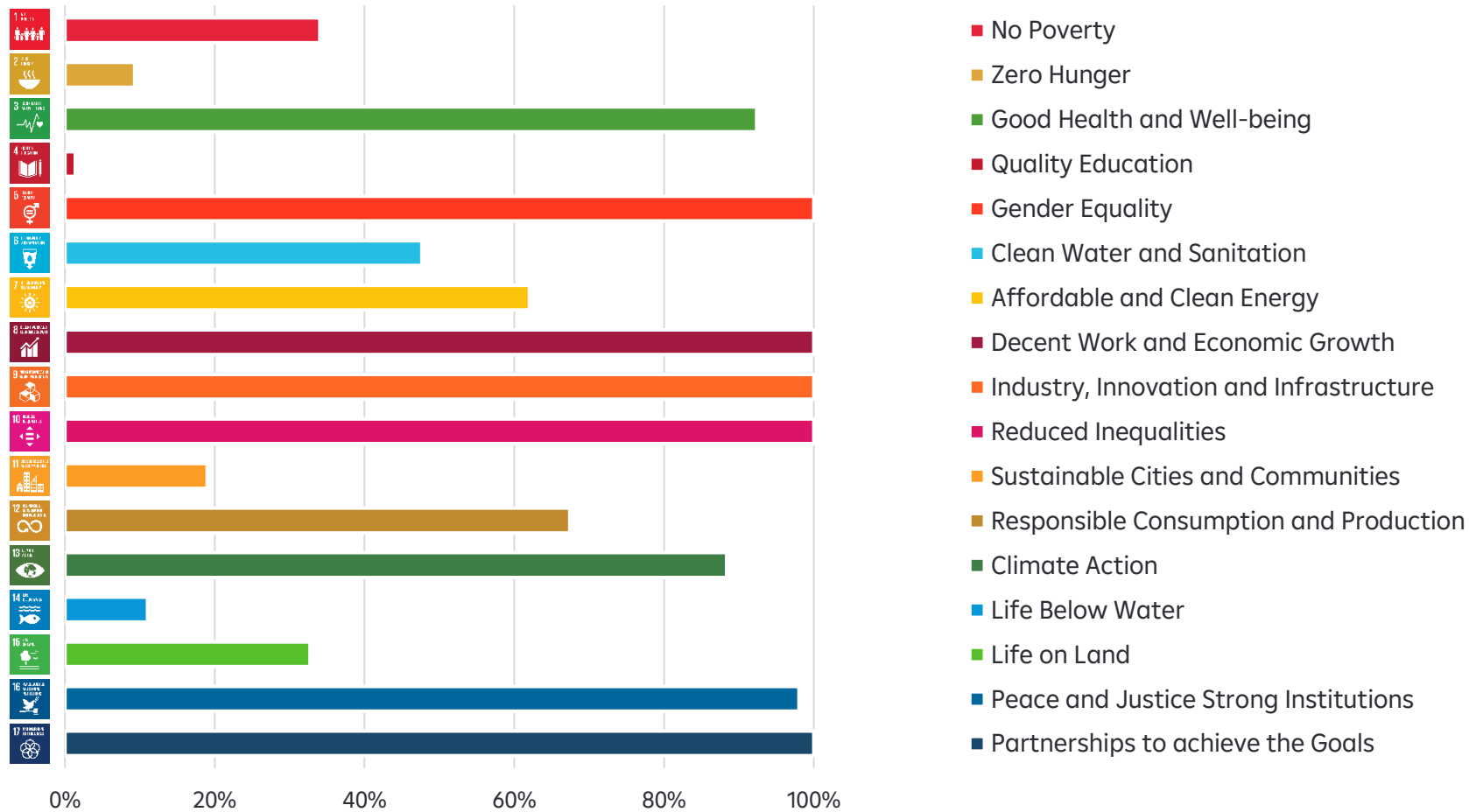
Source: Raiffeisen KAG, ISS-oekom Research (ISS ESG), own calculations based on the SDG contributions of the individual issuers, as of 31 March 2026, 99.99% of the securities assets have been analysed

Positive impact breakdown by SDG



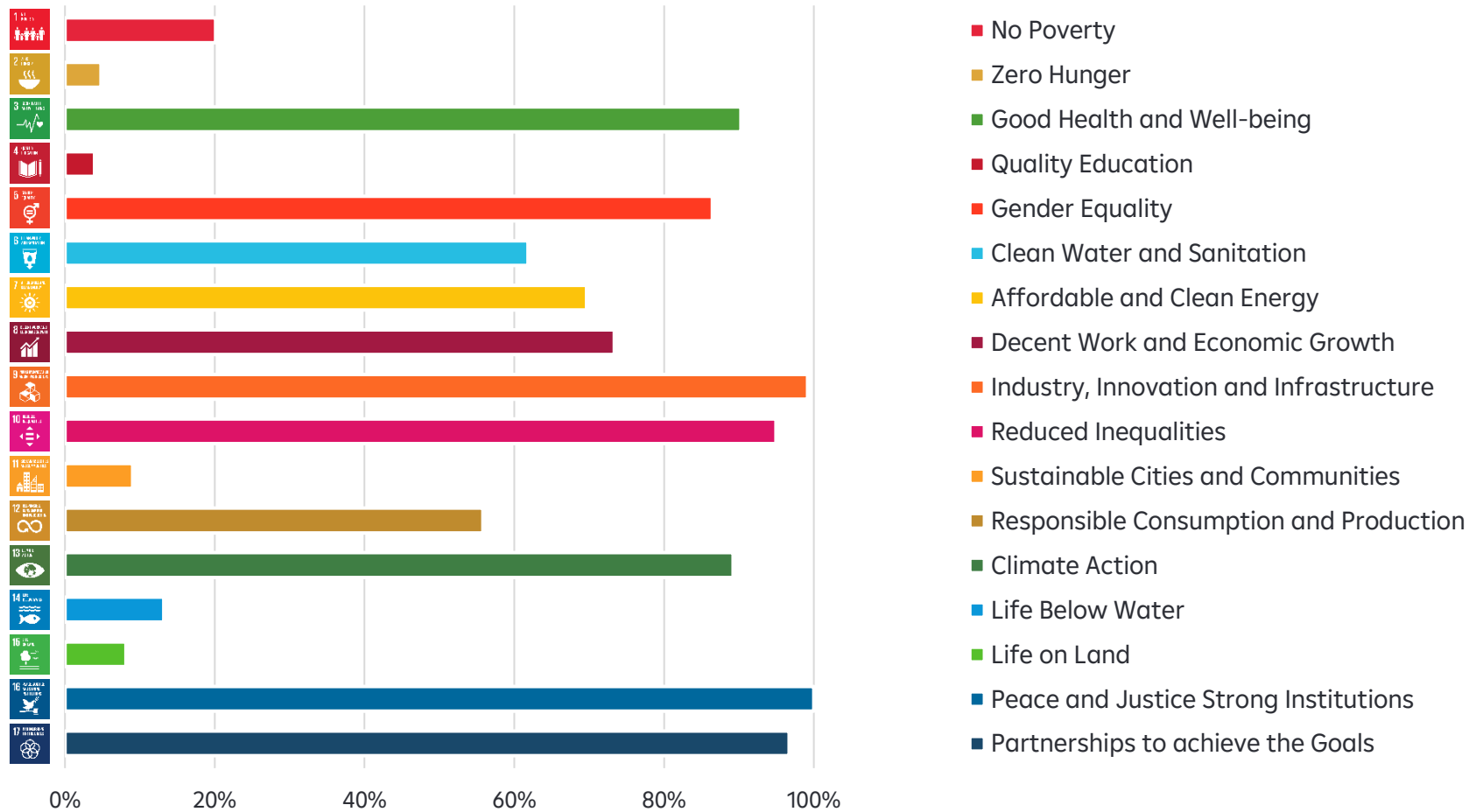
Source: Raiffeisen KAG, ISS-oekom Research (ISS ESG), own calculations based on the SDG contributions of the individual issuers, as of 31 March 2026, 100% of the securities assets have been analysed

Positive impact breakdown by SDG



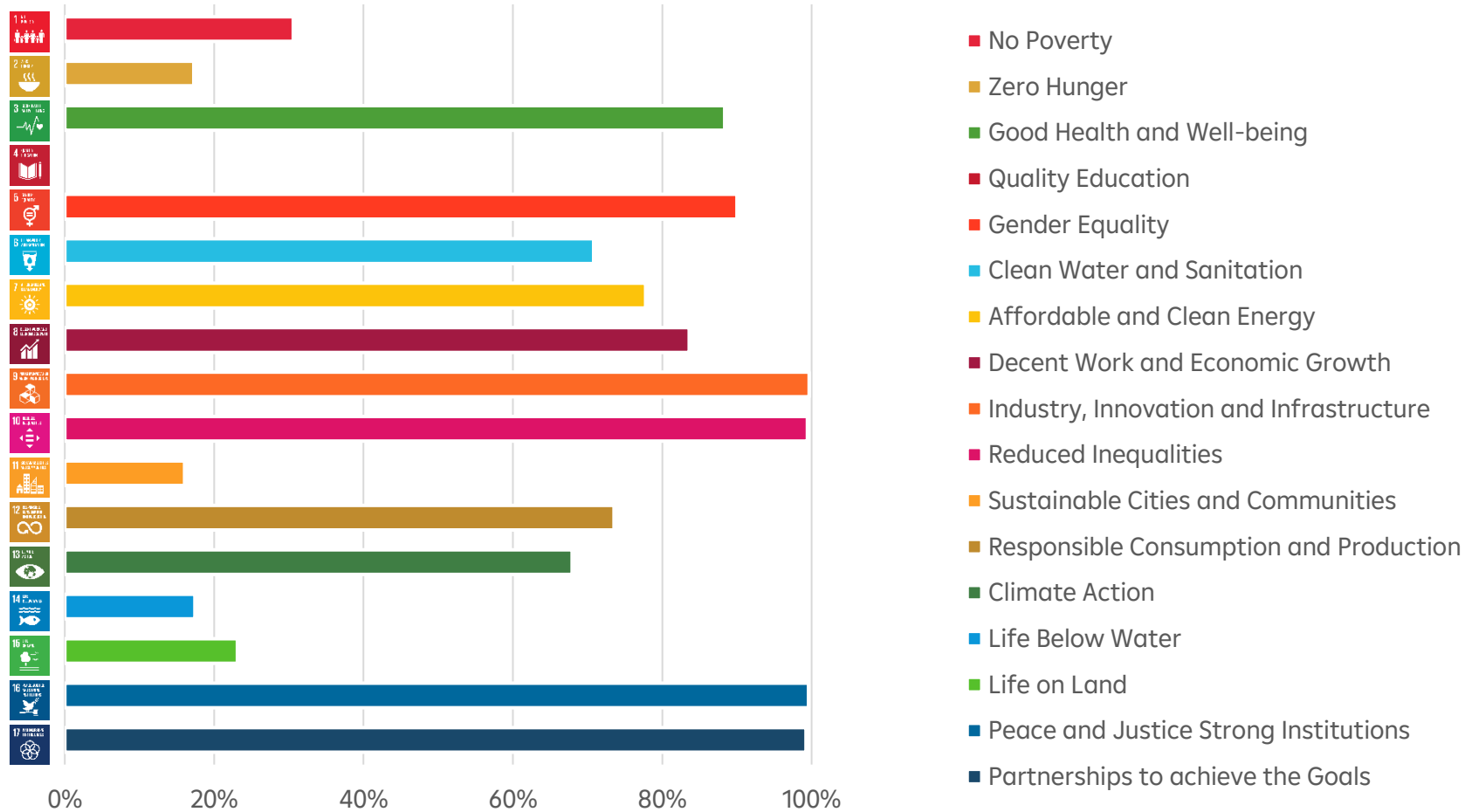
Source: Raiffeisen KAG, ISS-oekom Research (ISS ESG), own calculations based on the SDG contributions of the individual issuers, as of 31 March 2026, 100% of the securities assets have been analysed

Positive impact breakdown by SDG



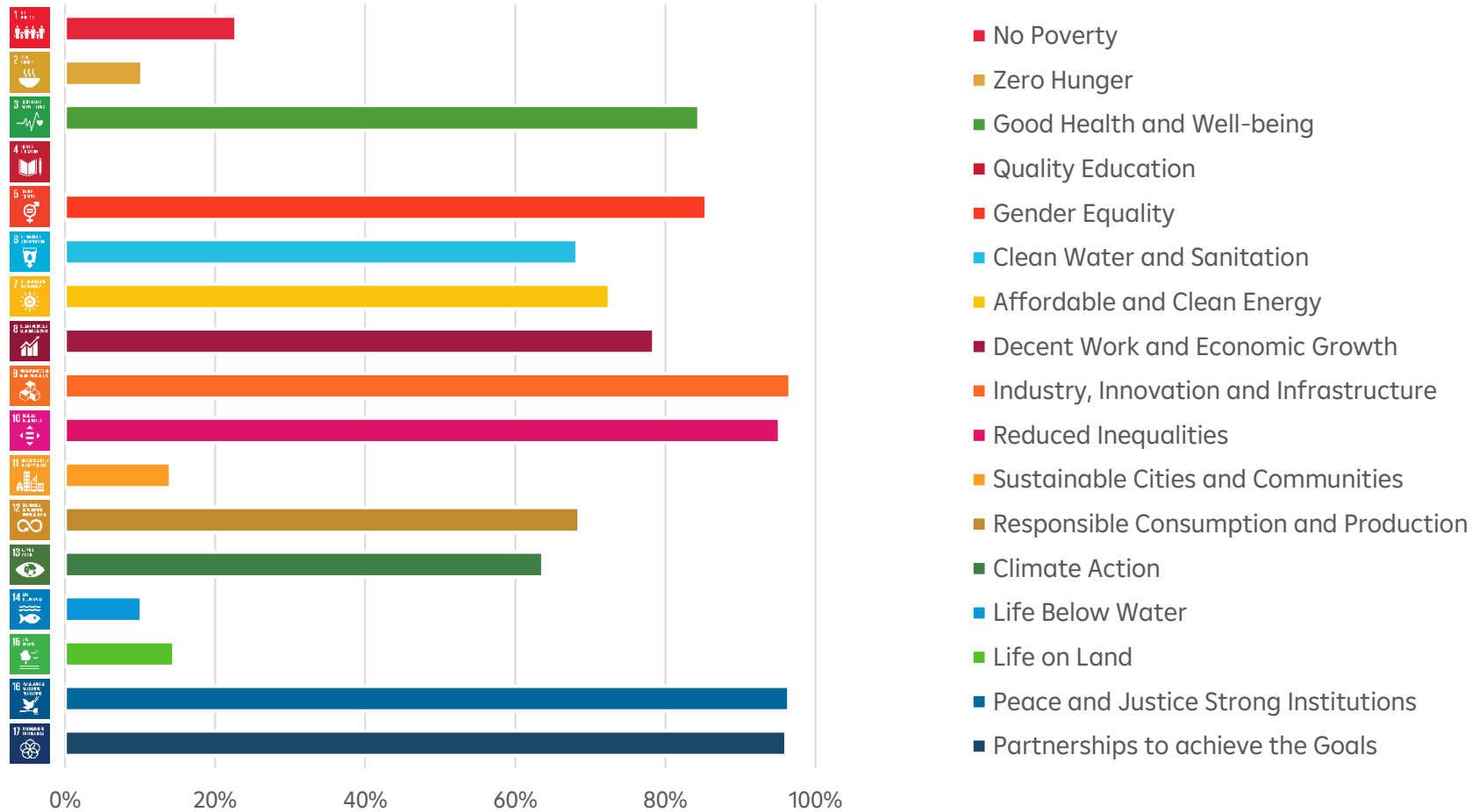
Source: Raiffeisen KAG, ISS-oekom Research (ISS ESG), own calculations based on the SDG contributions of the individual issuers, as of 31 March 2026, 100% of the securities assets have been analysed.

Positive impact breakdown by SDG



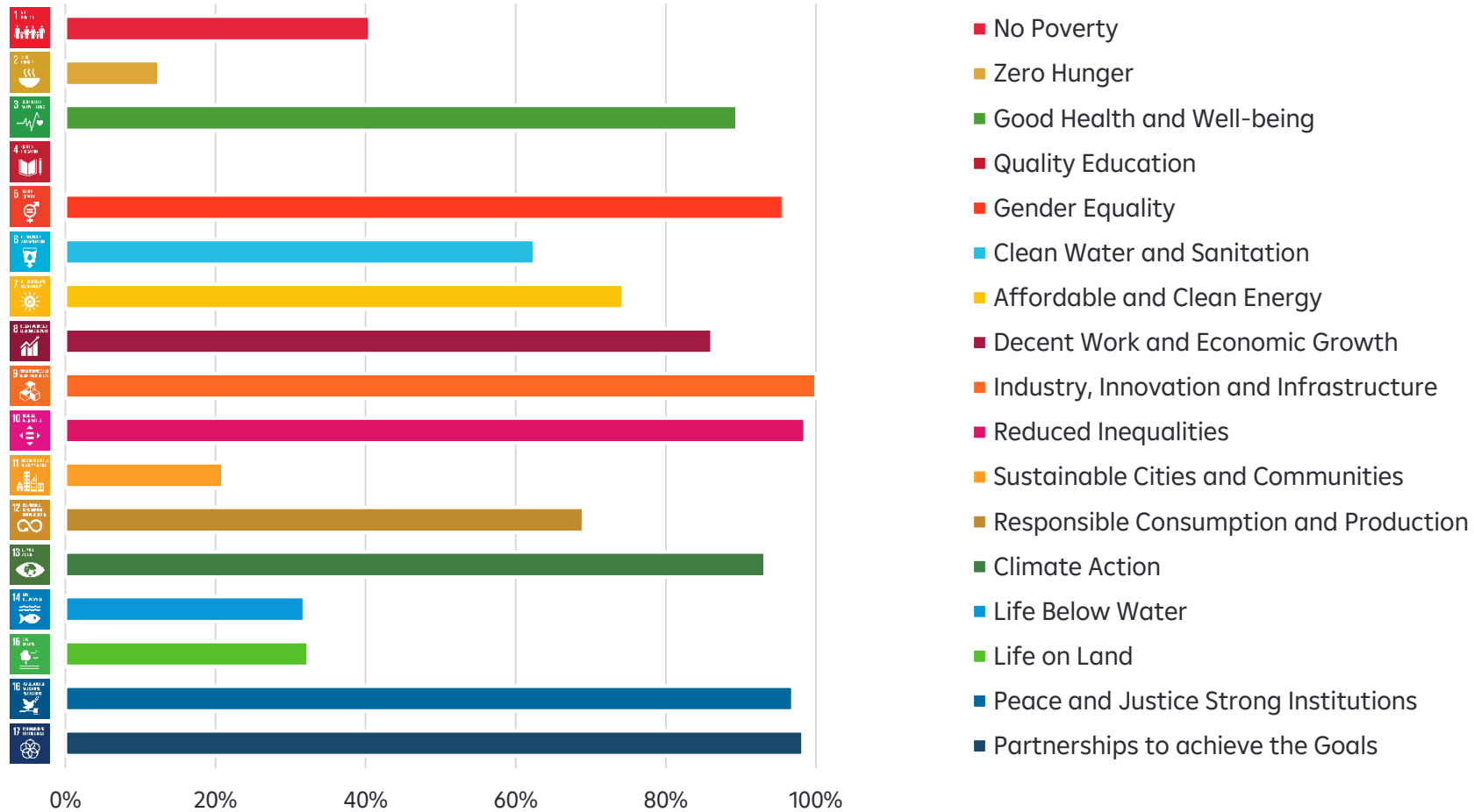
Source: Raiffeisen KAG, ISS-oekom Research (ISS ESG), own calculations based on the SDG contributions of the individual issuers, as of 31 March 2026, 100% of the securities assets have been analysed.

Positive impact breakdown by SDG



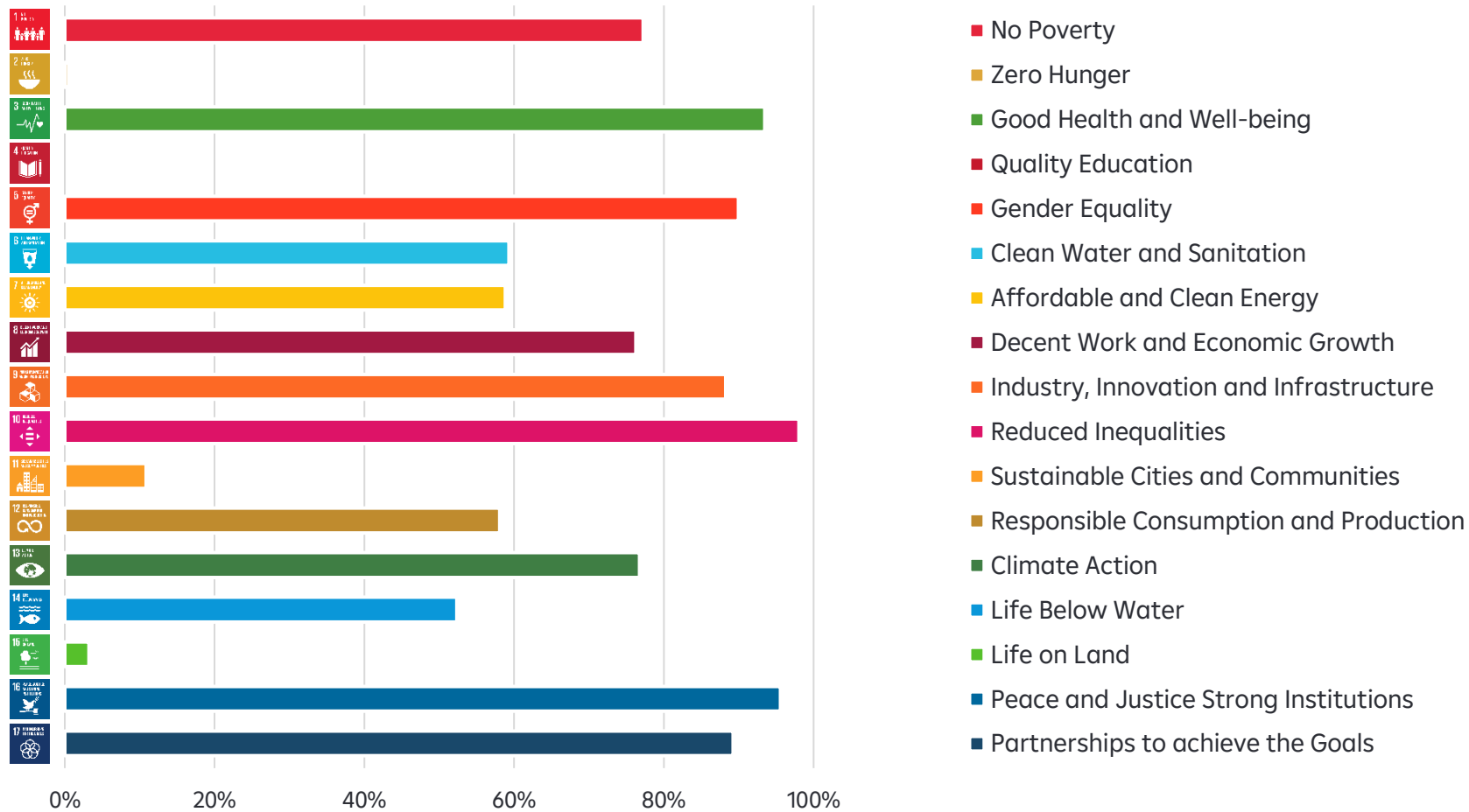
Source: Raiffeisen KAG, ISS-oekom Research (ISS ESG), own calculations based on the SDG contributions of the individual issuers, as of 31 March 2026, 96.94% of the securities assets have been analysed.

Positive impact breakdown by SDG



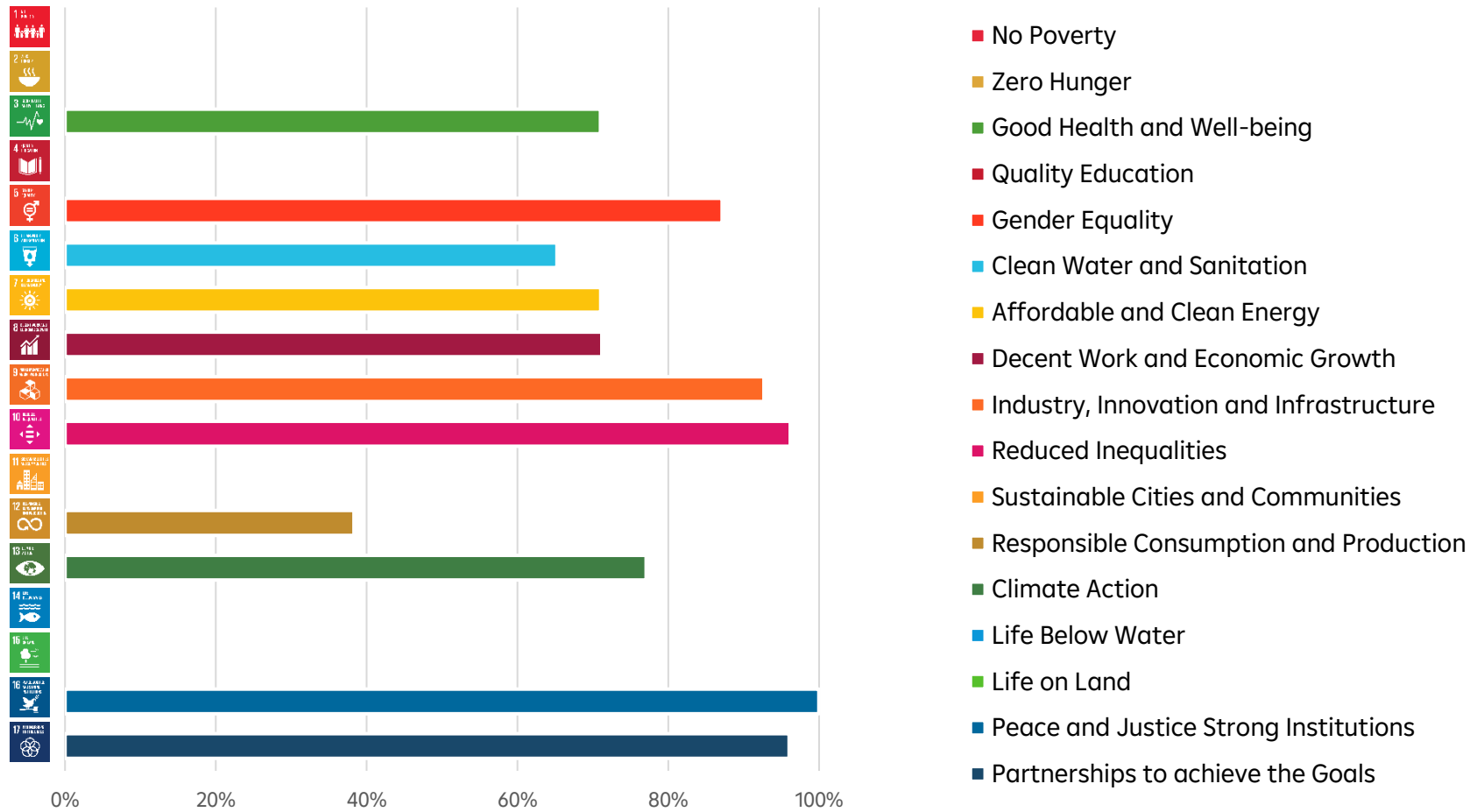
Source: Raiffeisen KAG, ISS-oekom Research (ISS ESG), own calculations based on the SDG contributions of the individual issuers, as of 31 March 2026, 100% of the securities assets have been analysed.

Positive Impact Breakdown by SDG



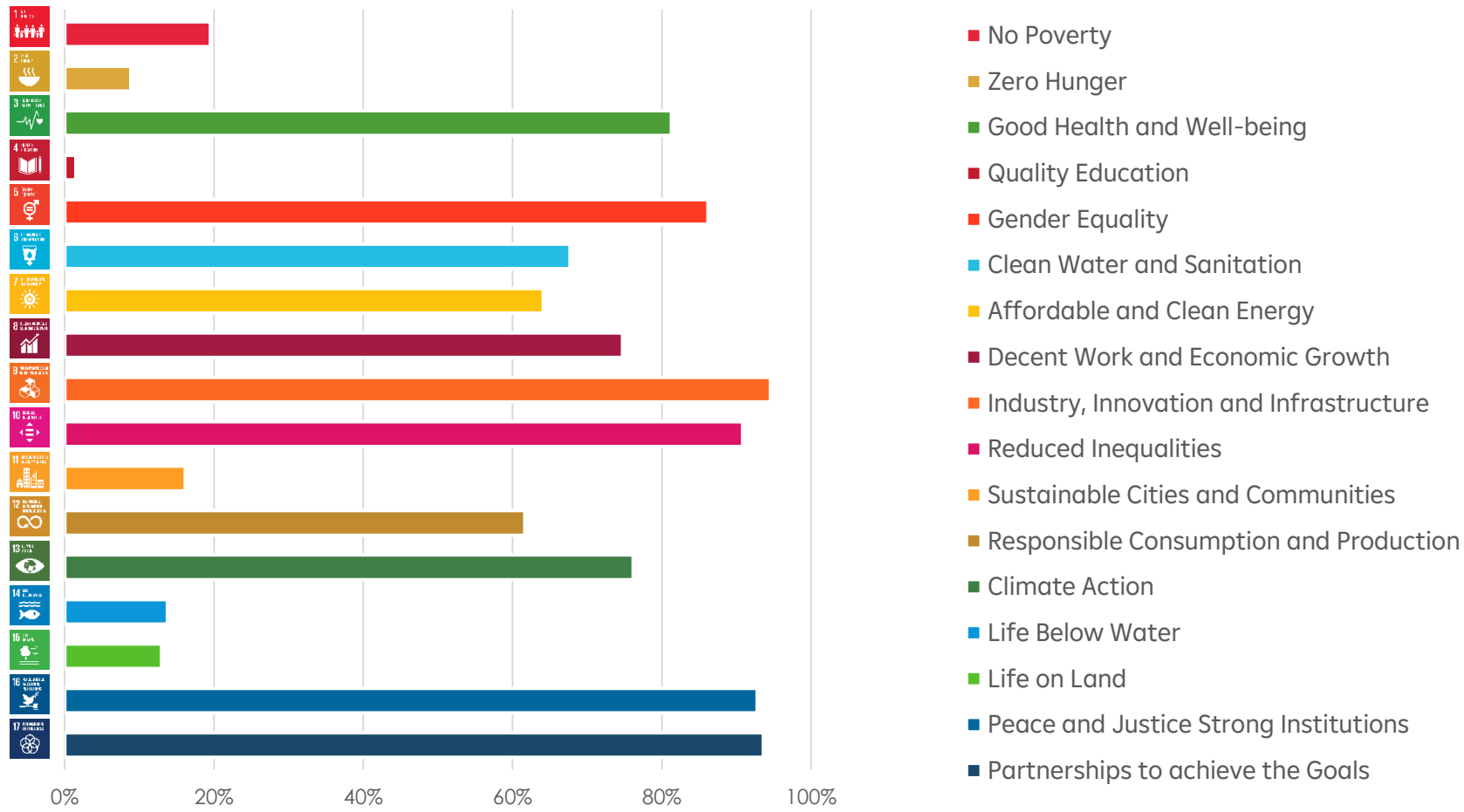
Source: Raiffeisen KAG, ISS-oekom Research (ISS ESG), own calculations based on the SDG contributions of the individual issuers, as of 31 March 2026, 98.05% of the securities assets have been analysed.

Positive impact breakdown by SDG



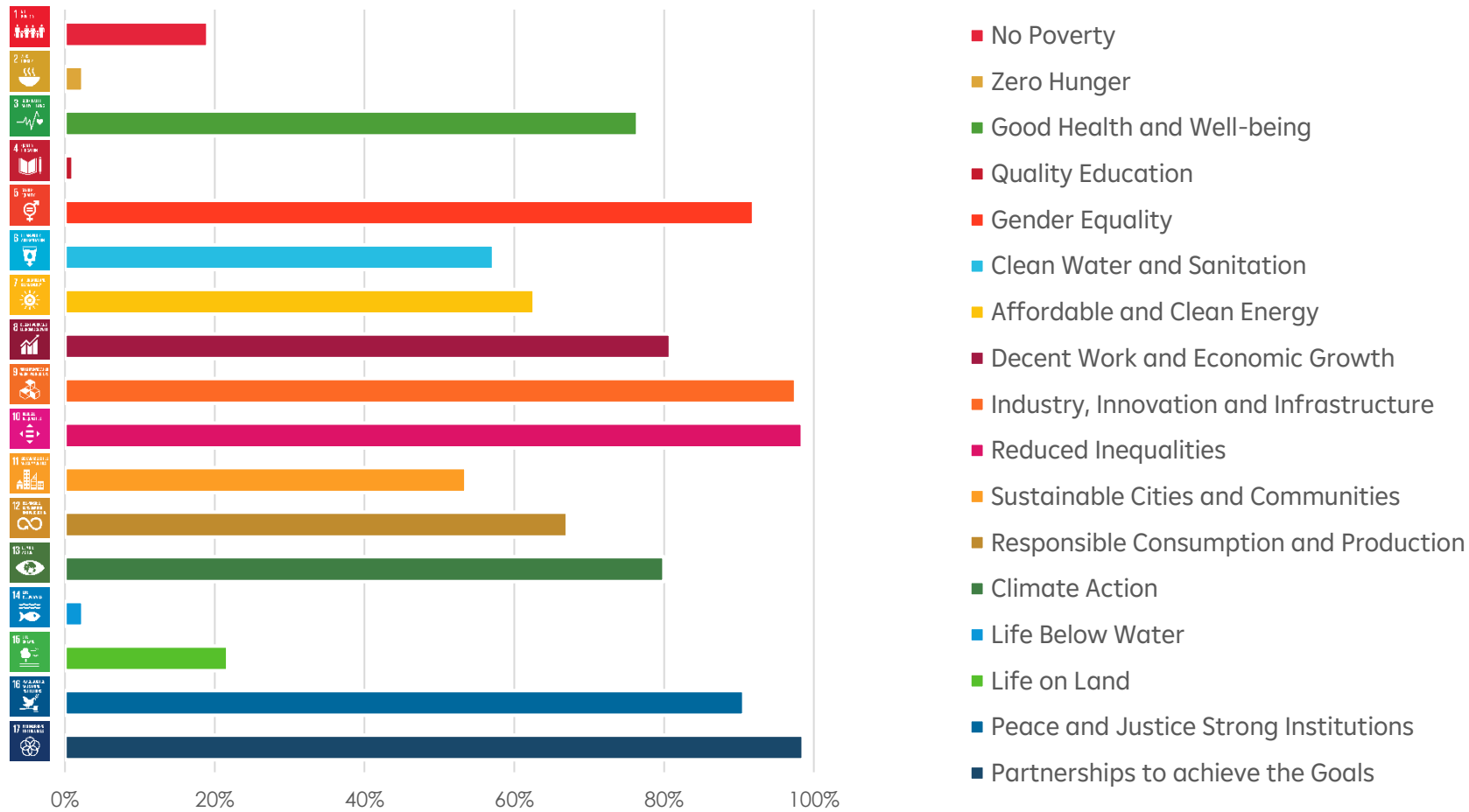
Source: Raiffeisen KAG, ISS-oekom Research (ISS ESG), own calculations based on the SDG contributions of the individual issuers, as of 31 March 2026, 99.97% of the securities assets have been analysed.

Positive impact breakdown by SDG



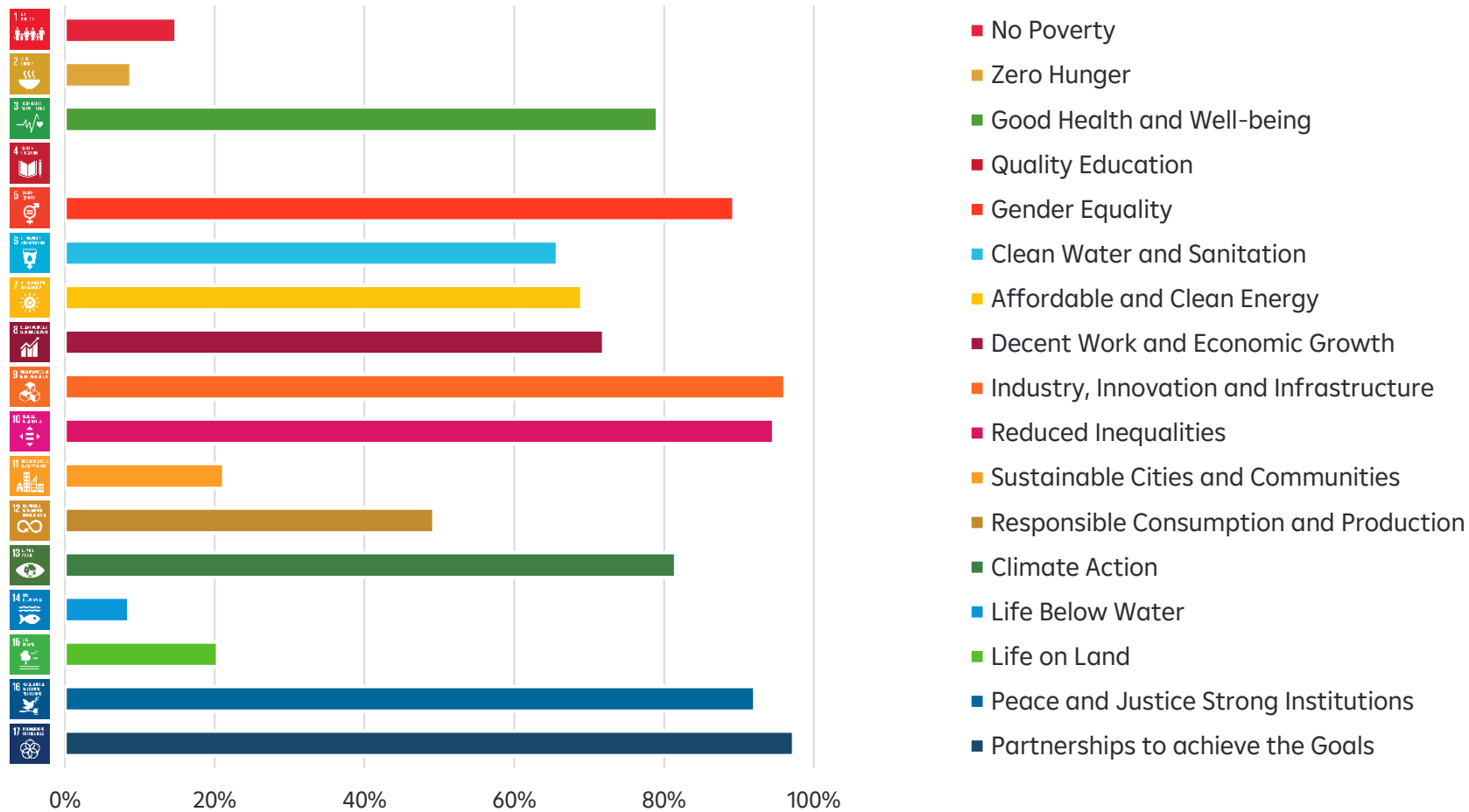
Source: Raiffeisen KAG, ISS-oekom Research (ISS ESG), own calculations based on the SDG contributions of the individual issuers, as of 31 March 2026, 96.03% of the securities assets have been analysed

Positive Impact Breakdown by SDG



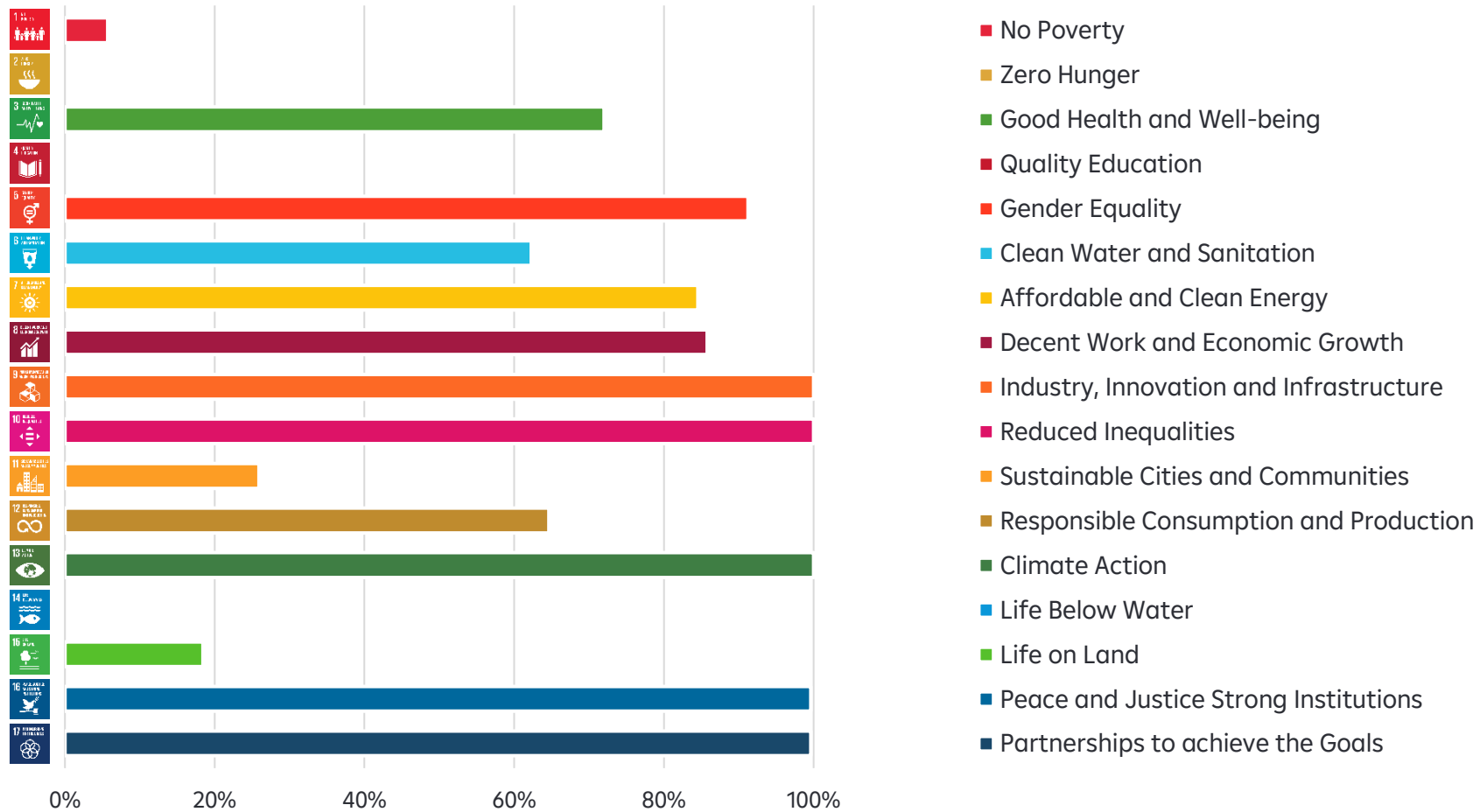
Source: Raiffeisen KAG, ISS-oekom Research (ISS ESG), own calculations based on the SDG contributions of the individual issuers, as of 31 March 2026, 98.93% of the securities assets have been analysed.

Positive impact breakdown by SDG



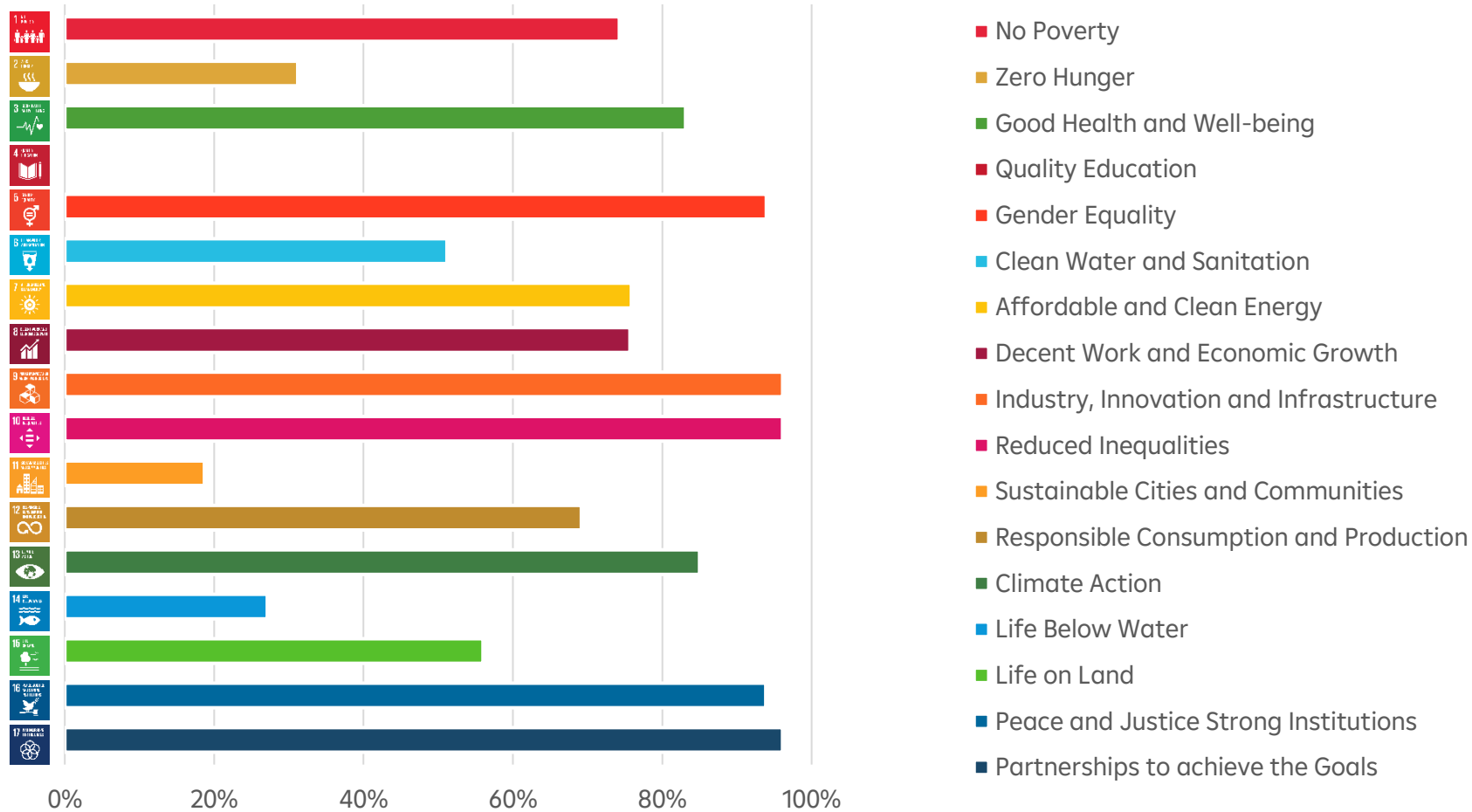
Source: Raiffeisen KAG, ISS-oekom Research (ISS ESG), own calculations based on the SDG contributions of the individual issuers, as of 31 March 2026, 98.74% of the securities assets have been analysed.

Positive impact breakdown by SDG



Source: Raiffeisen KAG, ISS-oekom Research (ISS ESG), own calculations based on the SDG contributions of the individual issuers, as of 31 March 2026; 100% of the securities assets have been analysed

Positive impact breakdown by SDG



Source: Raiffeisen KAG, ISS-oekom Research (ISS ESG), own calculations based on the SDG contributions of the individual issuers, as of 31 March 2026; 96.12% of the securities assets have been analysed

Legal notice

Investments in funds are subject to the risk of price fluctuations and capital losses.


The German-language versions of the published prospectuses and the information for investors pursuant to § 21 of the Austrian Alternative Investment Fund Managers Act (Alternative Investmentfonds Manager-Gesetz, AIFMG) as well as the key information documents for the funds of Raiffeisen Kapitalanlage-Gesellschaft m.b.H. may be downloaded from the "Kurse und Dokumente" section of the website www.rcm.at (for some funds, the key information documents may also be available in English). Alternatively, where units are sold outside of Austria, these documents may also be downloaded from the "Kurse und Dokumente" section of the website www.rcm-international.com in English (or possibly German) or else the language of your country. A summary of investors' rights in German and English is available via the following link: <https://www.rcm.at/corporategovernance>. Please note that Raiffeisen Kapitalanlage-Gesellschaft m.b.H. has the right to terminate the arrangements made for the distribution of fund unit certificates outside of the fund's country of domicile, Austria.

The investment strategy permits the fund Raiffeisen Sustainable Bonds to predominantly (relative to the associated risk) invest in derivatives.

The funds Raiffeisen SmartEnergy ESG Equities, Raiffeisen HighTech ESG Equities, Raiffeisen NewInfrastructure ESG Equities, Raiffeisen GlobalDividend ESG Equities, Raiffeisen Asia Opportunities ESG Equities, Raiffeisen MegaTrends ESG Equities, Raiffeisen Central Europe ESG Equities, Raiffeisen PAXetBONUM Equities, Raiffeisen Sustainable Equities, Raiffeisen Sustainable Momentum, Raiffeisen Sustainable European Equities, Raiffeisen Sustainable EmergingMarkets Equities, and Raiffeisen Sustainable US Equities exhibit elevated volatility, meaning that unit prices can move significantly higher or lower in short periods of time, and it is not possible to rule out loss of capital.

The Fund Regulations of the funds Raiffeisen PAXetBONUM Bonds, Raiffeisen Sustainable Bonds, Raiffeisen Sustainable Solid, Raiffeisen Global Income, Raiffeisen Global Income II, Raiffeisen Sustainable Diversified, Raiffeisen ESG Global Bonds, and Raiffeisen ESG Euro Return have been approved by the FMA. The Raiffeisen Sustainable Solid fund may invest more than 35% of its volume in bonds of the following issuers: France, Netherlands, Austria, Belgium, Finland, Germany. The funds Raiffeisen PAXetBONUM Bonds and Raiffeisen ESG Euro Return may invest more than 35% of the fund's volume in securities/money market instruments of the following issuers: France, Netherlands, Austria, Belgium, Finland, Germany. The Fund Regulations of the Raiffeisen Sustainable Diversified have been approved by the FMA. The Raiffeisen Sustainable Diversified fund may invest more than 35% of its volume in bonds of the following issuers: France, Netherlands, Austria, Belgium, Finland, Germany, Italy, Sweden, Spain. The funds Raiffeisen Sustainable Bonds, Raiffeisen Global Income, and Raiffeisen Global Income II may invest more than 35% of the fund's volume in securities/money market instruments of the following issuers: France, Netherlands, Austria, Italy, United Kingdom, Sweden, Switzerland, Spain, Belgium, United States, Canada, Japan, Australia, Finland, Germany. The Raiffeisen ESG Global Bonds may invest more than 35% of the fund's volume in securities/money market instruments of the following issuers: United States, Japan, Germany, France, United Kingdom.

Disclaimer



This document was prepared and designed by Raiffeisen Kapitalanlage-Gesellschaft m.b.H., Vienna, Austria ("Raiffeisen Capital Management" or "Raiffeisen KAG"). Although all information contained therein has been carefully researched, it is for information purposes only, non-binding, based on the current state of knowledge of the persons responsible for its preparation at the time of its completion and subject to change by Raiffeisen KAG at any time without further notice. Raiffeisen KAG is exempted from all liability in connection with this document and the associated oral presentation, in particular with regard to the updated status, correctness and completeness of the included information/sources of information and the actual occurrence of the forecasts contained therein. Furthermore, no forecasts or simulations of an historical performance in this document constitute a reliable indicator of future performance. In addition, investors whose domestic currency differs from the fund's currency or the portfolio's currency respectively should bear in mind that the yield may also rise or fall due to currency fluctuations.

The contents of this document constitute neither an offer nor a buying or selling recommendation nor an investment analysis. In particular, it shall not serve as a replacement for individual investment advisory services or other types of advisory services. If you are interested in a specific product, together with your account manager we shall be pleased to provide you with the prospectus or the information for investors pursuant Section 21 AIFMG for this product prior to any purchase. Concrete investments should not be made until after a meeting has taken place and subject to discussion and inspection of the prospectus or the information for investors pursuant Section 21 AIFMG. We should like to point out in particular that securities transactions are sometimes subject to a high degree of risk and that the tax treatment depends on the investor's personal situation and may be subject to future changes.

Raiffeisen KAG – or, for real estate funds, Raiffeisen Immobilien Kapitalanlage GmbH – calculates performance based on the published investment fund price, using the OeKB methodology. Individual costs – such as transaction fees, the subscription fee (a maximum of 0 %), the redemption fee (a maximum of 0 %) or custody charges of the investor – and taxes are not included in the performance calculation. These would reduce the performance if they were included.

Please refer to the key information document or the simplified prospectus (real estate funds) for the maximum subscription fee or any redemption fee. Raiffeisen KAG calculates portfolio performances using the time-weighted return (TWR) or money-weighted return (MWR) method [please refer to the specific details in the presentation section] on the basis of the most recent stock exchange prices, foreign exchange rates and market prices as well as securities information systems. Past performance results do not permit any inferences as to the future performance of an investment fund or portfolio. Performance is shown as a percentage (excl. charges) while considering reinvestment of dividends.

The German-language versions of the published prospectuses and the information for investors pursuant to § 21 of the Austrian Alternative Investment Fund Managers Act (Alternative Investmentfonds Manager-Gesetz, AIFMG) as well as the key information documents for the funds of Raiffeisen Kapitalanlage-Gesellschaft m.b.H. may be downloaded from the "Kurse und Dokumente" section of the website www.rcm.at (for some funds, the key information documents may also be available in English). Alternatively, where units are sold outside of Austria, these documents may also be downloaded from the "Kurse und Dokumente" section of the website www.rcm-international.com in English (or possibly German) or else the language of your country. A summary of investors' rights in German and English is available via the following link: <https://www.rcm.at/corporategovernance>. Please note that Raiffeisen Kapitalanlage-Gesellschaft m.b.H. has the right to terminate the arrangements made for the distribution of fund unit certificates outside of the fund's country of domicile, Austria.

The information and data contained in this document, in particular texts, parts of texts and picture material, may not be reproduced without Raiffeisen KAG's prior approval.

Disclaimer Version: 01/2023

FNG –

Forum Nachhaltige Geldanlagen

Created by:

Raiffeisen Kapitalanlage GmbH

Reporting date: 31 March 2026

Mooslackengasse 12 | 1190 Wien

t | +43 1 711 70-0

f | +43 1 711 70-761092


w| www.rcm.at oder

w| www.rcm-international.com

Raiffeisen Capital Management is the umbrella brand for:

Raiffeisen Kapitalanlage GmbH

Raiffeisen Immobilien Kapitalanlage GmbH



Let's

Make it happen

