

Evolution TK® 27

The high-end hoist rope for extreme breaking forces in rope grade 1960. Its special construction provides all the necessary characteristics for use as a hoist rope in multi-layer spooling systems and for extreme lifting heights.

Specifications

- Lang's lay, right or left-handed
- 16-19 mm: 18xK6-IWRC(K), RCN 23-2, n=108
- 21-38 mm: 18xK7-IWRC(K), RCN 23-3, n=126
- Filling factor f=0.77
- ✓ Multi-layer spooling
- ✓ SUPERFILL®

Segments

- Building & construction industry



Evolution TK® 27
16-19 mm



Evolution TK® 27
21-38 mm

Applications

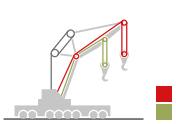

All-terrain &
mobile crane

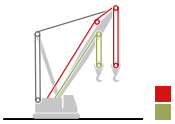

Crawler crane

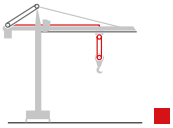

Tower crane

■ **Hoist rope** ■ **Auxiliary hoist rope**

Advantages

- ✓ Thanks to its innovative construction with strand and core compaction, this rope achieves an extraordinarily high breaking strength in grade 1960 N/mm² which can otherwise only be achieved with higher-strength wire material and nominal tensile strengths of 2160 N/mm²
- ✓ Perfect spooling behavior due to high rope efficiency even without load. This enables a long service life for the steel wire rope, especially when lowering loads from great heights, e.g., when servicing and dismantling wind turbines
- ✓ The round rope surface with highly compacted 18 outer strands in grade 1960 gives the rope a particularly wear-optimized design which also reduces wear in crane components
- ✓ Perfect spooling behavior in multi-layer spooling due to maximum flexibility
- ✓ No twisting of the load, even in combination with enormous heights and heavy loads, thanks to the balanced rope construction

Technical specifications

Construction	Nominal Ø		Rope length mass		MBF at rope grade 1960	
	mm	inch	kg/m	lbs/ft	kN	lbf
18xK6-IWRC(K) RCN 23-2, n=108	16	5/8	1.29	0.87	268	60,249
	18		1.63	1.09	339	76,210
	19	3/4	1.82	1.22	378	84,978
18xK7-IWRC(K) RCN 23-3, n=126	21		2.24	1.50	462	103,862
	22		2.44	1.64	507	113,978
	22.23	7/8	2.49	1.67	517	116,226
	23		2.72	1.82	554	124,544
	24		2.90	1.95	603	135,560
	25		3.14	2.11	654	147,025
	25.4	1	3.17	2.13	657	147,699
	26		3.30	2.22	696	156,467
	28		3.95	2.66	821	184,568
	28.58	1 1/8	4.11	2.76	854	191,987
	30		4.53	3.04	942	211,770
	31.75	1 1/4	5.07	3.41	1,055	237,173
	32		5.16	3.47	1,072	240,995
	34		5.82	3.91	1,210	272,019
	36		6.52	4.38	1,357	305,066
	38	1 1/2	7.29	4.90	1,512	339,911

Technical values valid for lang lay ropes only, tolerance varies by nominal diameter.
The values are provided for guidance only. The metric figures shall prevail. The rope cross-section depicts a typical design and may vary within the product line.
Subject to further developments which may lead to changes in technical specifications. Subject to changes and errors.

Teufelberger Seil Ges.m.b.H. | Böhmerwaldstraße 20, 4600 Wels, Austria | T +43 (0) 7242 615-0 | E wirerope@teufelberger.com
www.teufelberger.com

© 09/2025