

Evolution TK® 17

Thanks to its construction, our Evolution TK® 17 offers optimum all-round properties combined with extremely high breaking forces. This highly flexible hoist rope is designed for multi-layer spooling, even on small-diameter drums.

Specifications

- Lang's lay, right or left-handed
- 10-34 mm: 16xK7-IWRC(K), RCN 23-2, n=112
- Filling factor f=0.75
- ✓ Multi-layer spooling
- ✓ SUPERFILL®

Segments

- Building & construction industry

Advantages

- ✓ Excellent spooling behavior in multi-layer spooling systems, even with challenging requirements, due to precise diameter tolerances and high dimensional stability under lateral pressure
- ✓ Easy to install and perfect to handle during reeving thanks to the rope's very high flexibility
- ✓ Safe and problem-free transporting and handling of heavy loads, thanks to its very good torsional behavior even at high lifting heights
- ✓ Excellent service life thanks to high wear resistance in multi-layer spooling applications due to the compacted surface
- ✓ Provided with the right rope end termination by Teufelberger-Redaelli, this rope enables trouble-free operation

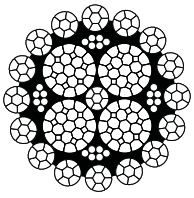

Evolution TK® 17
10-24 mm

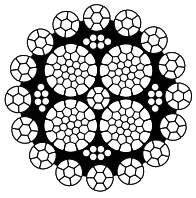

Evolution TK® 17
25-34 mm

Applications

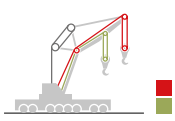

All-terrain &
mobile crane

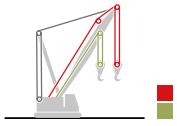

Crawler crane

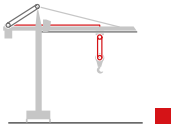

Tower crane

■ **Hoist rope** ■ **Auxiliary hoist rope**

Technical specifications

Construction	Nominal Ø		Rope length mass		MBF at rope grade					
					1770		1960		2160	
	mm	inch	kg/m	lbs/ft	kN	lbf	kN	lbf	kN	lbf
16xK7-IWRC(K) RCN 23-2, n=112	10		0.50	0.34	86	19,334	95	21,357	103	23,155
	11	7/16	0.61	0.41	104	23,380	115	25,853	125	28,101
	12		0.72	0.49	124	27,876	137	30,799	149	33,497
	12.7	1/2	0.81	0.55	139	31,248	154	34,621	167	37,543
	13		0.85	0.57	146	32,822	161	36,194	175	39,342
	14	9/16	0.99	0.66	169	37,993	187	42,039	203	45,636
	15		1.13	0.76	194	43,613	215	48,334	233	52,380
	16	5/8	1.29	0.87	221	49,683	244	54,853	265	59,574
	17		1.45	0.98	249	55,977	276	62,047	299	67,218
	18		1.63	1.10	279	62,722	309	69,466	335	75,311
	19	3/4	1.81	1.22	311	69,916	345	77,559	382	85,877
	20		2.01	1.35	345	77,559	382	85,877	414	93,071
	21		2.22	1.49	380	85,427	421	94,645	456	102,513
	22		2.43	1.64	417	93,745	462	103,862	501	112,629
	22.23	7/8	2.48	1.67	426	95,769	472	106,110	511	114,877
	23		2.66	1.79	456	102,513	505	113,529	547	122,970
	24		2.91	1.96	496	111,505	550	123,645	596	133,986
	25		3.14	2.11	539	121,172	597	134,211	647	145,451
	25.4	1	3.24	2.18	556	124,994	616	138,482	668	150,172
	26		3.40	2.29	583	131,064	646	145,227	700	157,366
	27		3.67	2.46	628	141,180	696	156,467	754	169,506
	28		3.94	2.65	676	151,971	748	168,157	811	182,320
	28.58	1 1/8	4.11	2.76	704	158,265	780	175,351	845	189,964
	29		4.23	2.84	725	162,986	803	180,522	870	195,584
	30		4.53	3.04	776	174,452	859	193,111	931	209,297
	31.75	1 1/4	5.07	3.41	869	195,359	962	216,266	1,043	234,476
	32		5.15	3.46	883	198,506	977	219,638	1,060	238,297
	34		5.81	3.91	996	223,910	1103	247,964	1,196	268,871

Standard tolerance: +2.5 % to +4 %, other tolerance ranges and rope diameters are available upon request.
The values are provided for guidance only. The metric figures shall prevail. The rope cross-section depicts a typical design and may vary within the product line. Subject to further developments which may lead to changes in technical specifications. Subject to changes and errors.

Teufelberger · Redaelli

Teufelberger Seil Ges.m.b.H. | Böhmerwaldstraße 20, 4600 Wels, Austria | T +43 (0) 7242 615-0 | E wirerope@teufelberger.com
www.teufelberger.com

© 09/2025