

Evolution P9 BX

The unique combination of flexibility and stability makes our Evolution P9 BX the high-performing boom hoist rope for challenging multi-layer winch systems (e.g., double winch).

By further developing our proven Evolution P9, we are setting new standards in spooling efficiency without compromising on breaking strength. The Evolution P9 BX has proven to be a powerful problem solver, even in extreme conditions.

Specifications

- Ordinary lay, right or left-handed
- 16-32 mm: K9xK26WS-PWRC(K), RCN 10, n=234
- Filling factor f=0.75
- Use without swivel

✓ SUPERFILL®

✓ PLASTFILL®

✓ DUOFILL®

Segments

- Building & construction industry

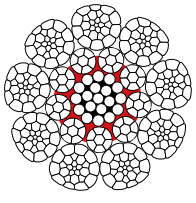

Evolution P9 BX

Applications

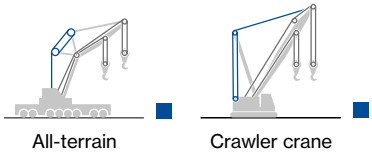

All-terrain & mobile crane

Crawler crane

■ **Boom hoist rope**

Advantages

- ✓ Optimized for multi-layer spooling on double-winch systems
- ✓ Very high bending flexibility (BX) on winches and sheaves with consistent breaking strength
- ✓ Long service life even in high-load conditions

Technical specifications

Construction	Nominal Ø		Rope length mass		MBF at rope grade*					
					1770		1960		2160	
	mm	inch	kg/m	lbs/ft	kN	lbf	kN	lbf	kN	lbf
K9xK26WS-PWRC(K) RCN 10, n=234	16	5/8	1.26	0.85	235	52,853	260	58,478	282	63,325
	18		1.60	1.07	297	66,772	329	73,892	356	80,027
	19	3/4	1.78	1.20	331	74,346	366	82,279	396	89,114
	20		1.97	1.33	366	82,330	405	91,119	439	98,693
	22		2.39	1.60	443	99,524	490	110,160	531	119,324
	22.22	7/8	2.43	1.64	452	101,516	500	112,365	541	121,713
	24		2.84	1.91	526	118,357	583	131,014	631	141,920
	25		3.08	2.07	571	128,387	632	142,121	685	153,955
	25.4	1	3.18	2.14	589	132,514	653	146,690	707	158,906
	26		3.33	2.24	618	138,827	684	153,681	741	166,481
	28		3.87	2.60	716	160,934	793	178,162	859	193,007
	28.58	1 1/8	4.03	2.71	746	167,652	826	185,600	894	201,067
	30		4.44	2.98	821	184,680	909	204,456	985	221,497
	31.75	1 1/4	4.97	3.34	920	206,800	1,018	228,951	1,077	248,038
	32		5.05	3.39	934	210,063	1,034	232,563	1,094	251,953

Standard tolerance: +2,5 % to +3,5 %, other tolerance ranges and rope diameters are available upon request.
The values are provided for guidance only. The metric figures shall prevail. The rope cross-section depicts a typical design and may vary within the product line.
Subject to further developments which may lead to changes in technical specifications. Subject to changes and errors.

Teufelberger Seil Ges.m.b.H. | Böhmerwaldstraße 20, 4600 Wels, Austria | T +43 (0) 7242 615-0 | E wirerope@teufelberger.com
www.teufelberger.com

© 09/2025