

This report is required by law (42 USC 1395g; 42 CFR 413.20(b)). Failure to report can result in all interim payments made since the beginning of the cost reporting period being deemed overpayments (42 USC 1395g).	FORM APPROVED OMB NO. 0938-0463 EXPIRES: 12/31/2021
COLLINGSWOOD Provider CCN: 315404	Period: From: 07/01/2024 To: 06/30/2025 Run Date Time: 11/26/2025 8:29 am MCRIF32 Version: 11.3.180.0



**SKILLED NURSING FACILITY AND SKILLED NURSING FACILITY HEALTH CARE
 COMPLEX COST REPORT CERTIFICATION AND SETTLEMENT SUMMARY**

**Worksheet S
 Parts I, II & III**

PART I - COST REPORT STATUS

Provider use only	1. <input checked="" type="checkbox"/> Electronically prepared cost report 2. <input type="checkbox"/> Manually prepared cost report 3. <input type="checkbox"/> If this is an amended report enter the number of times the provider resubmitted this cost report. 3.01. <input type="checkbox"/> No Medicare Utilization. Enter "Y" for yes or leave blank for no.	Date:	Time:
Contractor use only:	4. <input type="checkbox"/> Cost Report Status (1) As Submitted (2) Settled without audit (3) Settled with audit (4) Reopened (5) Amended 5. Date Received: _____	6. Contractor No.: _____	7. <input type="checkbox"/> First Cost Report for this Provider CCN
		8. <input type="checkbox"/> Last Cost Report for this Provider CCN	9. NPR Date: _____
		10. If line 4, column 1 is "4": Enter number of times reopened <u>0</u>	11. Contractor Vendor Code: <u>4</u>
		12. <input type="checkbox"/> Medicare Utilization. Enter "F" for full, "L" for low, or "N" for no utilization.	

PART II - CERTIFICATION OF CHIEF FINANCIAL OFFICER OR ADMINISTRATOR

MISREPRESENTATION OR FALSIFICATION OF ANY INFORMATION CONTAINED IN THIS COST REPORT MAY BE PUNISHABLE BY CRIMINAL, CIVIL, AND ADMINISTRATIVE ACTION, FINE AND/OR IMPRISONMENT UNDER FEDERAL LAW. FURTHERMORE, IF SERVICES IDENTIFIED IN THIS REPORT WERE PROVIDED THROUGH THE PAYMENT DIRECTLY OR INDIRECTLY OF A KICKBACK OR WERE OTHERWISE ILLEGAL, CRIMINAL, CIVIL, AND ADMINISTRATIVE ACTION, FINES AND/OR IMPRISONMENT MAY RESULT.

CERTIFICATION BY CHIEF FINANCIAL OFFICER OR ADMINISTRATOR OF FACILITY

I HEREBY CERTIFY that I have read the above certification statement and that I have examined the accompanying electronically filed or manually submitted cost report and the Balance Sheet and Statement of Revenue and Expenses prepared by COLLINGSWOOD, 315404 {Provider Name(s) and CCN(s)} for the cost reporting period beginning 07/01/2024 and ending 06/30/2025 and that to the best of my knowledge and belief, this report and statement are true, correct, complete and prepared from the books and records of the provider in accordance with applicable instructions, except as noted. I further certify that I am familiar with the laws and regulations regarding the provision of health care services, and that the services identified in this cost report were provided in compliance with such laws and regulations.


	SIGNATURE OF CHIEF FINANCIAL OFFICER OR ADMINISTRATOR	CHECKBOX	ELECTRONIC SIGNATURE STATEMENT	
1	1	2		
1	<i>Robert Peterson</i>	Y	I have read and agree with the above certification statement. I certify that I intend my electronic signature on this certification be the legally binding equivalent of my original signature.	1
2	Signatory Printed Name: ROBERT PETERSON			2
3	Signatory Title: CFO			3
4	Signature Date: (Dated when report is electronically signed.)			4

PART III - SETTLEMENT SUMMARY

	Cost Center Description	Title V	Title XVIII		Title XIX	
			Part A	Part B		
		1.00	2.00	3.00	4.00	
1.00	SKILLED NURSING FACILITY	0	1,559	0	0	1.00
2.00	NURSING FACILITY	0				2.00
3.00	ICF/IID				0	3.00
4.00	SNF - BASED HHA I	0	0	0		4.00
5.00	SNF - BASED RHC I	0		0		5.00
6.00	SNF - BASED FQHC I	0		0		6.00
7.00	SNF - BASED CMHC I	0		0		7.00
100.00	TOTAL	0	1,559	0	0	100.00

The above amounts represent "due to" or "due from" the applicable Program for the element of the above complex indicated.

According to the Paperwork Reduction Act of 1995, no persons are required to respond to a collection of information unless it displays a valid OMB control number. The valid OMB control number for this information collection is 0938-0463. The time required to complete this information collection is estimated 202 hours per response, including the time to review instructions, search existing data resources, gather the data needed, and complete and review the information collection. If you have any comments concerning the accuracy of the time estimate(s) or suggestions for improving this form, please write to: CMS, 7500 Security Boulevard, Attn: PRA Report Clearance Officer, Mail Stop C4-26-05, Baltimore, Maryland 21244-1850. Please do not send applications, claims, payments, medical records or any documents containing sensitive information to the PRA Reports Clearance Office. Please note that any correspondence not pertaining to the information collection burden approved under the associated OMB control number listed on this form will not be reviewed, forwarded, or retained. If you have questions or concerns regarding where to submit your documents, please contact 1-800-MEDICARE.

COLLINGSWOOD		Period:	Run Date Time:	11/26/2025 8:29 am	
Provider CCN: 315404		From: 07/01/2024	MCRIF32	2540-10	
		To: 06/30/2025	Version:	11.3.180.0	

**SKILLED NURSING FACILITY AND SKILLED NURSING FACILITY HEALTH CARE
COMPLEX IDENTIFICATION DATA**

**Worksheet S-2
Part I
PPS**

Skilled Nursing Facility and Skilled Nursing Facility Complex Address:								
1.00	Street:	460 HADDON AVENUE	P.O. Box:				1.00	
2.00	City:	COLLINGSWOOD	State:	NJ	ZIP Code:	08108	2.00	
3.00	County:	CAMDEN	CBSA Code:	15804	Urban / Rural:	U	3.00	
3.01	CBSA on/after October 1 of the Cost Reporting Period (if applicable)							3.01


SNF and SNF-Based Component Identification:								
Component	Component Name	Provider CCN	Date Certified	Payment System (P, O, or N)				
				V	XVIII	XIX		
	1.00	2.00	3.00	4.00	5.00	6.00		
4.00	SNF	COLLINGSWOOD	315404	12/01/1997	N	P	O	4.00
5.00	Nursing Facility							5.00
6.00	ICF/IID							6.00
7.00	SNF-Based HHA							7.00
8.00	SNF-Based RHC							8.00
9.00	SNF-Based FQHC							9.00
10.00	SNF-Based CMHC							10.00
11.00	SNF-Based OLTC							11.00
12.00	SNF-Based HOSPICE							12.00
13.00	SNF-Based CORF							13.00
			From:	To:				
			1.00	2.00				
14.00	Cost Reporting Period (mm/dd/yyyy)	07/01/2024		06/30/2025		14.00		
15.00	Type of Control (See Instructions)	1 - Voluntary Nonprofit, Church					15.00	
							Y/N	
							1.00	

Type of Freestanding Skilled Nursing Facility				
16.00	Is this a distinct part skilled nursing facility that meets the requirements set forth in 42 CFR section 483.5?		N	16.00
17.00	Is this a composite distinct part skilled nursing facility that meets the requirements set forth in 42 CFR section 483.5?		N	17.00
18.00	Are there any costs included in Worksheet A that resulted from transactions with related organizations as defined in CMS Pub. 15-1, chapter 10? If yes, complete Worksheet A-8-1.		Y	18.00

Miscellaneous Cost Reporting Information				
19.00	If this is a low Medicare utilization cost report, indicate with a "Y", for yes, or "N" for no.		N	19.00
19.01	If line 19 is yes, does this cost report meet your contractor's criteria for filing a low Medicare utilization cost report, indicate with a "Y", for yes, or "N" for no.		N	19.01

Depreciation - Enter the amount of depreciation reported in this SNF for the method indicated on Lines 20 - 22.					
20.00	Straight Line		1,062,839	20.00	
21.00	Declining Balance		0	21.00	
22.00	Sum of the Year's Digits		0	22.00	
23.00	Sum of line 20 through 22		1,062,839	23.00	
24.00	If depreciation is funded, enter the balance as of the end of the period.		0	24.00	
25.00	Were there any disposal of capital assets during the cost reporting period? (Y/N)		Y	25.00	
26.00	Was accelerated depreciation claimed on any assets in the current or any prior cost reporting period? (Y/N)		N	26.00	
27.00	Did you cease to participate in the Medicare program at end of the period to which this cost report applies? (Y/N)		N	27.00	
28.00	Was there a substantial decrease in health insurance proportion of allowable cost from prior cost reports? (Y/N)		N	28.00	
			Part A	Part B	Other
			1.00	2.00	3.00


If this facility contains a public or non-public provider that qualifies for an exemption from the application of the lower of the costs or charges enter "Y" for each component and type of service that qualifies for the exemption.					
29.00	Skilled Nursing Facility		N	N	29.00
30.00	Nursing Facility			N	30.00
31.00	ICF/IID				31.00
32.00	SNF-Based HHA		N	N	32.00
33.00	SNF-Based RHC				33.00
34.00	SNF-Based FQHC				34.00
35.00	SNF-Based CMHC			N	35.00
36.00	SNF-Based OLTC				36.00
				Y/N	
				1.00	2.00
37.00	Is the skilled nursing facility located in a state that certifies the provider as a SNF regardless of the level of care given for Titles V & XIX patients? (Y/N)		Y		37.00
38.00	Are you legally-required to carry malpractice insurance? (Y/N)		N		38.00

COLLINGSWOOD	Period: From: 07/01/2024 To: 06/30/2025	Run Date Time: 11/26/2025 8:29 am MCRIF32 Version: 11.3.180.0	
Provider CCN: 315404			

SKILLED NURSING FACILITY AND SKILLED NURSING FACILITY HEALTH CARE
COMPLEX IDENTIFICATION DATA

Worksheet S-2
Part I
PPS

		Y/N		
		1.00	2.00	
39.00	Is the malpractice a "claims-made" or "occurrence" policy? If the policy is "claims-made" enter 1. If the policy is "occurrence", enter 2.	1		39.00
		Premiums	Paid Losses	Self Insurance
		1.00	2.00	3.00
41.00	List malpractice premiums and paid losses:	163,129	0	0 41.00
			Y/N	
			1.00	
42.00	Are malpractice premiums and paid losses reported in other than the Administrative and General cost center? Enter Y or N. If yes, check box, and submit supporting schedule listing cost centers and amounts.		N	42.00
43.00	Are there any home office costs as defined in CMS Pub. 15-1, Chapter 10?		Y	43.00
			Provider CCN	
			1.00	
44.00	If line 43 is yes, enter the home office chain number and enter the name and address of the home office on lines 45, 46 and 47.		H53010	44.00
If this facility is part of a chain organization, enter the name and address of the home office on the lines below.				
45.00	Name: UNITED METHODIST HOMES OF NJ	Contractor Name: UNITED METHODIST HOMES OF NJ	Contractor Number: 12001	45.00
46.00	Street: 3311 HIGHWAY 33	P.O. Box:		46.00
47.00	City: NEPTUNE	State: NJ	ZIP Code: 07753	47.00

COLLINGSWOOD	Period: From: 07/01/2024 To: 06/30/2025	Run Date Time: 11/26/2025 8:29 am MCRIF32 Version: 11.3.180.0	2540-10	
Provider CCN: 315404				

SKILLED NURSING FACILITY AND SKILLED NURSING FACILITY HEALTH CARE
COMPLEX REIMBURSEMENT QUESTIONNAIRE

Worksheet S-2
Part II
PPS

General Instruction: For all column 1 responses enter in column 1, "Y" for Yes or "N" for No. For all the date responses the format will be (mm/dd/yyyy)

Completed by All Skilled Nursing Facilities

Provider Organization and Operation

		Y/N	Date	
		1.00	2.00	
1.00	Has the provider changed ownership immediately prior to the beginning of the cost reporting period? If column 1 is "Y", enter the date of the change in column 2. (see instructions)	N		1.00
		Y/N	Date	V/I
		1.00	2.00	3.00
2.00	Has the provider terminated participation in the Medicare Program? If column 1 is yes, enter in column 2 the date of termination and in column 3, "V" for voluntary or "I" for involuntary.	N		2.00
3.00	Is the provider involved in business transactions, including management contracts, with individuals or entities (e.g., chain home offices, drug or medical supply companies) that are related to the provider or its officers, medical staff, management personnel, or members of the board of directors through ownership, control, or family and other similar relationships? (see instructions)	Y		3.00
		Y/N	Type	Date
		1.00	2.00	3.00

Financial Data and Reports

4.00	Column 1: Were the financial statements prepared by a Certified Public Accountant? (Y/N) Column 2: If yes, enter "A" for Audited, "C" for Compiled, or "R" for Reviewed. Submit complete copy or enter date available in column 3. (see instructions) If no, see instructions.	Y	A	10/24/2025	4.00
5.00	Are the cost report total expenses and total revenues different from those on the filed financial statements? If column 1 is "Y", submit reconciliation.	Y			5.00
		Y/N	Legal Oper.		
		1.00	2.00		

Approved Educational Activities

6.00	Column 1: Were costs claimed for Nursing School? (Y/N) Column 2: Is the provider the legal operator of the program? (Y/N)	N	N		6.00
7.00	Were costs claimed for Allied Health Programs? (Y/N) see instructions.	N			7.00
8.00	Were approvals and/or renewals obtained during the cost reporting period for Nursing School and/or Allied Health Program? (Y/N) see instructions.	N			8.00
			Y/N		
			1.00		

Bad Debts

9.00	Is the provider seeking reimbursement for bad debts? (Y/N) see instructions.		Y		9.00
10.00	If line 9 is "Y", did the provider's bad debt collection policy change during this cost reporting period? If "Y", submit copy.		N		10.00
11.00	If line 9 is "Y", are patient deductibles and/or coinsurance waived? If "Y", see instructions.		N		11.00

Bed Complement

12.00	Have total beds available changed from prior cost reporting period? If "Y", see instructions.		N		12.00
-------	---	--	---	--	-------

	Description	Part A		Part B	
		Y/N	Date	Y/N	Date
	0	1.00	2.00	3.00	4.00

PS&R Data

13.00	Was the cost report prepared using the PS&R only? If either col. 1 or 3 is "Y", enter the paid through date of the PS&R used to prepare this cost report in cols. 2 and 4.(see Instructions.)	Y	10/24/2025	Y	10/24/2025	13.00
14.00	Was the cost report prepared using the PS&R for total and the provider's records for allocation? If either col. 1 or 3 is "Y" enter the paid through date of the PS&R used to prepare this cost report in columns 2 and 4.	N		N		14.00
15.00	If line 13 or 14 is "Y", were adjustments made to PS&R data for additional claims that have been billed but are not included on the PS&R used to file this cost report? If "Y", see Instructions.	N		N		15.00
16.00	If line 13 or 14 is "Y", then were adjustments made to PS&R data for corrections of other PS&R Report information? If yes, see instructions.	N		N		16.00
17.00	If line 13 or 14 is "Y", then were adjustments made to PS&R data for Other? Describe the other adjustments:	N		N		17.00
18.00	Was the cost report prepared only using the provider's records? If "Y" see Instructions.	N		N		18.00
		1.00	2.00	3.00		

Cost Report Preparer Contact Information

19.00	Enter the first name, last name and the title/position held by the cost report preparer in columns 1, 2, and 3, respectively.	DEANDRA	FALLON	DIRECTOR	19.00
20.00	Enter the employer/company name of the cost report preparer.	BAKER TILLY ADVISORY GROUP, LP			20.00
21.00	Enter the telephone number and email address of the cost report preparer in columns 1 and 2, respectively.	570-820-0301	DEANDRA.FALLON@BAKERTILLY.COM		21.00

COLLINGSWOOD		Period:	Run Date Time:	11/26/2025 8:29 am
Provider CCN: 315404		From: 07/01/2024	MCRIF32	2540-10
		To: 06/30/2025	Version:	11.3.180.0



SKILLED NURSING FACILITY AND SKILLED NURSING FACILITY HEALTH CARE
COMPLEX STATISTICAL DATA

Worksheet S-3
Part I
PPS

	Component	Number of Beds	Bed Days Available	Inpatient Days/Visits					Discharges					
				Title V	Title XVIII	Title XIX	Other	Total	Title V	Title XVIII	Title XIX	Other	Total	
		1.00	2.00	3.00	4.00	5.00	6.00	7.00	8.00	9.00	10.00	11.00	12.00	
1.00	SKILLED NURSING FACILITY	60	21,900	0	3,447	5,709	9,484	18,640	0	155	8	66	229	1.00
2.00	NURSING FACILITY	0	0	0	0	0	0	0	0	0	0	0	0	2.00
3.00	ICF/IID	0	0	0	0	0	0	0	0	0	0	0	0	3.00
4.00	HOME HEALTH AGENCY COST			0	0	0	0	0						4.00
5.00	Other Long Term Care	128	46,720				36,496	36,496				42	42	5.00
6.00	SNF-Based CMHC													6.00
7.00	HOSPICE	0	0	0	0	0	0	0	0	0	0	0	0	7.00
8.00	Total (Sum of lines 1-7)	188	68,620	0	3,447	5,709	45,980	55,136	0	155	8	108	271	8.00

	Component	Average Length of Stay				Admissions					Full Time Equivalent		
		Title V	Title XVIII	Title XIX	Total	Title V	Title XVIII	Title XIX	Other	Total	Employees on Payroll	Nonpaid Workers	
		13.00	14.00	15.00	16.00	17.00	18.00	19.00	20.00	21.00	22.00	23.00	
1.00	SKILLED NURSING FACILITY	0.00	22.24	713.63	81.40	0	180	4	49	233	41.28	0.00	1.00
2.00	NURSING FACILITY	0.00		0.00	0.00	0		0	0	0	0.00	0.00	2.00
3.00	ICF/IID			0.00	0.00			0	0	0	0.00	0.00	3.00
4.00	HOME HEALTH AGENCY COST										0.00	0.00	4.00
5.00	Other Long Term Care				868.95				57	57	38.50	0.00	5.00
6.00	SNF-Based CMHC										0.00	0.00	6.00
7.00	HOSPICE	0.00	0.00	0.00	0.00	0	0	0	0	0	0.00	0.00	7.00
8.00	Total (Sum of lines 1-7)	0.00	22.24	713.63	203.45	0	180	4	106	290	79.78	0.00	8.00

COLLINGSWOOD		Period:	Run Date Time:	11/26/2025 8:29 am
Provider CCN:	315404	From: 07/01/2024	MCRIF32	2540-10
		To: 06/30/2025	Version:	11.3.180.0



SNF WAGE INDEX INFORMATION

Worksheet S-3
Part II
PPS

PART II - DIRECT SALARIES							
		Amount Reported	Reclass. of Salaries from Worksheet A-6	Adjusted Salaries (col. 1 ± col. 2)	Paid Hours Related to Salary in col. 3	Average Hourly Wage (col. 3 ÷ col. 4)	
		1.00	2.00	3.00	4.00	5.00	
SALARIES							
1.00	Total salaries (See Instructions)	9,853,904	0	9,853,904	319,996.00	30.79	1.00
2.00	Physician salaries-Part A	0	0	0	0.00	0.00	2.00
3.00	Physician salaries-Part B	0	0	0	0.00	0.00	3.00
4.00	Home office personnel	0	0	0	0.00	0.00	4.00
5.00	Sum of lines 2 through 4	0	0	0	0.00	0.00	5.00
6.00	Revised wages (line 1 minus line 5)	9,853,904	0	9,853,904	319,996.00	30.79	6.00
7.00	Other Long Term Care	2,564,341	0	2,564,341	80,087.00	32.02	7.00
8.00	HOME HEALTH AGENCY COST	0	0	0	0.00	0.00	8.00
9.00	CMHC	0	0	0	0.00	0.00	9.00
10.00	HOSPICE	0	0	0	0.00	0.00	10.00
11.00	Other excluded areas	56,088	0	56,088	1,577.00	35.57	11.00
12.00	Subtotal Excluded salary (Sum of lines 7 through 11)	2,620,429	0	2,620,429	81,664.00	32.09	12.00
13.00	Total Adjusted Salaries (line 6 minus line 12)	7,233,475	0	7,233,475	238,332.00	30.35	13.00
OTHER WAGES & RELATED COSTS							
14.00	Contract Labor: Patient Related & Mgmt	849,807	0	849,807	22,283.00	38.14	14.00
15.00	Contract Labor: Physician services-Part A	18,998	0	18,998	104.00	182.67	15.00
16.00	Home office salaries & wage related costs	911,548	0	911,548	12,186.00	74.80	16.00
WAGE-RELATED COSTS							
17.00	Wage-related costs core (See Part IV)	2,317,211	0	2,317,211			17.00
18.00	Wage-related costs other (See Part IV)	3,768	0	3,768			18.00
19.00	Wage related costs (excluded units)	616,211	0	616,211			19.00
20.00	Physician Part A - WRC	0	0	0			20.00
21.00	Physician Part B - WRC	0	0	0			21.00
22.00	Total Adjusted Wage Related cost (see instructions)	1,704,768	0	1,704,768			22.00


COLLINGSWOOD	Period:	Run Date Time:	11/26/2025 8:29 am
Provider CCN: 315404	From: 07/01/2024	MCRIF32	2540-10
	To: 06/30/2025	Version:	11.3.180.0



SNF WAGE INDEX INFORMATION

Worksheet S-3
Part III
PPS


PART III - OVERHEAD COST - DIRECT SALARIES							
		Amount Reported	Reclass. of Salaries from Worksheet A-6	Adjusted Salaries (col. 1 ± col. 2)	Paid Hours Related to Salary in col. 3	Average Hourly Wage (col. 3 ÷ col. 4)	
		1.00	2.00	3.00	4.00	5.00	
1.00	Employee Benefits	0	0	0	0.00	0.00	1.00
2.00	Administrative & General	1,341,434	0	1,341,434	25,796.00	52.00	2.00
3.00	Plant Operation, Maintenance & Repairs	440,396	0	440,396	21,780.00	20.22	3.00
4.00	Laundry & Linen Service	109,136	0	109,136	6,758.00	16.15	4.00
5.00	Housekeeping	403,477	0	403,477	18,434.00	21.89	5.00
6.00	Dietary	1,004,325	0	1,004,325	50,035.00	20.07	6.00
7.00	Nursing Administration	0	0	0	0.00	0.00	7.00
8.00	Central Services and Supply	0	0	0	0.00	0.00	8.00
9.00	Pharmacy	0	0	0	0.00	0.00	9.00
10.00	Medical Records & Medical Records Library	0	0	0	0.00	0.00	10.00
11.00	Social Service	79,349	0	79,349	2,040.00	38.90	11.00
12.00	Nursing and Allied Health Ed. Act.						12.00
13.00	Other General Service	306,420	0	306,420	14,167.00	21.63	13.00
14.00	Total (sum lines 1 thru 13)	3,684,537	0	3,684,537	139,010.00	26.51	14.00

COLLINGSWOOD	Period:	Run Date Time:	11/26/2025 8:29 am	
Provider CCN: 315404	From: 07/01/2024	MCRIF32	2540-10	
	To: 06/30/2025	Version:	11.3.180.0	

SNF WAGE RELATED COSTS

Worksheet S-3
Part IV
PPS


PART IV - WAGE RELATED COSTS			
			Amount Reported
			1.00
Part A - Core List			
RETIREMENT COST			
1.00	401K Employer Contributions		0 1.00
2.00	Tax Sheltered Annuity (TSA) Employer Contribution		0 2.00
3.00	Qualified and Non-Qualified Pension Plan Cost	200,386	3.00
4.00	Prior Year Pension Service Cost		0 4.00
PLAN ADMINISTRATIVE COSTS (Paid to External Organization)			
5.00	401K/TSA Plan Administration fees		0 5.00
6.00	Legal/Accounting/Management Fees-Pension Plan		0 6.00
7.00	Employee Managed Care Program Administration Fees		0 7.00
HEALTH AND INSURANCE COST			
8.00	Health Insurance (Purchased or Self Funded)	973,304	8.00
9.00	Prescription Drug Plan		0 9.00
10.00	Dental, Hearing and Vision Plan	10,545	10.00
11.00	Life Insurance (If employee is owner or beneficiary)		0 11.00
12.00	Accident Insurance (If employee is owner or beneficiary)		0 12.00
13.00	Disability Insurance (If employee is owner or beneficiary)	4,512	13.00
14.00	Long-Term Care Insurance (If employee is owner or beneficiary)		0 14.00
15.00	Workers' Compensation Insurance	279,049	15.00
16.00	Retirement Health Care Cost (Only current year, not the extraordinary accrual required by FASB 106. Non cumulative portion)		0 16.00
TAXES			
17.00	FICA-Employers Portion Only	589,210	17.00
18.00	Medicare Taxes - Employers Portion Only	138,210	18.00
19.00	Unemployment Insurance	120,856	19.00
20.00	State or Federal Unemployment Taxes		0 20.00
OTHER			
21.00	Executive Deferred Compensation		0 21.00
22.00	Day Care Cost and Allowances		0 22.00
23.00	Tuition Reimbursement	1,139	23.00
24.00	Total Wage Related cost (Sum of lines 1 - 23)	2,317,211	24.00
			Amount Reported
			1.00
Part B - Other than Core Related Cost			
25.00	OTHER WAGE RELATED COST		3,768 25.00

COLLINGSWOOD		Period:	Run Date Time:	11/26/2025 8:29 am	
Provider CCN: 315404		From: 07/01/2024	MCRIF32	2540-10	
		To: 06/30/2025	Version:	11.3.180.0	

SNF REPORTING OF DIRECT CARE EXPENDITURES

Worksheet S-3
Part V
PPS

	OCCUPATIONAL CATEGORY	Amount Reported	Fringe Benefits	Adjusted Salaries (col. 1 + col. 2)	Paid Hours Related to Salary in col. 3	Average Hourly Wage (col. 3 ÷ col. 4)	
		1.00	2.00	3.00	4.00	5.00	
Direct Salaries							
Nursing Occupations							
1.00	Registered Nurses (RNs)	1,108,708	260,768	1,369,476	22,608.00	60.57	1.00
2.00	Licensed Practical Nurses (LPNs)	317,250	74,617	391,867	7,464.00	52.50	2.00
3.00	Certified Nursing Assistant/Nursing Assistants/Aides	1,093,383	257,164	1,350,547	46,781.00	28.87	3.00
4.00	Total Nursing (sum of lines 1 through 3)	2,519,341	592,549	3,111,890	76,853.00	40.49	4.00
5.00	Physical Therapists	100,602	23,662	124,264	1,723.00	72.12	5.00
6.00	Physical Therapy Assistants	0	0	0	0.00	0.00	6.00
7.00	Physical Therapy Aides	81,031	19,058	100,089	2,049.00	48.85	7.00
8.00	Occupational Therapists	113,379	26,667	140,046	2,131.00	65.72	8.00
9.00	Occupational Therapy Assistants	0	0	0	0.00	0.00	9.00
10.00	Occupational Therapy Aides	59,488	13,992	73,480	1,707.00	43.05	10.00
11.00	Speech Therapists	107,907	25,380	133,287	1,951.00	68.32	11.00
12.00	Respiratory Therapists	65,272	15,352	80,624	1,630.00	49.46	12.00
13.00	Other Medical Staff	501,918	118,051	619,969	11,278.00	54.97	13.00
Contract Labor							
Nursing Occupations							
14.00	Registered Nurses (RNs)	365,883		365,883	5,901.00	62.00	14.00
15.00	Licensed Practical Nurses (LPNs)	18,668		18,668	339.00	55.07	15.00
16.00	Certified Nursing Assistant/Nursing Assistants/Aides	465,256		465,256	16,043.00	29.00	16.00
17.00	Total Nursing (sum of lines 14 through 16)	849,807		849,807	22,283.00	38.14	17.00
18.00	Physical Therapists	0		0	0.00	0.00	18.00
19.00	Physical Therapy Assistants	0		0	0.00	0.00	19.00
20.00	Physical Therapy Aides	0		0	0.00	0.00	20.00
21.00	Occupational Therapists	0		0	0.00	0.00	21.00
22.00	Occupational Therapy Assistants	0		0	0.00	0.00	22.00
23.00	Occupational Therapy Aides	0		0	0.00	0.00	23.00
24.00	Speech Therapists	0		0	0.00	0.00	24.00
25.00	Respiratory Therapists	0		0	0.00	0.00	25.00
26.00	Other Medical Staff	0		0	0.00	0.00	26.00


COLLINGSWOOD	Period: From: 07/01/2024 To: 06/30/2025	Run Date Time: 11/26/2025 8:29 am MCRIF32 Version: 11.3.180.0	
Provider CCN: 315404			

PROSPECTIVE PAYMENT FOR SNF STATISTICAL DATA

Worksheet S-7

PPS

	Group	Days	
	1.00	2.00	
1.00	RUX		1.00
2.00	RUL		2.00
3.00	RVX		3.00
4.00	RVL		4.00
5.00	RHX		5.00
6.00	RHL		6.00
7.00	RMX		7.00
8.00	RML		8.00
9.00	RLX		9.00
10.00	RUC		10.00
11.00	RUB		11.00
12.00	RUA		12.00
13.00	RVC		13.00
14.00	RVB		14.00
15.00	RVA		15.00
16.00	RHC		16.00
17.00	RHB		17.00
18.00	RHA		18.00
19.00	RMC		19.00
20.00	RMB		20.00
21.00	RMA		21.00
22.00	RLB		22.00
23.00	RLA		23.00
24.00	ES3		24.00
25.00	ES2		25.00
26.00	ES1		26.00
27.00	HE2		27.00
28.00	HE1		28.00
29.00	HD2		29.00
30.00	HD1		30.00
31.00	HC2		31.00
32.00	HC1		32.00
33.00	HB2		33.00
34.00	HB1		34.00
35.00	LE2		35.00
36.00	LE1		36.00
37.00	LD2		37.00
38.00	LD1		38.00
39.00	LC2		39.00
40.00	LC1		40.00
41.00	LB2		41.00
42.00	LB1		42.00
43.00	CE2		43.00
44.00	CE1		44.00
45.00	CD2		45.00
46.00	CD1		46.00
47.00	CC2		47.00
48.00	CC1		48.00
49.00	CB2		49.00
50.00	CB1		50.00
51.00	CA2		51.00
52.00	CA1		52.00
53.00	SE3		53.00
54.00	SE2		54.00
55.00	SE1		55.00
56.00	SSC		56.00
57.00	SSB		57.00

COLLINGSWOOD	Period: From: 07/01/2024 To: 06/30/2025	Run Date Time: 11/26/2025 8:29 am MCRIF32 Version: 11.3.180.0	
Provider CCN: 315404			

PROSPECTIVE PAYMENT FOR SNF STATISTICAL DATA


Worksheet S-7

PPS

	Group	Days	
	1.00	2.00	
58.00	SSA		58.00
59.00	IB2		59.00
60.00	IB1		60.00
61.00	IA2		61.00
62.00	IA1		62.00
63.00	BB2		63.00
64.00	BB1		64.00
65.00	BA2		65.00
66.00	BA1		66.00
67.00	PE2		67.00
68.00	PE1		68.00
69.00	PD2		69.00
70.00	PD1		70.00
71.00	PC2		71.00
72.00	PC1		72.00
73.00	PB2		73.00
74.00	PB1		74.00
75.00	PA2		75.00
76.00	PA1		76.00
99.00	AAA		99.00
100.00			100.00
		Expenses	Percentage
		1.00	2.00
			Y/N
			3.00

A notice published in the Federal Register Volume 68, No. 149 August 4, 2003 provided for an increase in the RUG payments beginning 10/01/2003. Congress expected this increase to be used for direct patient care and related expenses. For lines 101 through 106: Enter in column 1 the amount of the expense for each category. Enter in column 2 the percentage of total expenses for each category to total SNF revenue from Worksheet G-2, Part I, line 1, column 3. Indicate in column 3 "Y" for yes or "N" for no if the spending reflects increases associated with direct patient care and related expenses for each category. (If column 2 is zero, enter N/A in column 3) (See instructions)

101.00	Staffing			101.00
102.00	Recruitment			102.00
103.00	Retention of employees			103.00
104.00	Training			104.00
105.00	OTHER (SPECIFY)			105.00
106.00	Total SNF revenue (Worksheet G-2, Part I, line 1, column 3)			106.00


COLLINGSWOOD		Period:	Run Date Time:	11/26/2025 8:29 am	
Provider CCN: 315404		From: 07/01/2024	MCRIF32	2540-10	
		To: 06/30/2025	Version:	11.3.180.0	

RECLASSIFICATION AND ADJUSTMENT OF TRIAL BALANCE OF EXPENSES

Worksheet A

PPS

		Cost Center Description	Salaries	Other	Total (col. 1 + col. 2)	Reclassifications Increase/Decrease (Fr Wkst A-6)	Reclassified Trial Balance (col. 3 +- col. 4)	Adjustments to Expenses (Fr Wkst A-8)	Net Expenses For Allocation (col. 5 +- col. 6)	
GENERAL SERVICE COST CENTERS										
1.00	00100	CAP REL COSTS - BLDGS & FIXTURES		1,262,585	1,262,585	0	1,262,585	-1,760	1,260,825	1.00
2.00	00200	CAP REL COSTS - MOVABLE EQUIPMENT		0	0	0	0	0	0	2.00
3.00	00300	EMPLOYEE BENEFITS	0	2,320,979	2,320,979	0	2,320,979	-59,217	2,261,762	3.00
4.00	00400	ADMINISTRATIVE & GENERAL	1,341,434	2,942,384	4,283,818	0	4,283,818	-1,047,023	3,236,795	4.00
5.00	00500	PLANT OPERATION, MAINT. & REPAIRS	440,396	938,287	1,378,683	0	1,378,683	-474	1,378,209	5.00
6.00	00600	LAUNDRY & LINEN SERVICE	109,136	25,991	135,127	0	135,127	0	135,127	6.00
7.00	00700	HOUSEKEEPING	403,477	87,106	490,583	0	490,583	0	490,583	7.00
8.00	00800	DIETARY	1,004,325	1,373,237	2,377,562	0	2,377,562	-62,503	2,315,059	8.00
9.00	00900	NURSING ADMINISTRATION	0	0	0	0	0	0	0	9.00
10.00	01000	CENTRAL SERVICES & SUPPLY	0	0	0	0	0	0	0	10.00
11.00	01100	PHARMACY	0	0	0	0	0	0	0	11.00
12.00	01200	MEDICAL RECORDS & LIBRARY	0	0	0	0	0	0	0	12.00
13.00	01300	SOCIAL SERVICE	79,349	0	79,349	0	79,349	0	79,349	13.00
14.00	01400	NURSING AND ALLIED HEALTH EDUCATION	0	0	0	0	0	0	0	14.00
15.00	01500	ACTIVITIES	237,199	33,364	270,563	0	270,563	0	270,563	15.00
15.01	01501	CHAPLAIN	69,221	685	69,906	0	69,906	0	69,906	15.01
INPATIENT ROUTINE SERVICE COST CENTERS										
30.00	03000	SKILLED NURSING FACILITY	2,901,847	1,288,954	4,190,801	0	4,190,801	0	4,190,801	30.00
31.00	03100	NURSING FACILITY	0	0	0	0	0	0	0	31.00
32.00	03200	ICF/IID	0	0	0	0	0	0	0	32.00
33.00	03300	OTHER LONG TERM CARE	2,564,341	228,616	2,792,957	0	2,792,957	0	2,792,957	33.00
ANCILLARY SERVICE COST CENTERS										
40.00	04000	RADIOLOGY	0	8,294	8,294	0	8,294	0	8,294	40.00
41.00	04100	LABORATORY	0	7,991	7,991	0	7,991	0	7,991	41.00
42.00	04200	INTRAVENOUS THERAPY	0	0	0	0	0	0	0	42.00
43.00	04300	OXYGEN (INHALATION) THERAPY	65,272	11,835	77,107	0	77,107	0	77,107	43.00
44.00	04400	PHYSICAL THERAPY	301,045	121,399	422,444	-109,465	312,979	0	312,979	44.00
45.00	04500	OCCUPATIONAL THERAPY	172,867	0	172,867	77,852	250,719	0	250,719	45.00
46.00	04600	SPEECH PATHOLOGY	107,907	0	107,907	31,613	139,520	0	139,520	46.00
47.00	04700	ELECTROCARDIOLOGY	0	0	0	0	0	0	0	47.00
48.00	04800	MEDICAL SUPPLIES CHARGED TO PATIENTS	0	31,668	31,668	0	31,668	0	31,668	48.00
49.00	04900	DRUGS CHARGED TO PATIENTS	0	131,200	131,200	0	131,200	0	131,200	49.00
50.00	05000	DENTAL CARE - TITLE XIX ONLY	0	0	0	0	0	0	0	50.00
51.00	05100	SUPPORT SURFACES	0	0	0	0	0	0	0	51.00
OUTPATIENT SERVICE COST CENTERS										
60.00	06000	CLINIC	0	0	0	0	0	0	0	60.00
61.00	06100	RURAL HEALTH CLINIC	0	0	0	0	0	0	0	61.00
62.00	06200	FQHC								62.00
OTHER REIMBURSABLE COST CENTERS										
70.00	07000	HOME HEALTH AGENCY COST	0	0	0	0	0	0	0	70.00
71.00	07100	AMBULANCE	0	0	0	0	0	0	0	71.00
73.00	07300	CMHC	0	0	0	0	0	0	0	73.00
SPECIAL PURPOSE COST CENTERS										
80.00	08000	MALPRACTICE PREMIUMS & PAID LOSSES		0	0	0	0	0	0	80.00
81.00	08100	INTEREST EXPENSE		0	0	0	0	0	0	81.00
82.00	08200	UTILIZATION REVIEW - SNF	0	0	0	0	0	0	0	82.00
83.00	08300	HOSPICE	0	0	0	0	0	0	0	83.00
89.00		SUBTOTALS (sum of lines 1-84)	9,797,816	10,814,575	20,612,391	0	20,612,391	-1,170,977	19,441,414	89.00
NONREIMBURSABLE COST CENTERS										
90.00	09000	GIFT, FLOWER, COFFEE SHOPS & CANTEEN	56,088	47,890	103,978	0	103,978	0	103,978	90.00
91.00	09100	BARBER AND BEAUTY SHOP	0	0	0	0	0	0	0	91.00
92.00	09200	PHYSICIANS PRIVATE OFFICES	0	0	0	0	0	0	0	92.00
93.00	09300	NONPAID WORKERS	0	0	0	0	0	0	0	93.00
94.00	09400	PATIENTS LAUNDRY	0	0	0	0	0	0	0	94.00
100.00		TOTAL	9,853,904	10,862,465	20,716,369	0	20,716,369	-1,170,977	19,545,392	100.00

COLLINGSWOOD	Period:	Run Date Time:	11/26/2025 8:29 am	
Provider CCN: 315404	From: 07/01/2024	MCRIF32	2540-10	
	To: 06/30/2025	Version:	11.3.180.0	


RECLASSIFICATIONS

Worksheet A-6

PPS

Increases					Decreases					
Cost Center	Line #	Salary	Non Salary		Cost Center	Line #	Salary	Non Salary		
2.00	3.00	4.00	5.00		6.00	7.00	8.00	9.00		
A - TO RECLASS OT AND ST										
1.00	OCCUPATIONAL THERAPY	45.00	28,673	49,179	PHYSICAL THERAPY	44.00	40,316	69,149	1.00	
2.00	SPEECH PATHOLOGY	46.00	11,643	19,970		0.00	0	0	2.00	
100.00	TOTAL RECLASSIFICATIONS (Sum of columns 4 and 5 must equal sum of columns 8 and 9 (2))		40,316	69,149			40,316	69,149	100.00	

- (1) A letter (A, B, etc.) must be entered on each line to identify each reclassification entry.
- (2) Transfer the amounts in columns 4, 5, 8 and 9 to Worksheet A, column 4, lines as appropriate.


COLLINGSWOOD	Period:	Run Date Time:	11/26/2025 8:29 am	
Provider CCN: 315404	From: 07/01/2024	MCRIF32	2540-10	
	To: 06/30/2025	Version:	11.3.180.0	

RECONCILIATION OF CAPITAL COSTS CENTERS

Worksheet A-7

PPS

		Beginning Balances	Acquisitions			Disposals and Retirements	Ending Balance	Fully Depreciated Assets	
			Purchases	Donation	Total				
		1.00	2.00	3.00	4.00	5.00	6.00	7.00	
ANALYSIS OF CHANGES IN CAPITAL ASSET BALANCES									
1.00	Land	257,870	0	0	0	0	257,870	0	1.00
2.00	Land Improvements	0	0	0	0	0	0	0	2.00
3.00	Buildings and Fixtures	25,696,328	796,193	0	796,193	0	26,492,521	0	3.00
4.00	Building Improvements	0	0	0	0	0	0	0	4.00
5.00	Fixed Equipment	2,642,147	134,235	0	134,235	14,035	2,762,347	0	5.00
6.00	Movable Equipment	81,450	0	0	0	0	81,450	0	6.00
7.00	Subtotal (sum of lines 1-6)	28,677,795	930,428	0	930,428	14,035	29,594,188	0	7.00
8.00	Reconciling Items	0	0	0	0	0	0	0	8.00
9.00	Total (line 7 minus line 8)	28,677,795	930,428	0	930,428	14,035	29,594,188	0	9.00

COLLINGSWOOD	Period:	Run Date Time:	11/26/2025 8:29 am	
Provider CCN: 315404	From: 07/01/2024	MCRIF32	2540-10	
	To: 06/30/2025	Version:	11.3.180.0	

ADJUSTMENTS TO EXPENSES

Worksheet A-8

PPS


	Description (1)	(2) Basis For Adjustment	Amount	Expense Classification on Worksheet A To/From Which the Amount is to be Adjusted			
				1.00	2.00	3.00	4.00
						Cost Center	Line No.
1.00	Investment income on restricted funds (chapter 2)	B	-1,760		CAP REL COSTS - BLDGS & FIXTURES	1.00	1.00
2.00	Trade, quantity, and time discounts (chapter 8)		0			0.00	2.00
3.00	Refunds and rebates of expenses (chapter 8)		0			0.00	3.00
4.00	Rental of provider space by suppliers (chapter 8)		0			0.00	4.00
5.00	Telephone services (pay stations excluded) (chapter 21)		0			0.00	5.00
6.00	Television and radio service (chapter 21)		0			0.00	6.00
7.00	Parking lot (chapter 21)		0			0.00	7.00
8.00	Remuneration applicable to provider-based physician adjustment	A-8-2	0				8.00
9.00	Home office cost (chapter 21)		0			0.00	9.00
10.00	Sale of scrap, waste, etc. (chapter 23)		0			0.00	10.00
11.00	Nonallowable costs related to certain Capital expenditures (chapter 24)		0			0.00	11.00
12.00	Adjustment resulting from transactions with related organizations (chapter 10)	A-8-1	-180,233				12.00
13.00	Laundry and linen service		0			0.00	13.00
14.00	Revenue - Employee meals	B	-57,480		DIETARY	8.00	14.00
15.00	Cost of meals - Guests		0			0.00	15.00
16.00	Sale of medical supplies to other than patients		0			0.00	16.00
17.00	Sale of drugs to other than patients		0			0.00	17.00
18.00	Sale of medical records and abstracts		0			0.00	18.00
19.00	Vending machines		0			0.00	19.00
20.00	Income from imposition of interest, finance or penalty charges (chapter 21)		0			0.00	20.00
21.00	Interest expense on Medicare overpayments and borrowings to repay Medicare overpayments		0			0.00	21.00
22.00	Utilization review--physicians' compensation (chapter 21)		0		UTILIZATION REVIEW - SNF	82.00	22.00
23.00	Depreciation--buildings and fixtures		0		CAP REL COSTS - BLDGS & FIXTURES	1.00	23.00
24.00	Depreciation--movable equipment		0		CAP REL COSTS - MOVABLE EQUIPMENT	2.00	24.00
25.00	MISCELLANEOUS INCOME	B	-311		DIETARY	8.00	25.00
25.01	MARKETING SAL/OTHER	A	-629,306		ADMINISTRATIVE & GENERAL	4.00	25.01
25.02	NON-ALLOWABLE EXPENSE	A	-29,845		ADMINISTRATIVE & GENERAL	4.00	25.02
25.03	BED TAX	A	-207,639		ADMINISTRATIVE & GENERAL	4.00	25.03
25.04	MARKETING BENEFITS	A	-59,217		EMPLOYEE BENEFITS	3.00	25.04
25.05	ELECTRIC REVENUE	B	-474		PLANT OPERATION, MAINT. & REPAIRS	5.00	25.05
25.07	FOOD	A	-4,712		DIETARY	8.00	25.07
100.00	Total (sum of lines 1 through 99) (Transfer to Worksheet A, col. 6, line 100)		-1,170,977				100.00

(1) Description - All chapter references in this column pertain to CMS Pub. 15-1.

(2) Basis for adjustment (see instructions).

A. Costs - if cost, including applicable overhead, can be determined.

B. Amount Received - if cost cannot be determined.

COLLINGSWOOD	Period: From: 07/01/2024 To: 06/30/2025	Run Date Time: 11/26/2025 8:29 am MCRIF32 Version: 11.3.180.0	
Provider CCN: 315404			

STATEMENT OF COSTS OF SERVICES FROM RELATED ORGANIZATIONS AND HOME OFFICE COSTS

Worksheet A-8-1
Parts I & II
PPS

PART I. COSTS INCURRED AND ADJUSTMENTS REQUIRED AS A RESULT OF TRANSACTIONS WITH RELATED ORGANIZATIONS OR CLAIMED HOME OFFICE COSTS:

Line No.	Cost Center	Expense Items	Amount Allowable In Cost	Amount Included in Wkst. A, col. 5	Adjustments (col. 4 minus col. 5)	
1.00	4.00	ADMINISTRATIVE & GENERAL	HOME OFFICE COST	1,094,563	1,274,796	-180,233
2.00	0.00			0	0	0
3.00	0.00			0	0	0
4.00	0.00			0	0	0
5.00	0.00			0	0	0
6.00	0.00			0	0	0
7.00	0.00			0	0	0
8.00	0.00			0	0	0
9.00	0.00			0	0	0
10.00	TOTALS (sum of lines 1-9). Transfer column 6, line 10 to Worksheet A-8, column 3, line 12.			1,094,563	1,274,796	-180,233

PART II. INTERRELATIONSHIP TO RELATED ORGANIZATION(S) AND/OR HOME OFFICE:

The Secretary, by virtue of the authority granted under section 1814(b)(1) of the Social Security Act, requires that you furnish the information requested under Part II of this worksheet.

This information is used by the Centers for Medicare and Medicaid Services and its intermediaries/contractors in determining that the costs applicable to services, facilities, and supplies furnished by organizations related to you by common ownership or control represent reasonable costs as determined under section 1861 of the Social Security Act. If you do not provide all or any part of the requested information, the cost report is considered incomplete and not acceptable for purposes of claiming reimbursement under title XVIII.

Symbol (1)	Name	Percentage of Ownership	Related Organization(s) and/or Home Office		
			Name	Percentage of Ownership	Type of Business
1.00	2.00	3.00	4.00	5.00	6.00
G	UNITED METHODIST HOMES OF NJ	100.00	UNITED METHODIST HOMES OF NJ	100.00	SUPPORT SERVICES
2.00		0.00		0.00	
3.00		0.00		0.00	
4.00		0.00		0.00	
5.00		0.00		0.00	
6.00		0.00		0.00	
7.00		0.00		0.00	
8.00		0.00		0.00	
9.00		0.00		0.00	
10.00		0.00		0.00	

(1) Use the following symbols to indicate interrelationship to related organizations:

- A. Individual has financial interest (stockholder, partner, etc.) in both related organization and in provider.
- B. Corporation, partnership, or other organization has financial interest in provider.
- C. Provider has financial interest in corporation, partnership, or other organization.
- D. Director, officer, administrator, or key person of provider or organization.
- E. Individual is director, officer, administrator or key person of provider and related organization.
- F. Director, officer, administrator, or key person of related organization or relative of such person has financial interest in provider.

G. Other (financial or non-financial) specify:


COLLINGSWOOD		Period:	Run Date Time:	11/26/2025 8:29 am
Provider CCN:	315404	From: 07/01/2024	MCRIF32	2540-10
		To: 06/30/2025	Version:	11.3.180.0



COST ALLOCATION - GENERAL SERVICE COSTS

Worksheet B
Part I
PPS

	Cost Center Description	Net Expenses for Cost Allocation (from Wkst A col. 7)	BLDGS & FIXTURES	MOVABLE EQUIPMENT	EMPLOYEE BENEFITS	Subtotal	ADMINISTRATIVE & GENERAL	PLANT OPERATION, MAINT. & REPAIRS	LAUNDRY & LINEN SERVICE	
		0	1.00	2.00	3.00	3A	4.00	5.00	6.00	
GENERAL SERVICE COST CENTERS										
1.00	CAP REL COSTS - BLDGS & FIXTURES	1,260,825	1,260,825							1.00
2.00	CAP REL COSTS - MOVABLE EQUIPMENT	0		0						2.00
3.00	EMPLOYEE BENEFITS	2,261,762	0	0	2,261,762					3.00
4.00	ADMINISTRATIVE & GENERAL	3,236,795	54,712	0	256,667	3,548,174	3,548,174			4.00
5.00	PLANT OPERATION, MAINT. & REPAIRS	1,378,209	16,695	0	103,734	1,498,638	332,396	1,831,034		5.00
6.00	LAUNDRY & LINEN SERVICE	135,127	20,397	0	25,707	181,231	40,197	31,400	252,828	6.00
7.00	HOUSEKEEPING	490,583	9,273	0	95,038	594,894	131,947	14,275	0	7.00
8.00	DIETARY	2,315,059	38,943	0	236,567	2,590,569	574,586	59,950	0	8.00
9.00	NURSING ADMINISTRATION	0	0	0	0	0	0	0	0	9.00
10.00	CENTRAL SERVICES & SUPPLY	0	0	0	0	0	0	0	0	10.00
11.00	PHARMACY	0	0	0	0	0	0	0	0	11.00
12.00	MEDICAL RECORDS & LIBRARY	0	0	0	0	0	0	0	0	12.00
13.00	SOCIAL SERVICE	79,349	4,636	0	18,690	102,675	22,773	7,138	0	13.00
14.00	NURSING AND ALLIED HEALTH EDUCATION	0	0	0	0	0	0	0	0	14.00
15.00	ACTIVITIES	270,563	22,257	0	55,872	348,692	77,340	34,263	0	15.00
15.01	CHAPLAIN	69,906	0	0	16,305	86,211	19,122	0	0	15.01
INPATIENT ROUTINE SERVICE COST CENTERS										
30.00	SKILLED NURSING FACILITY	4,190,801	234,668	0	683,525	5,108,994	1,133,177	361,257	202,263	30.00
31.00	NURSING FACILITY	0	0	0	0	0	0	0	0	31.00
32.00	ICF/IID	0	0	0	0	0	0	0	0	32.00
33.00	OTHER LONG TERM CARE	2,792,957	844,538	0	604,025	4,241,520	940,765	1,300,111	50,565	33.00
ANCILLARY SERVICE COST CENTERS										
40.00	RADIOLOGY	8,294	0	0	0	8,294	1,840	0	0	40.00
41.00	LABORATORY	7,991	0	0	0	7,991	1,772	0	0	41.00
42.00	INTRAVENOUS THERAPY	0	0	0	0	0	0	0	0	42.00
43.00	OXYGEN (INHALATION) THERAPY	77,107	0	0	15,375	92,482	20,512	0	0	43.00
44.00	PHYSICAL THERAPY	312,979	14,706	0	61,414	389,099	86,302	22,640	0	44.00
45.00	OCCUPATIONAL THERAPY	250,719	0	0	47,472	298,191	66,138	0	0	45.00
46.00	SPEECH PATHOLOGY	139,520	0	0	28,160	167,680	37,191	0	0	46.00
47.00	ELECTROCARDIOLOGY	0	0	0	0	0	0	0	0	47.00
48.00	MEDICAL SUPPLIES CHARGED TO PATIENTS	31,668	0	0	0	31,668	7,024	0	0	48.00
49.00	DRUGS CHARGED TO PATIENTS	131,200	0	0	0	131,200	29,100	0	0	49.00
50.00	DENTAL CARE - TITLE XIX ONLY	0	0	0	0	0	0	0	0	50.00
51.00	SUPPORT SURFACES	0	0	0	0	0	0	0	0	51.00
OUTPATIENT SERVICE COST CENTERS										
60.00	CLINIC	0	0	0	0	0	0	0	0	60.00
61.00	RURAL HEALTH CLINIC	0	0	0	0	0	0	0	0	61.00
62.00	FQHC									62.00
OTHER REIMBURSABLE COST CENTERS										
70.00	HOME HEALTH AGENCY COST	0	0	0	0	0	0	0	0	70.00
71.00	AMBULANCE	0	0	0	0	0	0	0	0	71.00
73.00	CMHC	0	0	0	0	0	0	0	0	73.00
SPECIAL PURPOSE COST CENTERS										
80.00	MALPRACTICE PREMIUMS & PAID LOSSES									80.00
81.00	INTEREST EXPENSE									81.00
82.00	UTILIZATION REVIEW - SNF									82.00
83.00	HOSPICE	0	0	0	0	0	0	0	0	83.00
89.00	SUBTOTALS (sum of lines 1-84)	19,441,414	1,260,825	0	2,248,551	19,428,203	3,522,182	1,831,034	252,828	89.00
NONREIMBURSABLE COST CENTERS										
90.00	GIFT, FLOWER, COFFEE SHOPS & CANTEEN	103,978	0	0	13,211	117,189	25,992	0	0	90.00
91.00	BARBER AND BEAUTY SHOP	0	0	0	0	0	0	0	0	91.00
92.00	PHYSICIANS PRIVATE OFFICES	0	0	0	0	0	0	0	0	92.00

COLLINGSWOOD	Period:	Run Date Time:	11/26/2025 8:29 am	
Provider CCN: 315404	From: 07/01/2024	MCRIF32	2540-10	
	To: 06/30/2025	Version:	11.3.180.0	

COST ALLOCATION - GENERAL SERVICE COSTS

Worksheet B
Part I
PPS

	Cost Center Description	Net Expenses for Cost Allocation (from Wkst A col. 7)	BLDGS & FIXTURES	MOVABLE EQUIPMENT	EMPLOYEE BENEFITS	Subtotal	ADMINISTRATIVE & GENERAL	PLANT OPERATION, MAINT. & REPAIRS	LAUNDRY & LINEN SERVICE	
		0	1.00	2.00	3.00	3A	4.00	5.00	6.00	
93.00	NONPAID WORKERS	0	0	0	0	0	0	0	0	93.00
94.00	PATIENTS LAUNDRY	0	0	0	0	0	0	0	0	94.00
98.00	Cross Foot Adjustments	0	0	0	0	0	0	0	0	98.00
99.00	Negative Cost Centers	0	0	0	0	0	0	0	0	99.00
100.00	TOTAL	19,545,392	1,260,825	0	2,261,762	19,545,392	3,548,174	1,831,034	252,828	100.00


COLLINGSWOOD		Period:	Run Date Time:	11/26/2025 8:29 am
Provider CCN: 315404		From: 07/01/2024	MCRIF32	2540-10
		To: 06/30/2025	Version:	11.3.180.0



COST ALLOCATION - GENERAL SERVICE COSTS

Worksheet B
Part I
PPS

	Cost Center Description	HOUSEKEEPING	DIETARY	NURSING ADMINISTRATION	CENTRAL SERVICES & SUPPLY	PHARMACY	MEDICAL RECORDS & LIBRARY	SOCIAL SERVICE	NURSING AND ALLIED HEALTH EDUCATION	
		7.00	8.00	9.00	10.00	11.00	12.00	13.00	14.00	
GENERAL SERVICE COST CENTERS										
1.00	CAP REL COSTS - BLDGS & FIXTURES									1.00
2.00	CAP REL COSTS - MOVABLE EQUIPMENT									2.00
3.00	EMPLOYEE BENEFITS									3.00
4.00	ADMINISTRATIVE & GENERAL									4.00
5.00	PLANT OPERATION, MAINT. & REPAIRS									5.00
6.00	LAUNDRY & LINEN SERVICE									6.00
7.00	HOUSEKEEPING	741,116								7.00
8.00	DIETARY	24,886	3,249,991							8.00
9.00	NURSING ADMINISTRATION	0	0	0						9.00
10.00	CENTRAL SERVICES & SUPPLY	0	0	0	0					10.00
11.00	PHARMACY	0	0	0	0	0				11.00
12.00	MEDICAL RECORDS & LIBRARY	0	0	0	0	0	0			12.00
13.00	SOCIAL SERVICE	2,963	0	0	0	0	0	135,549		13.00
14.00	NURSING AND ALLIED HEALTH EDUCATION	0	0	0	0	0	0	0	0	14.00
15.00	ACTIVITIES	14,223	0	0	0	0	0	0	0	15.00
15.01	CHAPLAIN	0	0	0	0	0	0	0	0	15.01
INPATIENT ROUTINE SERVICE COST CENTERS										
30.00	SKILLED NURSING FACILITY	149,960	995,901	0	0	0	0	135,549	0	30.00
31.00	NURSING FACILITY	0	0	0	0	0	0	0	0	31.00
32.00	ICF/IID	0	0	0	0	0	0	0	0	32.00
33.00	OTHER LONG TERM CARE	539,686	2,254,090	0	0	0	0	0	0	33.00
ANCILLARY SERVICE COST CENTERS										
40.00	RADIOLOGY	0	0	0	0	0	0	0	0	40.00
41.00	LABORATORY	0	0	0	0	0	0	0	0	41.00
42.00	INTRAVENOUS THERAPY	0	0	0	0	0	0	0	0	42.00
43.00	OXYGEN (INHALATION) THERAPY	0	0	0	0	0	0	0	0	43.00
44.00	PHYSICAL THERAPY	9,398	0	0	0	0	0	0	0	44.00
45.00	OCCUPATIONAL THERAPY	0	0	0	0	0	0	0	0	45.00
46.00	SPEECH PATHOLOGY	0	0	0	0	0	0	0	0	46.00
47.00	ELECTROCARDIOLOGY	0	0	0	0	0	0	0	0	47.00
48.00	MEDICAL SUPPLIES CHARGED TO PATIENTS	0	0	0	0	0	0	0	0	48.00
49.00	DRUGS CHARGED TO PATIENTS	0	0	0	0	0	0	0	0	49.00
50.00	DENTAL CARE - TITLE XIX ONLY	0	0	0	0	0	0	0	0	50.00
51.00	SUPPORT SURFACES	0	0	0	0	0	0	0	0	51.00
OUTPATIENT SERVICE COST CENTERS										
60.00	CLINIC	0	0	0	0	0	0	0	0	60.00
61.00	RURAL HEALTH CLINIC	0	0	0	0	0	0	0	0	61.00
62.00	FQHC									62.00
OTHER REIMBURSABLE COST CENTERS										
70.00	HOME HEALTH AGENCY COST	0	0	0	0	0	0	0	0	70.00
71.00	AMBULANCE	0	0	0	0	0	0	0	0	71.00
73.00	CMHC	0	0	0	0	0	0	0	0	73.00
SPECIAL PURPOSE COST CENTERS										
80.00	MALPRACTICE PREMIUMS & PAID LOSSES									80.00
81.00	INTEREST EXPENSE									81.00
82.00	UTILIZATION REVIEW - SNF									82.00
83.00	HOSPICE	0	0	0	0	0	0	0	0	83.00
89.00	SUBTOTALS (sum of lines 1-84)	741,116	3,249,991	0	0	0	0	135,549	0	89.00
NONREIMBURSABLE COST CENTERS										
90.00	GIFT, FLOWER, COFFEE SHOPS & CANTEN	0	0	0	0	0	0	0	0	90.00
91.00	BARBER AND BEAUTY SHOP	0	0	0	0	0	0	0	0	91.00
92.00	PHYSICIANS PRIVATE OFFICES	0	0	0	0	0	0	0	0	92.00
93.00	NONPAID WORKERS	0	0	0	0	0	0	0	0	93.00

COLLINGSWOOD	Period:	Run Date Time:	11/26/2025 8:29 am	
Provider CCN: 315404	From: 07/01/2024	MCRIF32	2540-10	
	To: 06/30/2025	Version:	11.3.180.0	

COST ALLOCATION - GENERAL SERVICE COSTS

Worksheet B
Part I
PPS

	Cost Center Description	HOUSEKEEPING	DIETARY	NURSING ADMINISTRATION	CENTRAL SERVICES & SUPPLY	PHARMACY	MEDICAL RECORDS & LIBRARY	SOCIAL SERVICE	NURSING AND ALLIED HEALTH EDUCATION	
		7.00	8.00	9.00	10.00	11.00	12.00	13.00	14.00	
94.00	PATIENTS LAUNDRY	0	0	0	0	0	0	0	0	94.00
98.00	Cross Foot Adjustments	0	0	0	0				0	98.00
99.00	Negative Cost Centers	0	0	0	0	0	0	0	0	99.00
100.00	TOTAL	741,116	3,249,991	0	0	0	0	135,549	0	100.00

COLLINGSWOOD		Period:	Run Date Time:	11/26/2025 8:29 am
Provider CCN: 315404		From: 07/01/2024	MCRIF32	2540-10
		To: 06/30/2025	Version:	11.3.180.0



COST ALLOCATION - GENERAL SERVICE COSTS

Worksheet B
Part I
PPS

	Cost Center Description	ACTIVITIES	CHAPLAIN	Subtotal	Post Stepdown Adjustments	Total	
		15.00	15.01	16.00	17.00	18.00	
GENERAL SERVICE COST CENTERS							
1.00	CAP REL COSTS - BLDGS & FIXTURES						1.00
2.00	CAP REL COSTS - MOVABLE EQUIPMENT						2.00
3.00	EMPLOYEE BENEFITS						3.00
4.00	ADMINISTRATIVE & GENERAL						4.00
5.00	PLANT OPERATION, MAINT. & REPAIRS						5.00
6.00	LAUNDRY & LINEN SERVICE						6.00
7.00	HOUSEKEEPING						7.00
8.00	DIETARY						8.00
9.00	NURSING ADMINISTRATION						9.00
10.00	CENTRAL SERVICES & SUPPLY						10.00
11.00	PHARMACY						11.00
12.00	MEDICAL RECORDS & LIBRARY						12.00
13.00	SOCIAL SERVICE						13.00
14.00	NURSING AND ALLIED HEALTH EDUCATION						14.00
15.00	ACTIVITIES	474,518					15.00
15.01	CHAPLAIN	0	105,333				15.01
INPATIENT ROUTINE SERVICE COST CENTERS							
30.00	SKILLED NURSING FACILITY	474,518	35,610	8,597,229	0	8,597,229	30.00
31.00	NURSING FACILITY	0	0	0	0	0	31.00
32.00	ICF/IID	0	0	0	0	0	32.00
33.00	OTHER LONG TERM CARE	0	69,723	9,396,460	0	9,396,460	33.00
ANCILLARY SERVICE COST CENTERS							
40.00	RADIOLOGY	0	0	10,134	0	10,134	40.00
41.00	LABORATORY	0	0	9,763	0	9,763	41.00
42.00	INTRAVENOUS THERAPY	0	0	0	0	0	42.00
43.00	OXYGEN (INHALATION) THERAPY	0	0	112,994	0	112,994	43.00
44.00	PHYSICAL THERAPY	0	0	507,439	0	507,439	44.00
45.00	OCCUPATIONAL THERAPY	0	0	364,329	0	364,329	45.00
46.00	SPEECH PATHOLOGY	0	0	204,871	0	204,871	46.00
47.00	ELECTROCARDIOLOGY	0	0	0	0	0	47.00
48.00	MEDICAL SUPPLIES CHARGED TO PATIENTS	0	0	38,692	0	38,692	48.00
49.00	DRUGS CHARGED TO PATIENTS	0	0	160,300	0	160,300	49.00
50.00	DENTAL CARE - TITLE XIX ONLY	0	0	0	0	0	50.00
51.00	SUPPORT SURFACES	0	0	0	0	0	51.00
OUTPATIENT SERVICE COST CENTERS							
60.00	CLINIC	0	0	0	0	0	60.00
61.00	RURAL HEALTH CLINIC	0	0	0	0	0	61.00
62.00	FQHC						62.00
OTHER REIMBURSABLE COST CENTERS							
70.00	HOME HEALTH AGENCY COST	0	0	0	0	0	70.00
71.00	AMBULANCE	0	0	0	0	0	71.00
73.00	CMHC	0	0	0	0	0	73.00
SPECIAL PURPOSE COST CENTERS							
80.00	MALPRACTICE PREMIUMS & PAID LOSSES						80.00
81.00	INTEREST EXPENSE						81.00
82.00	UTILIZATION REVIEW - SNF						82.00
83.00	HOSPICE	0	0	0	0	0	83.00
89.00	SUBTOTALS (sum of lines 1-84)	474,518	105,333	19,402,211	0	19,402,211	89.00
NONREIMBURSABLE COST CENTERS							
90.00	GIFT, FLOWER, COFFEE SHOPS & CANTEEN	0	0	143,181	0	143,181	90.00
91.00	BARBER AND BEAUTY SHOP	0	0	0	0	0	91.00
92.00	PHYSICIANS PRIVATE OFFICES	0	0	0	0	0	92.00
93.00	NONPAID WORKERS	0	0	0	0	0	93.00
94.00	PATIENTS LAUNDRY	0	0	0	0	0	94.00
98.00	Cross Foot Adjustments	0	0	0	0	0	98.00
99.00	Negative Cost Centers	0	0	0	0	0	99.00
100.00	TOTAL	474,518	105,333	19,545,392	0	19,545,392	100.00


COLLINGSWOOD		Period:	Run Date Time:	11/26/2025 8:29 am
Provider CCN: 315404		From: 07/01/2024	MCRIF32	2540-10
		To: 06/30/2025	Version:	11.3.180.0



ALLOCATION OF CAPITAL RELATED COSTS

Worksheet B
Part II
PPS


	Cost Center Description	Directly Assigned New Capital Related Costs	BLDGS & FIXTURES	MOVABLE EQUIPMENT	Subtotal	EMPLOYEE BENEFITS	ADMINISTRATIVE & GENERAL	PLANT OPERATION, MAINT. & REPAIRS	LAUNDRY & LINEN SERVICE	
		0	1.00	2.00	2A	3.00	4.00	5.00	6.00	
GENERAL SERVICE COST CENTERS										
1.00	CAP REL COSTS - BLDGS & FIXTURES									1.00
2.00	CAP REL COSTS - MOVABLE EQUIPMENT									2.00
3.00	EMPLOYEE BENEFITS	0	0	0	0	0				3.00
4.00	ADMINISTRATIVE & GENERAL	0	54,712	0	54,712	0	54,712			4.00
5.00	PLANT OPERATION, MAINT. & REPAIRS	0	16,695	0	16,695	0	5,125	21,820		5.00
6.00	LAUNDRY & LINEN SERVICE	0	20,397	0	20,397	0	620	374	21,391	6.00
7.00	HOUSEKEEPING	0	9,273	0	9,273	0	2,035	170	0	7.00
8.00	DIETARY	0	38,943	0	38,943	0	8,860	714	0	8.00
9.00	NURSING ADMINISTRATION	0	0	0	0	0	0	0	0	9.00
10.00	CENTRAL SERVICES & SUPPLY	0	0	0	0	0	0	0	0	10.00
11.00	PHARMACY	0	0	0	0	0	0	0	0	11.00
12.00	MEDICAL RECORDS & LIBRARY	0	0	0	0	0	0	0	0	12.00
13.00	SOCIAL SERVICE	0	4,636	0	4,636	0	351	85	0	13.00
14.00	NURSING AND ALLIED HEALTH EDUCATION	0	0	0	0	0	0	0	0	14.00
15.00	ACTIVITIES	0	22,257	0	22,257	0	1,193	408	0	15.00
15.01	CHAPLAIN	0	0	0	0	0	295	0	0	15.01
INPATIENT ROUTINE SERVICE COST CENTERS										
30.00	SKILLED NURSING FACILITY	0	234,668	0	234,668	0	17,474	4,305	17,113	30.00
31.00	NURSING FACILITY	0	0	0	0	0	0	0	0	31.00
32.00	ICF/IID	0	0	0	0	0	0	0	0	32.00
33.00	OTHER LONG TERM CARE	0	844,538	0	844,538	0	14,506	15,494	4,278	33.00
ANCILLARY SERVICE COST CENTERS										
40.00	RADIOLOGY	0	0	0	0	0	28	0	0	40.00
41.00	LABORATORY	0	0	0	0	0	27	0	0	41.00
42.00	INTRAVENOUS THERAPY	0	0	0	0	0	0	0	0	42.00
43.00	OXYGEN (INHALATION) THERAPY	0	0	0	0	0	316	0	0	43.00
44.00	PHYSICAL THERAPY	0	14,706	0	14,706	0	1,331	270	0	44.00
45.00	OCCUPATIONAL THERAPY	0	0	0	0	0	1,020	0	0	45.00
46.00	SPEECH PATHOLOGY	0	0	0	0	0	573	0	0	46.00
47.00	ELECTROCARDIOLOGY	0	0	0	0	0	0	0	0	47.00
48.00	MEDICAL SUPPLIES CHARGED TO PATIENTS	0	0	0	0	0	108	0	0	48.00
49.00	DRUGS CHARGED TO PATIENTS	0	0	0	0	0	449	0	0	49.00
50.00	DENTAL CARE - TITLE XIX ONLY	0	0	0	0	0	0	0	0	50.00
51.00	SUPPORT SURFACES	0	0	0	0	0	0	0	0	51.00
OUTPATIENT SERVICE COST CENTERS										
60.00	CLINIC	0	0	0	0	0	0	0	0	60.00
61.00	RURAL HEALTH CLINIC	0	0	0	0	0	0	0	0	61.00
62.00	FQHC									62.00
OTHER REIMBURSABLE COST CENTERS										
70.00	HOME HEALTH AGENCY COST	0	0	0	0	0	0	0	0	70.00
71.00	AMBULANCE	0	0	0	0	0	0	0	0	71.00
73.00	CMHC	0	0	0	0	0	0	0	0	73.00
SPECIAL PURPOSE COST CENTERS										
80.00	MALPRACTICE PREMIUMS & PAID LOSSES									80.00
81.00	INTEREST EXPENSE									81.00
82.00	UTILIZATION REVIEW - SNF									82.00
83.00	HOSPICE	0	0	0	0	0	0	0	0	83.00
89.00	SUBTOTALS (sum of lines 1-84)	0	1,260,825	0	1,260,825	0	54,311	21,820	21,391	89.00
NONREIMBURSABLE COST CENTERS										
90.00	GIFT, FLOWER, COFFEE SHOPS & CANTEN	0	0	0	0	0	401	0	0	90.00
91.00	BARBER AND BEAUTY SHOP	0	0	0	0	0	0	0	0	91.00
92.00	PHYSICIANS PRIVATE OFFICES	0	0	0	0	0	0	0	0	92.00
93.00	NONPAID WORKERS	0	0	0	0	0	0	0	0	93.00

COLLINGSWOOD	Period:	Run Date Time:	11/26/2025 8:29 am	
Provider CCN: 315404	From: 07/01/2024	MCRIF32	2540-10	
	To: 06/30/2025	Version:	11.3.180.0	

ALLOCATION OF CAPITAL RELATED COSTS

Worksheet B
Part II
PPS


	Cost Center Description	Directly Assigned New Capital Related Costs	BLDGS & FIXTURES	MOVABLE EQUIPMENT	Subtotal	EMPLOYEE BENEFITS	ADMINISTRATIVE & GENERAL	PLANT OPERATION, MAINT. & REPAIRS	LAUNDRY & LINEN SERVICE	
		0	1.00	2.00	2A	3.00	4.00	5.00	6.00	
94.00	PATIENTS LAUNDRY	0	0	0	0	0	0	0	0	94.00
98.00	Cross Foot Adjustments									98.00
99.00	Negative Cost Centers		0	0	0	0	0	0	0	99.00
100.00	TOTAL	0	1,260,825	0	1,260,825	0	54,712	21,820	21,391	100.00

COLLINGSWOOD	Period: From: 07/01/2024 To: 06/30/2025	Run Date Time: 11/26/2025 8:29 am MCRIF32 Version: 11.3.180.0	
Provider CCN: 315404			

ALLOCATION OF CAPITAL RELATED COSTS

Worksheet B
Part II
PPS

	Cost Center Description	HOUSEKEEPING	DIETARY	NURSING ADMINISTRATION	CENTRAL SERVICES & SUPPLY	PHARMACY	MEDICAL RECORDS & LIBRARY	SOCIAL SERVICE	NURSING AND ALLIED HEALTH EDUCATION	
		7.00	8.00	9.00	10.00	11.00	12.00	13.00	14.00	
GENERAL SERVICE COST CENTERS										
1.00	CAP REL COSTS - BLDGS & FIXTURES									1.00
2.00	CAP REL COSTS - MOVABLE EQUIPMENT									2.00
3.00	EMPLOYEE BENEFITS									3.00
4.00	ADMINISTRATIVE & GENERAL									4.00
5.00	PLANT OPERATION, MAINT. & REPAIRS									5.00
6.00	LAUNDRY & LINEN SERVICE									6.00
7.00	HOUSEKEEPING	11,478								7.00
8.00	DIETARY	385	48,902							8.00
9.00	NURSING ADMINISTRATION	0	0	0						9.00
10.00	CENTRAL SERVICES & SUPPLY	0	0	0	0					10.00
11.00	PHARMACY	0	0	0	0	0				11.00
12.00	MEDICAL RECORDS & LIBRARY	0	0	0	0	0	0			12.00
13.00	SOCIAL SERVICE	46	0	0	0	0	0	5,118		13.00
14.00	NURSING AND ALLIED HEALTH EDUCATION	0	0	0	0	0	0	0	0	14.00
15.00	ACTIVITIES	220	0	0	0	0	0	0	0	15.00
15.01	CHAPLAIN	0	0	0	0	0	0	0	0	15.01
INPATIENT ROUTINE SERVICE COST CENTERS										
30.00	SKILLED NURSING FACILITY	2,323	14,985	0	0	0	0	5,118	0	30.00
31.00	NURSING FACILITY	0	0	0	0	0	0	0	0	31.00
32.00	ICF/IID	0	0	0	0	0	0	0	0	32.00
33.00	OTHER LONG TERM CARE	8,358	33,917	0	0	0	0	0	0	33.00
ANCILLARY SERVICE COST CENTERS										
40.00	RADIOLOGY	0	0	0	0	0	0	0	0	40.00
41.00	LABORATORY	0	0	0	0	0	0	0	0	41.00
42.00	INTRAVENOUS THERAPY	0	0	0	0	0	0	0	0	42.00
43.00	OXYGEN (INHALATION) THERAPY	0	0	0	0	0	0	0	0	43.00
44.00	PHYSICAL THERAPY	146	0	0	0	0	0	0	0	44.00
45.00	OCCUPATIONAL THERAPY	0	0	0	0	0	0	0	0	45.00
46.00	SPEECH PATHOLOGY	0	0	0	0	0	0	0	0	46.00
47.00	ELECTROCARDIOLOGY	0	0	0	0	0	0	0	0	47.00
48.00	MEDICAL SUPPLIES CHARGED TO PATIENTS	0	0	0	0	0	0	0	0	48.00
49.00	DRUGS CHARGED TO PATIENTS	0	0	0	0	0	0	0	0	49.00
50.00	DENTAL CARE - TITLE XIX ONLY	0	0	0	0	0	0	0	0	50.00
51.00	SUPPORT SURFACES	0	0	0	0	0	0	0	0	51.00
OUTPATIENT SERVICE COST CENTERS										
60.00	CLINIC	0	0	0	0	0	0	0	0	60.00
61.00	RURAL HEALTH CLINIC	0	0	0	0	0	0	0	0	61.00
62.00	FQHC									62.00
OTHER REIMBURSABLE COST CENTERS										
70.00	HOME HEALTH AGENCY COST	0	0	0	0	0	0	0	0	70.00
71.00	AMBULANCE	0	0	0	0	0	0	0	0	71.00
73.00	CMHC	0	0	0	0	0	0	0	0	73.00
SPECIAL PURPOSE COST CENTERS										
80.00	MALPRACTICE PREMIUMS & PAID LOSSES									80.00
81.00	INTEREST EXPENSE									81.00
82.00	UTILIZATION REVIEW - SNF									82.00
83.00	HOSPICE	0	0	0	0	0	0	0	0	83.00
89.00	SUBTOTALS (sum of lines 1-84)	11,478	48,902	0	0	0	0	5,118	0	89.00
NONREIMBURSABLE COST CENTERS										
90.00	GIFT, FLOWER, COFFEE SHOPS & CANTEN	0	0	0	0	0	0	0	0	90.00
91.00	BARBER AND BEAUTY SHOP	0	0	0	0	0	0	0	0	91.00
92.00	PHYSICIANS PRIVATE OFFICES	0	0	0	0	0	0	0	0	92.00
93.00	NONPAID WORKERS	0	0	0	0	0	0	0	0	93.00

COLLINGSWOOD	Period:	Run Date Time:	11/26/2025 8:29 am	
Provider CCN: 315404	From: 07/01/2024	MCRIF32	2540-10	
	To: 06/30/2025	Version:	11.3.180.0	

ALLOCATION OF CAPITAL RELATED COSTS

Worksheet B
Part II
PPS

	Cost Center Description	HOUSEKEEPING	DIETARY	NURSING ADMINISTRATION	CENTRAL SERVICES & SUPPLY	PHARMACY	MEDICAL RECORDS & LIBRARY	SOCIAL SERVICE	NURSING AND ALLIED HEALTH EDUCATION	
		7.00	8.00	9.00	10.00	11.00	12.00	13.00	14.00	
94.00	PATIENTS LAUNDRY	0	0	0	0	0	0	0	0	94.00
98.00	Cross Foot Adjustments	0	0	0	0	0	0	0	0	98.00
99.00	Negative Cost Centers	0	0	0	0	0	0	0	0	99.00
100.00	TOTAL	11,478	48,902	0	0	0	0	5,118	0	100.00

COLLINGSWOOD		Period:	Run Date Time:	11/26/2025 8:29 am
Provider CCN:	315404	From: 07/01/2024	MCRIF32	2540-10
		To: 06/30/2025	Version:	11.3.180.0



ALLOCATION OF CAPITAL RELATED COSTS

Worksheet B
Part II
PPS

	Cost Center Description	ACTIVITIES	CHAPLAIN	Subtotal	Post Step-Down Adjustments	Total	
		15.00	15.01	16.00	17.00	18.00	
GENERAL SERVICE COST CENTERS							
1.00	CAP REL COSTS - BLDGS & FIXTURES						1.00
2.00	CAP REL COSTS - MOVABLE EQUIPMENT						2.00
3.00	EMPLOYEE BENEFITS						3.00
4.00	ADMINISTRATIVE & GENERAL						4.00
5.00	PLANT OPERATION, MAINT. & REPAIRS						5.00
6.00	LAUNDRY & LINEN SERVICE						6.00
7.00	HOUSEKEEPING						7.00
8.00	DIETARY						8.00
9.00	NURSING ADMINISTRATION						9.00
10.00	CENTRAL SERVICES & SUPPLY						10.00
11.00	PHARMACY						11.00
12.00	MEDICAL RECORDS & LIBRARY						12.00
13.00	SOCIAL SERVICE						13.00
14.00	NURSING AND ALLIED HEALTH EDUCATION						14.00
15.00	ACTIVITIES	24,078					15.00
15.01	CHAPLAIN	0	295				15.01
INPATIENT ROUTINE SERVICE COST CENTERS							
30.00	SKILLED NURSING FACILITY	24,078	100	320,164	0	320,164	30.00
31.00	NURSING FACILITY	0	0	0	0	0	31.00
32.00	ICF/IID	0	0	0	0	0	32.00
33.00	OTHER LONG TERM CARE	0	195	921,286	0	921,286	33.00
ANCILLARY SERVICE COST CENTERS							
40.00	RADIOLOGY	0	0	28	0	28	40.00
41.00	LABORATORY	0	0	27	0	27	41.00
42.00	INTRAVENOUS THERAPY	0	0	0	0	0	42.00
43.00	OXYGEN (INHALATION) THERAPY	0	0	316	0	316	43.00
44.00	PHYSICAL THERAPY	0	0	16,453	0	16,453	44.00
45.00	OCCUPATIONAL THERAPY	0	0	1,020	0	1,020	45.00
46.00	SPEECH PATHOLOGY	0	0	573	0	573	46.00
47.00	ELECTROCARDIOLOGY	0	0	0	0	0	47.00
48.00	MEDICAL SUPPLIES CHARGED TO PATIENTS	0	0	108	0	108	48.00
49.00	DRUGS CHARGED TO PATIENTS	0	0	449	0	449	49.00
50.00	DENTAL CARE - TITLE XIX ONLY	0	0	0	0	0	50.00
51.00	SUPPORT SURFACES	0	0	0	0	0	51.00
OUTPATIENT SERVICE COST CENTERS							
60.00	CLINIC	0	0	0	0	0	60.00
61.00	RURAL HEALTH CLINIC	0	0	0	0	0	61.00
62.00	FQHC						62.00
OTHER REIMBURSABLE COST CENTERS							
70.00	HOME HEALTH AGENCY COST	0	0	0	0	0	70.00
71.00	AMBULANCE	0	0	0	0	0	71.00
73.00	CMHC	0	0	0	0	0	73.00
SPECIAL PURPOSE COST CENTERS							
80.00	MALPRACTICE PREMIUMS & PAID LOSSES						80.00
81.00	INTEREST EXPENSE						81.00
82.00	UTILIZATION REVIEW - SNF						82.00
83.00	HOSPICE	0	0	0	0	0	83.00
89.00	SUBTOTALS (sum of lines 1-84)	24,078	295	1,260,424	0	1,260,424	89.00
NONREIMBURSABLE COST CENTERS							
90.00	GIFT, FLOWER, COFFEE SHOPS & CANTEEN	0	0	401	0	401	90.00
91.00	BARBER AND BEAUTY SHOP	0	0	0	0	0	91.00
92.00	PHYSICIANS PRIVATE OFFICES	0	0	0	0	0	92.00
93.00	NONPAID WORKERS	0	0	0	0	0	93.00
94.00	PATIENTS LAUNDRY	0	0	0	0	0	94.00
98.00	Cross Foot Adjustments	0	0	0	0	0	98.00
99.00	Negative Cost Centers	0	0	0	0	0	99.00

COLLINGSWOOD	Period:	Run Date Time: 11/26/2025 8:29 am
Provider CCN: 315404	From: 07/01/2024	MCRIF32 2540-10
	To: 06/30/2025	Version: 11.3.180.0



ALLOCATION OF CAPITAL RELATED COSTS

Worksheet B
Part II
PPS

100.00	TOTAL	24,078	295	1,260,825	0	1,260,825		100.00
--------	-------	--------	-----	-----------	---	-----------	--	--------

COLLINGSWOOD		Period:	Run Date Time:	11/26/2025 8:29 am
Provider CCN:	315404	From: 07/01/2024	MCRIF32	2540-10
		To: 06/30/2025	Version:	11.3.180.0




COST ALLOCATION - STATISTICAL BASIS

Worksheet B-1

PPS

	Cost Center Description	BLDGS & FIXTURES (SQ. FEET)	MOVABLE EQUIPMENT (SQ. FEET)	EMPLOYEE BENEFITS (GROSS SALARIES)	Reconciliation	ADMINISTRATIVE & GENERAL (ACCUM COST)	PLANT OPERATION, MAINT. & REPAIRS (SQ. FEET)	LAUNDRY & LINEN SERVICE (POUNDS OF LAUNDRY)	HOUSEKEEPING (SQ. FEET)	
		1.00	2.00	3.00	4A	4.00	5.00	6.00	7.00	
GENERAL SERVICE COST CENTERS										
1.00	CAP REL COSTS - BLDGS & FIXTURES	147,118								1.00
2.00	CAP REL COSTS - MOVABLE EQUIPMENT		0							2.00
3.00	EMPLOYEE BENEFITS	0	0	9,602,131						3.00
4.00	ADMINISTRATIVE & GENERAL	6,384	0	1,089,661	-3,548,174	15,997,218				4.00
5.00	PLANT OPERATION, MAINT. & REPAIRS	1,948	0	440,396	0	1,498,638	138,786			5.00
6.00	LAUNDRY & LINEN SERVICE	2,380	0	109,136	0	181,231	2,380	176,502		6.00
7.00	HOUSEKEEPING	1,082	0	403,477	0	594,894	1,082	0	135,324	7.00
8.00	DIETARY	4,544	0	1,004,325	0	2,590,569	4,544	0	4,544	8.00
9.00	NURSING ADMINISTRATION	0	0	0	0	0	0	0	0	9.00
10.00	CENTRAL SERVICES & SUPPLY	0	0	0	0	0	0	0	0	10.00
11.00	PHARMACY	0	0	0	0	0	0	0	0	11.00
12.00	MEDICAL RECORDS & LIBRARY	0	0	0	0	0	0	0	0	12.00
13.00	SOCIAL SERVICE	541	0	79,349	0	102,675	541	0	541	13.00
14.00	NURSING AND ALLIED HEALTH EDUCATION	0	0	0	0	0	0	0	0	14.00
15.00	ACTIVITIES	2,597	0	237,199	0	348,692	2,597	0	2,597	15.00
15.01	CHAPLAIN	0	0	69,221	0	86,211	0	0	0	15.01
INPATIENT ROUTINE SERVICE COST CENTERS										
30.00	SKILLED NURSING FACILITY	27,382	0	2,901,847	0	5,108,994	27,382	141,202	27,382	30.00
31.00	NURSING FACILITY	0	0	0	0	0	0	0	0	31.00
32.00	ICF/IID	0	0	0	0	0	0	0	0	32.00
33.00	OTHER LONG TERM CARE	98,544	0	2,564,341	0	4,241,520	98,544	35,300	98,544	33.00
ANCILLARY SERVICE COST CENTERS										
40.00	RADIOLOGY	0	0	0	0	8,294	0	0	0	40.00
41.00	LABORATORY	0	0	0	0	7,991	0	0	0	41.00
42.00	INTRAVENOUS THERAPY	0	0	0	0	0	0	0	0	42.00
43.00	OXYGEN (INHALATION) THERAPY	0	0	65,272	0	92,482	0	0	0	43.00
44.00	PHYSICAL THERAPY	1,716	0	260,729	0	389,099	1,716	0	1,716	44.00
45.00	OCCUPATIONAL THERAPY	0	0	201,540	0	298,191	0	0	0	45.00
46.00	SPEECH PATHOLOGY	0	0	119,550	0	167,680	0	0	0	46.00
47.00	ELECTROCARDIOLOGY	0	0	0	0	0	0	0	0	47.00
48.00	MEDICAL SUPPLIES CHARGED TO PATIENTS	0	0	0	0	31,668	0	0	0	48.00
49.00	DRUGS CHARGED TO PATIENTS	0	0	0	0	131,200	0	0	0	49.00
50.00	DENTAL CARE - TITLE XIX ONLY	0	0	0	0	0	0	0	0	50.00
51.00	SUPPORT SURFACES	0	0	0	0	0	0	0	0	51.00
OUTPATIENT SERVICE COST CENTERS										
60.00	CLINIC	0	0	0	0	0	0	0	0	60.00
61.00	RURAL HEALTH CLINIC	0	0	0	0	0	0	0	0	61.00
62.00	FQHC									62.00
OTHER REIMBURSABLE COST CENTERS										
70.00	HOME HEALTH AGENCY COST	0	0	0	0	0	0	0	0	70.00
71.00	AMBULANCE	0	0	0	0	0	0	0	0	71.00
73.00	CMHC	0	0	0	0	0	0	0	0	73.00
SPECIAL PURPOSE COST CENTERS										
80.00	MALPRACTICE PREMIUMS & PAID LOSSES									80.00
81.00	INTEREST EXPENSE									81.00
82.00	UTILIZATION REVIEW - SNF									82.00
83.00	HOSPICE	0	0	0	0	0	0	0	0	83.00
89.00	SUBTOTALS (sum of lines 1-84)	147,118	0	9,546,043	-3,548,174	15,880,029	138,786	176,502	135,324	89.00
NONREIMBURSABLE COST CENTERS										
90.00	GIFT, FLOWER, COFFEE SHOPS & CANTEEN	0	0	56,088	0	117,189	0	0	0	90.00
91.00	BARBER AND BEAUTY SHOP	0	0	0	0	0	0	0	0	91.00

COLLINGSWOOD		Period:	Run Date Time:	11/26/2025 8:29 am	
Provider CCN: 315404		From: 07/01/2024	MCRIF32	2540-10	
		To: 06/30/2025	Version:	11.3.180.0	

COST ALLOCATION - STATISTICAL BASIS

Worksheet B-1

PPS

	Cost Center Description	BLDGS & FIXTURES (SQUARE FEET)	MOVABLE EQUIPMENT (SQUARE FEET)	EMPLOYEE BENEFITS (GROSS SALARIES)	Reconciliation	ADMINISTRATIVE & GENERAL (ACCUM COST)	PLANT OPERATION, MAINT. & REPAIRS (SQUARE FEET)	LAUNDRY & LINEN SERVICE (POUNDS OF LAUNDRY)	HOUSEKEEPING (SQUARE FEET)	
		1.00	2.00	3.00	4A	4.00	5.00	6.00	7.00	
92.00	PHYSICIANS PRIVATE OFFICES	0	0	0	0	0	0	0	0	92.00
93.00	NONPAID WORKERS	0	0	0	0	0	0	0	0	93.00
94.00	PATIENT'S LAUNDRY	0	0	0	0	0	0	0	0	94.00
98.00	Cross Foot Adjustments									98.00
99.00	Negative Cost Centers									99.00
102.00	Cost to be allocated (per Wkst. B, Part I)	1,260,825	0	2,261,762		3,548,174	1,831,034	252,828	741,116	102.00
103.00	Unit cost multiplier (Wkst. B, Part I)	8.570161	0.000000	0.235548		0.221799	13.193218	1.432437	5.476604	103.00
104.00	Cost to be allocated (per Wkst. B, Part II)			0		54,712	21,820	21,391	11,478	104.00
105.00	Unit cost multiplier (Wkst. B, Part II)			0.000000		0.003420	0.157220	0.121194	0.084819	105.00

COLLINGSWOOD		Period:	Run Date Time:	11/26/2025 8:29 am
Provider CCN: 315404		From: 07/01/2024	MCRIF32	2540-10
		To: 06/30/2025	Version:	11.3.180.0




COST ALLOCATION - STATISTICAL BASIS

Worksheet B-1

PPS

	Cost Center Description	DIETARY (MEALS SERVED)	NURSING ADMINISTRATION (DIRECT NURSING)	CENTRAL SERVICES & SUPPLY (COSTED REQUIS)	PHARMACY (COSTED REQUIS)	MEDICAL RECORDS & LIBRARY (TIME SPENT)	SOCIAL SERVICE (PATIENT DAYS)	NURSING AND ALLIED HEALTH EDUCATION (ASSIGNED TIME)	ACTIVITIES (PATIENT DAYS)	
		8.00	9.00	10.00	11.00	12.00	13.00	14.00	15.00	
GENERAL SERVICE COST CENTERS										
1.00	CAP REL COSTS - BLDGS & FIXTURES									1.00
2.00	CAP REL COSTS - MOVABLE EQUIPMENT									2.00
3.00	EMPLOYEE BENEFITS									3.00
4.00	ADMINISTRATIVE & GENERAL									4.00
5.00	PLANT OPERATION, MAINT. & REPAIRS									5.00
6.00	LAUNDRY & LINEN SERVICE									6.00
7.00	HOUSEKEEPING									7.00
8.00	DIETARY	186,955								8.00
9.00	NURSING ADMINISTRATION	0	0							9.00
10.00	CENTRAL SERVICES & SUPPLY	0	0	0						10.00
11.00	PHARMACY	0	0	0	0					11.00
12.00	MEDICAL RECORDS & LIBRARY	0	0	0	0	0				12.00
13.00	SOCIAL SERVICE	0	0	0	0	0	18,640			13.00
14.00	NURSING AND ALLIED HEALTH EDUCATION	0	0	0	0	0	0	0		14.00
15.00	ACTIVITIES	0	0	0	0	0	0	0	18,640	15.00
15.01	CHAPLAIN	0	0	0	0	0	0	0	0	15.01
INPATIENT ROUTINE SERVICE COST CENTERS										
30.00	SKILLED NURSING FACILITY	57,289	0	0	0	0	18,640	0	18,640	30.00
31.00	NURSING FACILITY	0	0	0	0	0	0	0	0	31.00
32.00	ICF/IID	0	0	0	0	0	0	0	0	32.00
33.00	OTHER LONG TERM CARE	129,666	0	0	0	0	0	0	0	33.00
ANCILLARY SERVICE COST CENTERS										
40.00	RADIOLOGY	0	0	0	0	0	0	0	0	40.00
41.00	LABORATORY	0	0	0	0	0	0	0	0	41.00
42.00	INTRAVENOUS THERAPY	0	0	0	0	0	0	0	0	42.00
43.00	OXYGEN (INHALATION) THERAPY	0	0	0	0	0	0	0	0	43.00
44.00	PHYSICAL THERAPY	0	0	0	0	0	0	0	0	44.00
45.00	OCCUPATIONAL THERAPY	0	0	0	0	0	0	0	0	45.00
46.00	SPEECH PATHOLOGY	0	0	0	0	0	0	0	0	46.00
47.00	ELECTROCARDIOLOGY	0	0	0	0	0	0	0	0	47.00
48.00	MEDICAL SUPPLIES CHARGED TO PATIENTS	0	0	0	0	0	0	0	0	48.00
49.00	DRUGS CHARGED TO PATIENTS	0	0	0	0	0	0	0	0	49.00
50.00	DENTAL CARE - TITLE XIX ONLY	0	0	0	0	0	0	0	0	50.00
51.00	SUPPORT SURFACES	0	0	0	0	0	0	0	0	51.00
OUTPATIENT SERVICE COST CENTERS										
60.00	CLINIC		0	0		0	0	0	0	60.00
61.00	RURAL HEALTH CLINIC	0	0	0	0	0	0	0	0	61.00
62.00	FQHC									62.00
OTHER REIMBURSABLE COST CENTERS										
70.00	HOME HEALTH AGENCY COST	0	0	0	0	0	0	0	0	70.00
71.00	AMBULANCE	0	0	0	0	0	0	0	0	71.00
73.00	CMHC	0	0	0	0	0	0	0	0	73.00
SPECIAL PURPOSE COST CENTERS										
80.00	MALPRACTICE PREMIUMS & PAID LOSSES									80.00
81.00	INTEREST EXPENSE									81.00
82.00	UTILIZATION REVIEW - SNF									82.00
83.00	HOSPICE	0	0	0	0	0	0	0	0	83.00
89.00	SUBTOTALS (sum of lines 1-84)	186,955	0	0	0	0	18,640	0	18,640	89.00
NONREIMBURSABLE COST CENTERS										
90.00	GIFT, FLOWER, COFFEE SHOPS & CANTEEN	0	0	0	0	0	0	0	0	90.00
91.00	BARBER AND BEAUTY SHOP	0	0	0	0	0	0	0	0	91.00


COLLINGSWOOD	Period:	Run Date Time:	11/26/2025 8:29 am	
Provider CCN: 315404	From: 07/01/2024	MCRIF32	2540-10	
	To: 06/30/2025	Version:	11.3.180.0	

COST ALLOCATION - STATISTICAL BASIS

Worksheet B-1

PPS

	Cost Center Description	DIETARY (MEALS SERVED)	NURSING ADMINISTRATION (DIRECT NURSING)	CENTRAL SERVICES & SUPPLY (COSTED REQUIS)	PHARMACY (COSTED REQUIS)	MEDICAL RECORDS & LIBRARY (TIME SPENT)	SOCIAL SERVICE (PATIENT DAYS)	NURSING AND ALLIED HEALTH EDUCATION (ASSIGNED TIME)	ACTIVITIES (PATIENT DAYS)	
		8.00	9.00	10.00	11.00	12.00	13.00	14.00	15.00	
92.00	PHYSICIANS PRIVATE OFFICES	0	0	0	0	0	0	0	0	92.00
93.00	NONPAID WORKERS	0	0	0	0	0	0	0	0	93.00
94.00	PATIENT'S LAUNDRY	0	0	0	0	0	0	0	0	94.00
98.00	Cross Foot Adjustments									98.00
99.00	Negative Cost Centers									99.00
102.00	Cost to be allocated (per Wkst. B, Part I)	3,249,991	0	0	0	0	135,549	0	474,518	102.00
103.00	Unit cost multiplier (Wkst. B, Part I)	17.383814	0.000000	0.000000	0.000000	0.000000	7.271942	0.000000	25.456974	103.00
104.00	Cost to be allocated (per Wkst. B, Part II)	48,902	0	0	0	0	5,118	0	24,078	104.00
105.00	Unit cost multiplier (Wkst. B, Part II)	0.261571	0.000000	0.000000	0.000000	0.000000	0.274571	0.000000	1.291738	105.00


COLLINGSWOOD	Period: 07/01/2024	Run Date Time: 11/26/2025 8:29 am	
Provider CCN: 315404	From: 07/01/2024	MCRIF32 2540-10	
	To: 06/30/2025	Version: 11.3.180.0	

COST ALLOCATION - STATISTICAL BASIS

Worksheet B-1

PPS

	Cost Center Description	CHAPLAIN (PATIENT DAYS)	
		15.01	
GENERAL SERVICE COST CENTERS			
1.00	CAP REL COSTS - BLDGS & FIXTURES		1.00
2.00	CAP REL COSTS - MOVABLE EQUIPMENT		2.00
3.00	EMPLOYEE BENEFITS		3.00
4.00	ADMINISTRATIVE & GENERAL		4.00
5.00	PLANT OPERATION, MAINT. & REPAIRS		5.00
6.00	LAUNDRY & LINEN SERVICE		6.00
7.00	HOUSEKEEPING		7.00
8.00	DIETARY		8.00
9.00	NURSING ADMINISTRATION		9.00
10.00	CENTRAL SERVICES & SUPPLY		10.00
11.00	PHARMACY		11.00
12.00	MEDICAL RECORDS & LIBRARY		12.00
13.00	SOCIAL SERVICE		13.00
14.00	NURSING AND ALLIED HEALTH EDUCATION		14.00
15.00	ACTIVITIES		15.00
15.01	CHAPLAIN	55,136	15.01
INPATIENT ROUTINE SERVICE COST CENTERS			
30.00	SKILLED NURSING FACILITY	18,640	30.00
31.00	NURSING FACILITY	0	31.00
32.00	ICF/IID	0	32.00
33.00	OTHER LONG TERM CARE	36,496	33.00
ANCILLARY SERVICE COST CENTERS			
40.00	RADIOLOGY	0	40.00
41.00	LABORATORY	0	41.00
42.00	INTRAVENOUS THERAPY	0	42.00
43.00	OXYGEN (INHALATION) THERAPY	0	43.00
44.00	PHYSICAL THERAPY	0	44.00
45.00	OCCUPATIONAL THERAPY	0	45.00
46.00	SPEECH PATHOLOGY	0	46.00
47.00	ELECTROCARDIOLOGY	0	47.00
48.00	MEDICAL SUPPLIES CHARGED TO PATIENTS	0	48.00
49.00	DRUGS CHARGED TO PATIENTS	0	49.00
50.00	DENTAL CARE - TITLE XIX ONLY	0	50.00
51.00	SUPPORT SURFACES	0	51.00
OUTPATIENT SERVICE COST CENTERS			
60.00	CLINIC	0	60.00
61.00	RURAL HEALTH CLINIC	0	61.00
62.00	FQHC		62.00
OTHER REIMBURSABLE COST CENTERS			
70.00	HOME HEALTH AGENCY COST	0	70.00
71.00	AMBULANCE	0	71.00
73.00	CMHC	0	73.00
SPECIAL PURPOSE COST CENTERS			
80.00	MALPRACTICE PREMIUMS & PAID LOSSES		80.00
81.00	INTEREST EXPENSE		81.00
82.00	UTILIZATION REVIEW - SNF		82.00
83.00	HOSPICE	0	83.00
89.00	SUBTOTALS (sum of lines 1-84)	55,136	89.00
NONREIMBURSABLE COST CENTERS			
90.00	GIFT, FLOWER, COFFEE SHOPS & CANTEEN	0	90.00
91.00	BARBER AND BEAUTY SHOP	0	91.00
92.00	PHYSICIANS PRIVATE OFFICES	0	92.00
93.00	NONPAID WORKERS	0	93.00


COLLINGSWOOD	Period:	Run Date Time: 11/26/2025 8:29 am	
Provider CCN: 315404	From: 07/01/2024	MCRIF32 2540-10	
	To: 06/30/2025	Version: 11.3.180.0	

COST ALLOCATION - STATISTICAL BASIS

Worksheet B-1

PPS

	Cost Center Description	CHAPLAIN (PATIENT DAYS)		
		15.01		
94.00	PATIENTS LAUNDRY	0		94.00
98.00	Cross Foot Adjustments			98.00
99.00	Negative Cost Centers			99.00
102.00	Cost to be allocated (per Wkst. B, Part I)	105,333		102.00
103.00	Unit cost multiplier (Wkst. B, Part I)	1.910422		103.00
104.00	Cost to be allocated (per Wkst. B, Part II)	295		104.00
105.00	Unit cost multiplier (Wkst. B, Part II)	0.005350		105.00


COLLINGSWOOD	Period:	Run Date Time:	11/26/2025 8:29 am	
Provider CCN: 315404	From: 07/01/2024	MCRIF32	2540-10	
	To: 06/30/2025	Version:	11.3.180.0	

RATIO OF COST TO CHARGES FOR ANCILLARY AND OUTPATIENT COST CENTERS

Worksheet C

PPS

	Cost Center Description	Total (from Wkst. B, Pt I, col. 18)	Total Charges	Ratio (col. 1 divided by col. 2)	
		1.00	2.00	3.00	
ANCILLARY SERVICE COST CENTERS					
40.00	RADIOLOGY	10,134	8,294	1.221847	40.00
41.00	LABORATORY	9,763	6,235	1.565838	41.00
42.00	INTRAVENOUS THERAPY	0	0	0.000000	42.00
43.00	OXYGEN (INHALATION) THERAPY	112,994	77,107	1.465418	43.00
44.00	PHYSICAL THERAPY	507,439	462,492	1.097184	44.00
45.00	OCCUPATIONAL THERAPY	364,329	435,325	0.836913	45.00
46.00	SPEECH PATHOLOGY	204,871	176,823	1.158622	46.00
47.00	ELECTROCARDIOLOGY	0	0	0.000000	47.00
48.00	MEDICAL SUPPLIES CHARGED TO PATIENTS	38,692	31,668	1.221801	48.00
49.00	DRUGS CHARGED TO PATIENTS	160,300	139,323	1.150564	49.00
50.00	DENTAL CARE - TITLE XIX ONLY	0	0	0.000000	50.00
51.00	SUPPORT SURFACES	0	0	0.000000	51.00
OUTPATIENT SERVICE COST CENTERS					
60.00	CLINIC	0	0	0.000000	60.00
61.00	RURAL HEALTH CLINIC				61.00
62.00	FQHC				62.00
71.00	AMBULANCE	0	0	0.000000	71.00
100.00	Total	1,408,522	1,337,267		100.00

COLLINGSWOOD	Period:	Run Date Time:	11/26/2025 8:29 am	
Provider CCN: 315404	From: 07/01/2024	MCRIF32	2540-10	
	To: 06/30/2025	Version:	11.3.180.0	


APPORTIONMENT OF ANCILLARY AND OUTPATIENT COSTS

Worksheet D
Part I
PPS

Title XVIII Skilled Nursing Facility

PART I - CALCULATION OF ANCILLARY AND OUTPATIENT COST							
		Ratio of Cost to Charges (Fr. Wkst. C Column 3)	Health Care Program Charges		Health Care Program Cost		
			Part A	Part B	Part A (col. 1 x col. 2)	Part B (col. 1 x col. 3)	
		1.00	2.00	3.00	4.00	5.00	
ANCILLARY SERVICE COST CENTERS							
40.00	RADIOLOGY	1.221847	1,576	0	1,926	0	40.00
41.00	LABORATORY	1.565838	4,847	0	7,590	0	41.00
42.00	INTRAVENOUS THERAPY	0.000000	0	0	0	0	42.00
43.00	OXYGEN (INHALATION) THERAPY	1.465418	0	0	0	0	43.00
44.00	PHYSICAL THERAPY	1.097184	264,790	0	290,523	0	44.00
45.00	OCCUPATIONAL THERAPY	0.836913	260,463	0	217,985	0	45.00
46.00	SPEECH PATHOLOGY	1.158622	112,094	0	129,875	0	46.00
47.00	ELECTROCARDIOLOGY	0.000000	0	0	0	0	47.00
48.00	MEDICAL SUPPLIES CHARGED TO PATIENTS	1.221801	0	0	0	0	48.00
49.00	DRUGS CHARGED TO PATIENTS	1.150564	110,501	0	127,138	0	49.00
50.00	DENTAL CARE - TITLE XIX ONLY	0.000000	0		0		50.00
51.00	SUPPORT SURFACES	0.000000	0	0	0	0	51.00
OUTPATIENT SERVICE COST CENTERS							
60.00	CLINIC	0.000000	0	0	0	0	60.00
61.00	RURAL HEALTH CLINIC						61.00
62.00	FQHC						62.00
71.00	AMBULANCE (2)	0.000000		0		0	71.00
100.00	Total (Sum of lines 40 - 71)		754,271	0	775,037	0	100.00

(1) For titles V and XIX use columns 1, 2 and 4 only.
 (2) Line 71 columns 2 and 4 are for titles V and XIX. No amounts should be entered here for title XVIII.

COLLINGSWOOD	Period: From: 07/01/2024 To: 06/30/2025	Run Date Time: 11/26/2025 8:29 am MCRIF32 Version: 11.3.180.0	
Provider CCN: 315404			

APPORTIONMENT OF ANCILLARY AND OUTPATIENT COSTS


Worksheet D
Parts II-III
PPS

Title XVIII Skilled Nursing Facility

PART II - APPORTIONMENT OF VACCINE COST		1.00	
1.00	Drugs charged to patients - ratio of cost to charges (From Worksheet C, column 3, line 49)	1.150564	1.00
2.00	Program vaccine charges (From your records, or the PS&R)	481	2.00
3.00	Program costs (Line 1 x line 2) (Title XVIII, PPS providers, transfer this amount to Worksheet E, Part I, line 18)	553	3.00

PART III - CALCULATION OF PASS THROUGH COSTS FOR NURSING & ALLIED HEALTH						
	Cost Center Description	Total Cost (From Wkst. B, Part I, Col. 18)	Nursing & Allied Health (From Wkst. B, Part I, Col. 14)	Ratio of Nursing & Allied Health Costs to Total Costs - Part A (Col. 2 / Col. 1)	Program Part A Cost (From Wkst. D Part I, Col. 4)	Part A Nursing & Allied Health Costs for Pass Through (Col. 3 x Col. 4)
		1.00	2.00	3.00	4.00	5.00

ANCILLARY SERVICE COST CENTERS						
40.00	RADIOLOGY	10,134	0	0.000000	1,926	0
41.00	LABORATORY	9,763	0	0.000000	7,590	0
42.00	INTRAVENOUS THERAPY	0	0	0.000000	0	0
43.00	OXYGEN (INHALATION) THERAPY	112,994	0	0.000000	0	0
44.00	PHYSICAL THERAPY	507,439	0	0.000000	290,523	0
45.00	OCCUPATIONAL THERAPY	364,329	0	0.000000	217,985	0
46.00	SPEECH PATHOLOGY	204,871	0	0.000000	129,875	0
47.00	ELECTROCARDIOLOGY	0	0	0.000000	0	0
48.00	MEDICAL SUPPLIES CHARGED TO PATIENTS	38,692	0	0.000000	0	0
49.00	DRUGS CHARGED TO PATIENTS	160,300	0	0.000000	127,138	0
50.00	DENTAL CARE - TITLE XIX ONLY	0	0	0.000000	0	0
51.00	SUPPORT SURFACES	0	0	0.000000	0	0
100.00	Total (Sum of lines 40 - 52)	1,408,522	0		775,037	0


COLLINGSWOOD	Period: From: 07/01/2024 To: 06/30/2025	Run Date Time: 11/26/2025 8:29 am MCRIF32 Version: 11.3.180.0	
Provider CCN: 315404			

COMPUTATION OF INPATIENT ROUTINE COSTS

Worksheet D-1
Part I
PPS

Title XVIII Skilled Nursing Facility

PART I CALCULATION OF INPATIENT ROUTINE COSTS		
		1.00
INPATIENT DAYS		
1.00	Inpatient days including private room days	18,640 1.00
2.00	Private room days	0 2.00
3.00	Inpatient days including private room days applicable to the Program	3,447 3.00
4.00	Medically necessary private room days applicable to the Program	0 4.00
5.00	Total general inpatient routine service cost	8,597,229 5.00
PRIVATE ROOM DIFFERENTIAL ADJUSTMENT		
6.00	General inpatient routine service charges	11,729,194 6.00
7.00	General inpatient routine service cost/charge ratio (Line 5 divided by line 6)	0.732977 7.00
8.00	Enter private room charges from your records	0 8.00
9.00	Average private room per diem charge (Private room charges line 8 divided by private room days, line 2)	0.00 9.00
10.00	Enter semi-private room charges from your records	11,729,194 10.00
11.00	Average semi-private room per diem charge (Semi-private room charges line 10, divided by semi-private room days)	629.25 11.00
12.00	Average per diem private room charge differential (Line 9 minus line 11)	0.00 12.00
13.00	Average per diem private room cost differential (Line 7 times line 12)	0.00 13.00
14.00	Private room cost differential adjustment (Line 2 times line 13)	0 14.00
15.00	General inpatient routine service cost net of private room cost differential (Line 5 minus line 14)	8,597,229 15.00
PROGRAM INPATIENT ROUTINE SERVICE COSTS		
16.00	Adjusted general inpatient service cost per diem (Line 15 divided by line 1)	461.22 16.00
17.00	Program routine service cost (Line 3 times line 16)	1,589,825 17.00
18.00	Medically necessary private room cost applicable to program (line 4 times line 13)	0 18.00
19.00	Total program general inpatient routine service cost (Line 17 plus line 18)	1,589,825 19.00
20.00	Capital related cost allocated to inpatient routine service costs (From Wkst. B, Part II column 18, line 30 for SNF; line 31 for NF, or line 32 for ICF/IID)	320,164 20.00
21.00	Per diem capital related costs (Line 20 divided by line 1)	17.18 21.00
22.00	Program capital related cost (Line 3 times line 21)	59,219 22.00
23.00	Inpatient routine service cost (Line 19 minus line 22)	1,530,606 23.00
24.00	Aggregate charges to beneficiaries for excess costs (From provider records)	0 24.00
25.00	Total program routine service costs for comparison to the cost limitation (Line 23 minus line 24)	1,530,606 25.00
26.00	Enter the per diem limitation (1)	26.00
27.00	Inpatient routine service cost limitation (Line 3 times the per diem limitation line 26) (1)	27.00
28.00	Reimbursable inpatient routine service costs (Line 22 plus the lesser of line 25 or line 27) (Transfer to Worksheet E, Part II, line 4) (See instructions)	28.00
PART II CALCULATION OF INPATIENT NURSING & ALLIED HEALTH COSTS FOR PPS PASS-THROUGH		
		1.00
1.00	Total SNF inpatient days	18,640 1.00
2.00	Program inpatient days (see instructions)	3,447 2.00
3.00	Total nursing & allied health costs. (see instructions)(Do not complete for titles V or XIX)	0 3.00
4.00	Nursing & allied health ratio. (line 2 divided by line 1)	0.184925 4.00
5.00	Program nursing & allied health costs for pass-through. (line 3 times line 4)	0 5.00

COLLINGSWOOD	Period: From: 07/01/2024 To: 06/30/2025	Run Date Time: 11/26/2025 8:29 am MCRIF32 Version: 11.3.180.0	
Provider CCN: 315404			

COMPUTATION OF INPATIENT ROUTINE COSTS

Worksheet D-1
Part I
Cost

Title XIX Skilled Nursing Facility

PART I CALCULATION OF INPATIENT ROUTINE COSTS

		1.00	
INPATIENT DAYS			
1.00	Inpatient days including private room days	18,640	1.00
2.00	Private room days	0	2.00
3.00	Inpatient days including private room days applicable to the Program	5,709	3.00
4.00	Medically necessary private room days applicable to the Program	0	4.00
5.00	Total general inpatient routine service cost	8,597,229	5.00

PRIVATE ROOM DIFFERENTIAL ADJUSTMENT


6.00	General inpatient routine service charges	11,729,194	6.00
7.00	General inpatient routine service cost/charge ratio (Line 5 divided by line 6)	0.732977	7.00
8.00	Enter private room charges from your records	0	8.00
9.00	Average private room per diem charge (Private room charges line 8 divided by private room days, line 2)	0.00	9.00
10.00	Enter semi-private room charges from your records	11,729,194	10.00
11.00	Average semi-private room per diem charge (Semi-private room charges line 10, divided by semi-private room days)	629.25	11.00
12.00	Average per diem private room charge differential (Line 9 minus line 11)	0.00	12.00
13.00	Average per diem private room cost differential (Line 7 times line 12)	0.00	13.00
14.00	Private room cost differential adjustment (Line 2 times line 13)	0	14.00
15.00	General inpatient routine service cost net of private room cost differential (Line 5 minus line 14)	8,597,229	15.00

PROGRAM INPATIENT ROUTINE SERVICE COSTS

16.00	Adjusted general inpatient service cost per diem (Line 15 divided by line 1)	461.22	16.00
17.00	Program routine service cost (Line 3 times line 16)	2,633,105	17.00
18.00	Medically necessary private room cost applicable to program (line 4 times line 13)	0	18.00
19.00	Total program general inpatient routine service cost (Line 17 plus line 18)	2,633,105	19.00
20.00	Capital related cost allocated to inpatient routine service costs (From Wkst. B, Part II column 18, line 30 for SNF; line 31 for NF, or line 32 for ICF/IID)	320,164	20.00
21.00	Per diem capital related costs (Line 20 divided by line 1)	17.18	21.00
22.00	Program capital related cost (Line 3 times line 21)	98,081	22.00
23.00	Inpatient routine service cost (Line 19 minus line 22)	2,535,024	23.00
24.00	Aggregate charges to beneficiaries for excess costs (From provider records)	0	24.00
25.00	Total program routine service costs for comparison to the cost limitation (Line 23 minus line 24)	2,535,024	25.00
26.00	Enter the per diem limitation (1)	0.00	26.00
27.00	Inpatient routine service cost limitation (Line 3 times the per diem limitation line 26) (1)	0	27.00
28.00	Reimbursable inpatient routine service costs (Line 22 plus the lesser of line 25 or line 27) (Transfer to Worksheet E, Part II, line 4) (See instructions)	2,633,105	28.00

PART II CALCULATION OF INPATIENT NURSING & ALLIED HEALTH COSTS FOR PPS PASS-THROUGH

		1.00	
1.00	Total SNF inpatient days	18,640	1.00
2.00	Program inpatient days (see instructions)	5,709	2.00
3.00	Total nursing & allied health costs. (see instructions)(Do not complete for titles V or XIX)	0	3.00
4.00	Nursing & allied health ratio. (line 2 divided by line 1)	0.306277	4.00
5.00	Program nursing & allied health costs for pass-through. (line 3 times line 4)	0	5.00

COLLINGSWOOD	Period: From: 07/01/2024 To: 06/30/2025	Run Date Time: 11/26/2025 8:29 am MCRIF32 Version: 11.3.180.0	
Provider CCN: 315404			

CALCULATION OF REIMBURSEMENT SETTLEMENT FOR TITLE XVIII

Worksheet E
Part I
PPS


Title XVIII Skilled Nursing Facility

PART A - INPATIENT SERVICE PPS PROVIDER COMPUTATION OF REIMBURSEMENT

		1.00	
1.00	Inpatient PPS amount (See Instructions)	2,407,585	1.00
2.00	Nursing and Allied Health Education Activities (pass through payments)	0	2.00
3.00	Subtotal (Sum of lines 1 and 2)	2,407,585	3.00
4.00	Primary payor amounts	0	4.00
5.00	Coinsurance	253,261	5.00
6.00	Allowable bad debts (From your records)	2,448	6.00
7.00	Allowable Bad debts for dual eligible beneficiaries (See instructions)	2,448	7.00
8.00	Adjusted reimbursable bad debts. (See instructions)	1,591	8.00
9.00	Recovery of bad debts - for statistical records only	0	9.00
10.00	Utilization review	0	10.00
11.00	Subtotal (See instructions)	2,155,915	11.00
12.00	Interim payments (See instructions)	2,111,237	12.00
13.00	Tentative adjustment	0	13.00
14.00	OTHER adjustment (See instructions)	0	14.00
14.50	Demonstration payment adjustment amount before sequestration	0	14.50
14.55	Demonstration payment adjustment amount after sequestration	0	14.55
14.75	Sequestration for non-claims based amounts (see instructions)	32	14.75
14.99	Sequestration amount (see instructions)	43,087	14.99
15.00	Balance due provider/program (see Instructions)	1,559	15.00
16.00	Protested amounts (Nonallowable cost report items in accordance with CMS Pub. 15-2, section 115.2)	0	16.00

PART B - ANCILLARY SERVICE COMPUTATION OF REIMBURSEMENT LESSER OF COST OR CHARGES - TITLE XVIII ONLY


17.00	Ancillary services Part B	0	17.00
18.00	Vaccine cost (From Wkst D, Part II, line 3)	553	18.00
19.00	Total reasonable costs (Sum of lines 17 and 18)	553	19.00
20.00	Medicare Part B ancillary charges (See instructions)	481	20.00
21.00	Cost of covered services (Lesser of line 19 or line 20)	481	21.00
22.00	Primary payor amounts	0	22.00
23.00	Coinsurance and deductibles	0	23.00
24.00	Allowable bad debts (From your records)	0	24.00
24.01	Allowable Bad debts for dual eligible beneficiaries (see instructions)	0	24.01
24.02	Adjusted reimbursable bad debts (see instructions)	0	24.02
25.00	Subtotal (Sum of lines 21 and 24, minus lines 22 and 23)	481	25.00
26.00	Interim payments (See instructions)	471	26.00
27.00	Tentative adjustment	0	27.00
28.00	Other Adjustments (See instructions) Specify	0	28.00
28.50	Demonstration payment adjustment amount before sequestration	0	28.50
28.55	Demonstration payment adjustment amount after sequestration	0	28.55
28.99	Sequestration amount (see instructions)	10	28.99
29.00	Balance due provider/program (see instructions)	0	29.00
30.00	Protested amounts (Nonallowable cost report items) in accordance with CMS Pub.15-2, section 115.2	0	30.00

COLLINGSWOOD	Period: From: 07/01/2024 To: 06/30/2025	Run Date Time: 11/26/2025 8:29 am MCRIF32 Version: 11.3.180.0	
Provider CCN: 315404			

CALCULATION OF REIMBURSEMENT SETTLEMENT TITLE V and TITLE XIX ONLY

**Worksheet E
Part II**

		Title XIX	Skilled Nursing Facility	Cost
			1.00	
COMPUTATION OF NET COST OF COVERED SERVICES				
1.00	Inpatient ancillary services (see Instructions)		0	1.00
2.00	Nursing & Allied Health Cost (From Worksheet D-1, Pt. II, line 5)		0	2.00
3.00	Outpatient services		0	3.00
4.00	Inpatient routine services (see instructions)		2,633,105	4.00
5.00	Utilization review--physicians' compensation (from provider records)		0	5.00
6.00	Cost of covered services (Sum of lines 1 - 5)		2,633,105	6.00
7.00	Differential in charges between semiprivate accommodations and less than semiprivate accommodations		0	7.00
8.00	SUBTOTAL (Line 6 minus line 7)		2,633,105	8.00
9.00	Primary payor amounts		0	9.00
10.00	Total Reasonable Cost (Line 8 minus line 9)		2,633,105	10.00
REASONABLE CHARGES				
11.00	Inpatient ancillary service charges		0	11.00
12.00	Outpatient service charges		0	12.00
13.00	Inpatient routine service charges		0	13.00
14.00	Differential in charges between semiprivate accommodations and less than semiprivate accommodations		0	14.00
15.00	Total reasonable charges		0	15.00
CUSTOMARY CHARGES				
16.00	Aggregate amount actually collected from patients liable for payment for services on a charge basis		0	16.00
17.00	Amounts that would have been realized from patients liable for payment for services on a charge basis had such payment been made in accordance with 42 CFR 413.13(e)		0	17.00
18.00	Ratio of line 16 to line 17 (not to exceed 1.000000)		0.000000	18.00
19.00	Total customary charges (see instructions)		0	19.00
COMPUTATION OF REIMBURSEMENT SETTLEMENT				
20.00	Cost of covered services (see Instructions)		0	20.00
21.00	Deductibles		0	21.00
22.00	Subtotal (Line 20 minus line 21)		0	22.00
23.00	Coinsurance		0	23.00
24.00	Subtotal (Line 22 minus line 23)		0	24.00
25.00	Allowable bad debts (from your records)		0	25.00
26.00	Subtotal (sum of lines 24 and 25)		0	26.00
27.00	Unrefunded charges to beneficiaries for excess costs erroneously collected based on correction of cost limit		0	27.00
28.00	Recovery of excess depreciation resulting from provider termination or a decrease in program utilization		0	28.00
29.00	Other Adjustments (see instructions) Specify		0	29.00
30.00	Amounts applicable to prior cost reporting periods resulting from disposition of depreciable assets (if minus, enter amount in parentheses)		0	30.00
31.00	Subtotal (Line 26 plus or minus lines 29, and 30, minus lines 27 and 28)		0	31.00
32.00	Interim payments		0	32.00
33.00	Balance due provider/program (Line 31 minus line 32) (indicate overpayments in parentheses) (see Instructions)		0	33.00

COLLINGSWOOD	Period: From: 07/01/2024 To: 06/30/2025	Run Date Time: 11/26/2025 8:29 am MCRIF32 Version: 11.3.180.0	
Provider CCN: 315404			

ANALYSIS OF PAYMENTS TO PROVIDERS FOR SERVICES RENDERED

Worksheet E-1

Title XVIII Skilled Nursing Facility PPS

	DESCRIPTION	Inpatient Part A		Part B		
		mm/dd/yyyy	Amount	mm/dd/yyyy	Amount	
		1.00	2.00	3.00	4.00	
1.00	Total interim payments paid to provider		2,111,237		471	1.00
2.00	Interim payments payable on individual bills, either submitted or to be submitted to the contractor for services rendered in the cost reporting period. If none, enter zero		0		0	2.00
3.00	List separately each retroactive lump sum adjustment amount based on subsequent revision of the interim rate for the cost reporting period. Also show date of each payment. If none, write "NONE" or enter a zero. (1)					3.00
Program to Provider						
3.01	ADJUSTMENTS TO PROVIDER		0		0	3.01
3.02			0		0	3.02
3.03			0		0	3.03
3.04			0		0	3.04
3.05			0		0	3.05
Provider to Program						
3.50	ADJUSTMENTS TO PROGRAM		0		0	3.50
3.51			0		0	3.51
3.52			0		0	3.52
3.53			0		0	3.53
3.54			0		0	3.54
3.99	Subtotal (Sum of lines 3.01 - 3.49 minus sum of lines 3.50 - 3.98)		0		0	3.99
4.00	Total interim payments (sum of lines 1, 2, and 3.99) (Transfer to Wkst. E, Part I line 12 for Part A, and line 26 for Part B)		2,111,237		471	4.00
TO BE COMPLETED BY CONTRACTOR						
5.00	List separately each tentative settlement payment after desk review. Also show date of each payment. If none, write "NONE" or enter a zero. (1)					5.00
Program to Provider						
5.01	TENTATIVE TO PROVIDER		0		0	5.01
5.02			0		0	5.02
5.03			0		0	5.03
Provider to Program						
5.50	TENTATIVE TO PROGRAM		0		0	5.50
5.51			0		0	5.51
5.52			0		0	5.52
5.99	Subtotal (Sum of lines 5.01 - 5.49 minus sum of lines 5.50 - 5.98)		0		0	5.99
6.00	Determined net settlement amount (balance due) based on the cost report. (1)					6.00
6.01	PROGRAM TO PROVIDER		1,559		0	6.01
6.02	PROVIDER TO PROGRAM		0		0	6.02
7.00	Total Medicare program liability (see instructions)		2,112,796		471	7.00
Contractor Name		Contractor Number				
1.00		2.00				
8.00						8.00

(1) On lines 3, 5, and 6, where an amount is due "Provider to Program", show the amount and date on which the provider agrees to the amount of repayment even though total repayment is not accomplished until a later date.

COLLINGSWOOD		Period:	Run Date Time:	11/26/2025 8:29 am
Provider CCN: 315404		From: 07/01/2024	MCRIF32	2540-10
		To: 06/30/2025	Version:	11.3.180.0




BALANCE SHEET (If you are nonproprietary and do not maintain fund-type accounting records, complete the "General Fund" column only)

Worksheet G

PPS

		General Fund	Specific Purpose Fund	Endowment Fund	Plant Fund	
		1.00	2.00	3.00	4.00	
Assets						
CURRENT ASSETS						
1.00	Cash on hand and in banks	61,490	0	0	0	1.00
2.00	Temporary investments	0	0	0	0	2.00
3.00	Notes receivable	0	0	0	0	3.00
4.00	Accounts receivable	3,441,567	0	0	0	4.00
5.00	Other receivables	0	0	0	0	5.00
6.00	Less: allowances for uncollectible notes and accounts receivable	-902,350	0	0	0	6.00
7.00	Inventory	71,904	0	0	0	7.00
8.00	Prepaid expenses	192,199	0	0	0	8.00
9.00	Other current assets	0	0	0	0	9.00
10.00	Due from other funds	33,054,642	0	0	0	10.00
11.00	TOTAL CURRENT ASSETS (Sum of lines 1 - 10)	35,919,452	0	0	0	11.00
FIXED ASSETS						
12.00	Land	257,870	0	0	0	12.00
13.00	Land improvements	0	0	0	0	13.00
14.00	Less: Accumulated depreciation	0	0	0	0	14.00
15.00	Buildings	26,492,521	0	0	0	15.00
16.00	Less Accumulated depreciation	-17,311,691	0	0	0	16.00
17.00	Leasehold improvements	0	0	0	0	17.00
18.00	Less: Accumulated Amortization	0	0	0	0	18.00
19.00	Fixed equipment	2,762,347	0	0	0	19.00
20.00	Less: Accumulated depreciation	-1,892,966	0	0	0	20.00
21.00	Automobiles and trucks	81,450	0	0	0	21.00
22.00	Less: Accumulated depreciation	-81,450	0	0	0	22.00
23.00	Major movable equipment	0	0	0	0	23.00
24.00	Less: Accumulated depreciation	0	0	0	0	24.00
25.00	Minor equipment - Depreciable	0	0	0	0	25.00
26.00	Minor equipment nondepreciable	0	0	0	0	26.00
27.00	Other fixed assets	0	0	0	0	27.00
28.00	TOTAL FIXED ASSETS (Sum of lines 12 - 27)	10,308,081	0	0	0	28.00
OTHER ASSETS						
29.00	Investments	0	0	0	0	29.00
30.00	Deposits on leases	0	0	0	0	30.00
31.00	Due from owners/officers	0	0	0	0	31.00
32.00	Other assets	720,096	0	0	0	32.00
33.00	TOTAL OTHER ASSETS (Sum of lines 29 - 32)	720,096	0	0	0	33.00
34.00	TOTAL ASSETS (Sum of lines 11, 28, and 33)	46,947,629	0	0	0	34.00
Liabilities and Fund Balances						
CURRENT LIABILITIES						
35.00	Accounts payable	953,272	0	0	0	35.00
36.00	Salaries, wages, and fees payable	1,051,651	0	0	0	36.00
37.00	Payroll taxes payable	0	0	0	0	37.00
38.00	Notes & loans payable (Short term)	69,123	0	0	0	38.00
39.00	Deferred income	0	0	0	0	39.00
40.00	Accelerated payments	0				40.00
41.00	Due to other funds	0	0	0	0	41.00
42.00	Other current liabilities	65,054	0	0	0	42.00
43.00	TOTAL CURRENT LIABILITIES (Sum of lines 35 - 42)	2,139,100	0	0	0	43.00
LONG TERM LIABILITIES						
44.00	Mortgage payable	0	0	0	0	44.00
45.00	Notes payable	3,426,911	0	0	0	45.00
46.00	Unsecured loans	0	0	0	0	46.00
47.00	Loans from owners:	0	0	0	0	47.00
48.00	Other long term liabilities	11,133,764	0	0	0	48.00
49.00	OTHER (SPECIFY)	0	0	0	0	49.00
50.00	TOTAL LONG TERM LIABILITIES (Sum of lines 44 - 49)	14,560,675	0	0	0	50.00

COLLINGSWOOD		Period:	Run Date Time:	11/26/2025 8:29 am	
Provider CCN: 315404		From: 07/01/2024	MCRIF32	2540-10	
		To: 06/30/2025	Version:	11.3.180.0	


BALANCE SHEET (If you are nonproprietary and do not maintain fund-type accounting records, complete the "General Fund" column only)

Worksheet G

PPS

		General Fund	Specific Purpose Fund	Endowment Fund	Plant Fund	
		1.00	2.00	3.00	4.00	
51.00	TOTAL LIABILITIES (Sum of lines 43 and 50)	16,699,775	0	0	0	51.00
CAPITAL ACCOUNTS						
52.00	General fund balance	30,247,854				52.00
53.00	Specific purpose fund		0			53.00
54.00	Donor created - endowment fund balance - restricted			0		54.00
55.00	Donor created - endowment fund balance - unrestricted			0		55.00
56.00	Governing body created - endowment fund balance			0		56.00
57.00	Plant fund balance - invested in plant				0	57.00
58.00	Plant fund balance - reserve for plant improvement, replacement, and expansion				0	58.00
59.00	TOTAL FUND BALANCES (Sum of lines 52 thru 58)	30,247,854	0	0	0	59.00
60.00	TOTAL LIABILITIES AND FUND BALANCES (Sum of lines 51 and 59)	46,947,629	0	0	0	60.00

() = contra amount


COLLINGSWOOD		Period:	Run Date Time:	11/26/2025 8:29 am	
Provider CCN: 315404		From: 07/01/2024	MCRIF32	2540-10	
		To: 06/30/2025	Version:	11.3.180.0	

STATEMENT OF CHANGES IN FUND BALANCES

Worksheet G-1

PPS


		General Fund		Special Purpose Fund		Endowment Fund		Plant Fund		
		1.00	2.00	3.00	4.00	5.00	6.00	7.00	8.00	
1.00	Fund balances at beginning of period		31,546,229		0		0		0	1.00
2.00	Net income (loss) (from Wkst. G-3, line 31)		-1,298,373							2.00
3.00	Total (sum of line 1 and line 2)		30,247,856		0		0		0	3.00
4.00	Additions (credit adjustments)									4.00
5.00	INTERCOMPANY RECONCILIATION	0		0		0		0		5.00
6.00	ROUNDING	0		0		0		0		6.00
7.00		0		0		0		0		7.00
8.00		0		0		0		0		8.00
9.00		0		0		0		0		9.00
10.00	Total additions (sum of line 5 - 9)		0		0		0		0	10.00
11.00	Subtotal (line 3 plus line 10)		30,247,856		0		0		0	11.00
12.00	Deductions (debit adjustments)									12.00
13.00	ROUNDING	2		0		0		0		13.00
14.00		0		0		0		0		14.00
15.00		0		0		0		0		15.00
16.00		0		0		0		0		16.00
17.00		0		0		0		0		17.00
18.00	Total deductions (sum of lines 13 - 17)		2		0		0		0	18.00
19.00	Fund balance at end of period per balance sheet (Line 11 - line 18)		30,247,854		0		0		0	19.00

COLLINGSWOOD	Period:	Run Date Time:	11/26/2025 8:29 am	
Provider CCN: 315404	From: 07/01/2024	MCRIF32	2540-10	
	To: 06/30/2025	Version:	11.3.180.0	

STATEMENT OF PATIENT REVENUES AND OPERATING EXPENSES

Worksheet G-2
Part I
PPS

PART I - PATIENT REVENUES					
	Cost Center Description	Inpatient	Outpatient	Total	
		1.00	2.00	3.00	
General Inpatient Routine Care Services					
1.00	SKILLED NURSING FACILITY	11,729,194		11,729,194	1.00
2.00	NURSING FACILITY	0		0	2.00
3.00	ICF/IID	0		0	3.00
4.00	OTHER LONG TERM CARE	11,045,267		11,045,267	4.00
5.00	Total general inpatient care services (Sum of lines 1 - 4)	22,774,461		22,774,461	5.00
All Other Care Services					
6.00	ANCILLARY SERVICES	1,253,658	0	1,253,658	6.00
7.00	CLINIC		0	0	7.00
8.00	HOME HEALTH AGENCY COST		0	0	8.00
9.00	AMBULANCE		0	0	9.00
10.00	RURAL HEALTH CLINIC		0	0	10.00
10.10	FQHC		0	0	10.10
11.00	CMHC		0	0	11.00
12.00	HOSPICE	0	0	0	12.00
13.00	OTHER (SPECIFY)	0	0	0	13.00
14.00	Total Patient Revenues (Sum of lines 5 - 13) (Transfer column 3 to Worksheet G-3, Line 1)	24,028,119	0	24,028,119	14.00
PART II - OPERATING EXPENSES					
			1.00	2.00	
1.00	Operating Expenses (Per Worksheet A, Col. 3, Line 100)			20,716,369	1.00
2.00	Add (Specify)		0		2.00
3.00			0		3.00
4.00			0		4.00
5.00			0		5.00
6.00			0		6.00
7.00			0		7.00
8.00	Total Additions (Sum of lines 2 - 7)			0	8.00
9.00	Deduct (Specify)		0		9.00
10.00			0		10.00
11.00			0		11.00
12.00			0		12.00
13.00			0		13.00
14.00	Total Deductions (Sum of lines 9 - 13)			0	14.00
15.00	Total Operating Expenses (Sum of lines 1 and 8, minus line 14)			20,716,369	15.00

COLLINGSWOOD		Period:	Run Date Time:	11/26/2025 8:29 am	
Provider CCN: 315404		From: 07/01/2024	MCRIF32	2540-10	
		To: 06/30/2025	Version:	11.3.180.0	

STATEMENT OF PATIENT REVENUES AND OPERATING EXPENSES

Worksheet G-3

PPS

		1.00	
1.00	Total patient revenues (From Wkst. G-2, Part I, col. 3, line 14)	24,028,119	1.00
2.00	Less: contractual allowances and discounts on patients accounts	4,718,402	2.00
3.00	Net patient revenues (Line 1 minus line 2)	19,309,717	3.00
4.00	Less: total operating expenses (From Worksheet G-2, Part II, line 15)	20,716,369	4.00
5.00	Net income from service to patients (Line 3 minus 4)	-1,406,652	5.00
Other income:			
6.00	Contributions, donations, bequests, etc	78,883	6.00
7.00	Income from investments	-86,972	7.00
8.00	Revenues from communications (Telephone and Internet service)	0	8.00
9.00	Revenue from television and radio service	0	9.00
10.00	Purchase discounts	0	10.00
11.00	Rebates and refunds of expenses	0	11.00
12.00	Parking lot receipts	0	12.00
13.00	Revenue from laundry and linen service	0	13.00
14.00	Revenue from meals sold to employees and guests	57,480	14.00
15.00	Revenue from rental of living quarters	0	15.00
16.00	Revenue from sale of medical and surgical supplies to other than patients	0	16.00
17.00	Revenue from sale of drugs to other than patients	0	17.00
18.00	Revenue from sale of medical records and abstracts	0	18.00
19.00	Tuition (fees, sale of textbooks, uniforms, etc.)	0	19.00
20.00	Revenue from gifts, flower, coffee shops, canteen	0	20.00
21.00	Rental of vending machines	0	21.00
22.00	Rental of skilled nursing space	0	22.00
23.00	Governmental appropriations	0	23.00
24.00	MISCELLANEOUS	0	24.00
24.01	CATERING / COUNTRY STORE	48,437	24.01
24.02	MAINTENANCE INCOME	0	24.02
24.03	GAIN/LOSS ON DISPOSAL OF FIXED ASSET	0	24.03
24.04	TRANSPORTATION - RESIDENTIAL	7,802	24.04
24.05	MISCELLANEOUS INCOME	0	24.05
24.06	HOUSEKEEPING SERVICES	0	24.06
24.07	ELECTRIC INCOME	474	24.07
24.08	BEAUTICIAN INCOME	0	24.08
24.09	FITNESS MEMBERSHIP	0	24.09
24.10	GRANT REVENUE	12,121	24.10
24.50	COVID-19 PHE Funding	0	24.50
25.00	Total other income (Sum of lines 6 - 24)	118,225	25.00
26.00	Total (Line 5 plus line 25)	-1,288,427	26.00
27.00	LOSS ON DISPOSAL	3,049	27.00
27.01	BARBER AND BEAUTY	0	27.01
28.00	MISCELLANEOUS INCOME	6,897	28.00
29.00		0	29.00
30.00	Total other expenses (Sum of lines 27 - 29)	9,946	30.00
31.00	Net income (or loss) for the period (Line 26 minus line 30)	-1,298,373	31.00