

Permit No: PPC/A/1181922

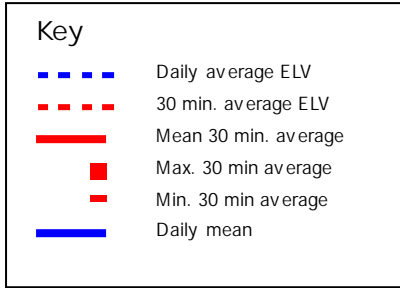
Facility: Westfield Energy

Operator: Westfield Energy Recovery Ltd

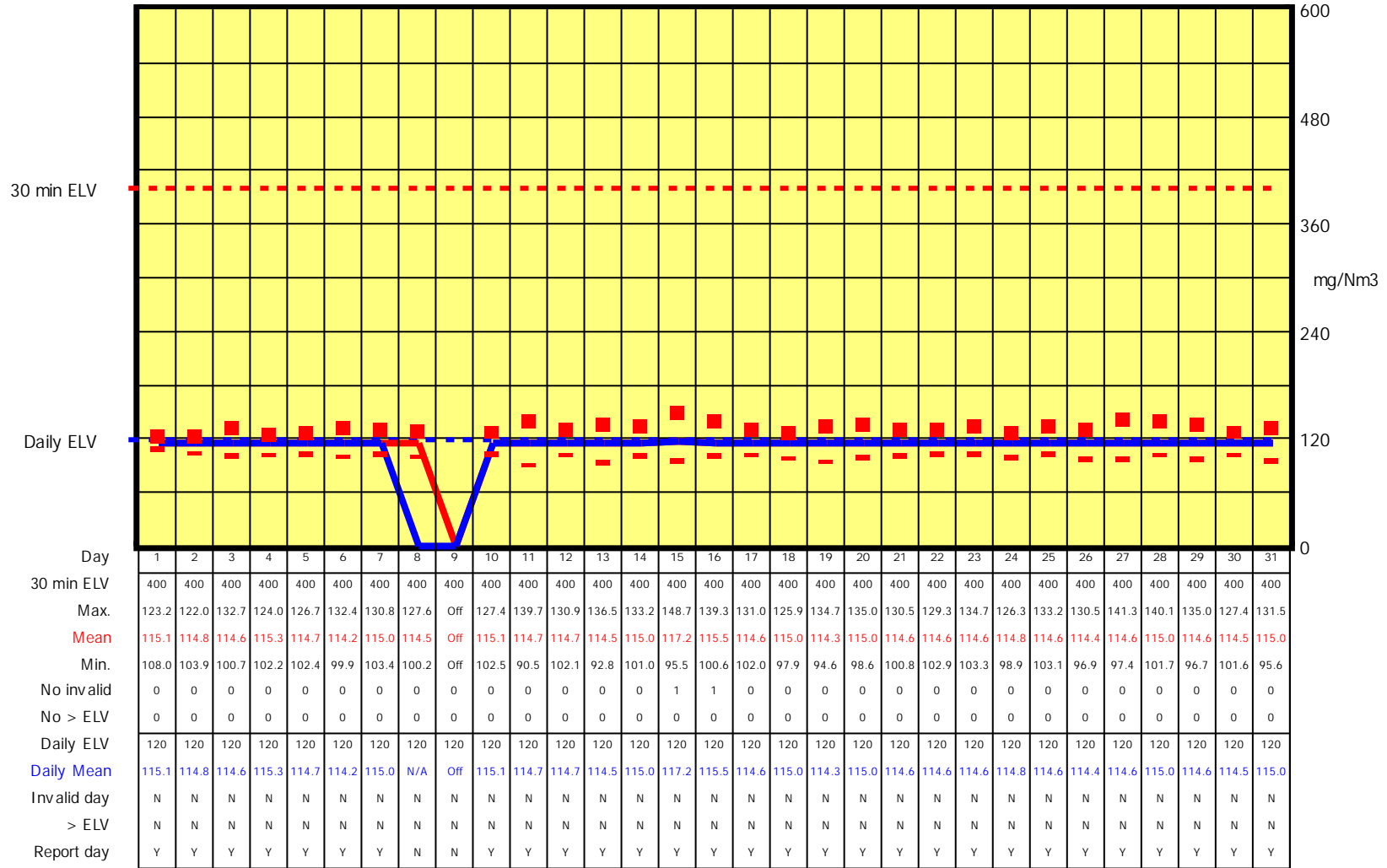
Form No: Air 6 (A1)



Reporting of Continuously Monitored Emissions to Air for NO<sub>x</sub>, Emission Point Report for Jan, 2026



97th Percentile = 126.9  
No. of valid averages = 1419



Month summary	
<b>30 min ELV</b>	
Monthly max.	148.7
Monthly mean	114.8
Monthly min.	90.5
Total invalid	2
Sum > ELV	0
<b>Daily ELV</b>	
Monthly max	117.2
No. invalid days	0
No. > ELV	0
No. report days	29

Data is as processed without repairs.

Signature \_\_\_\_\_

authorised to sign on behalf of the company

Date \_\_\_\_\_

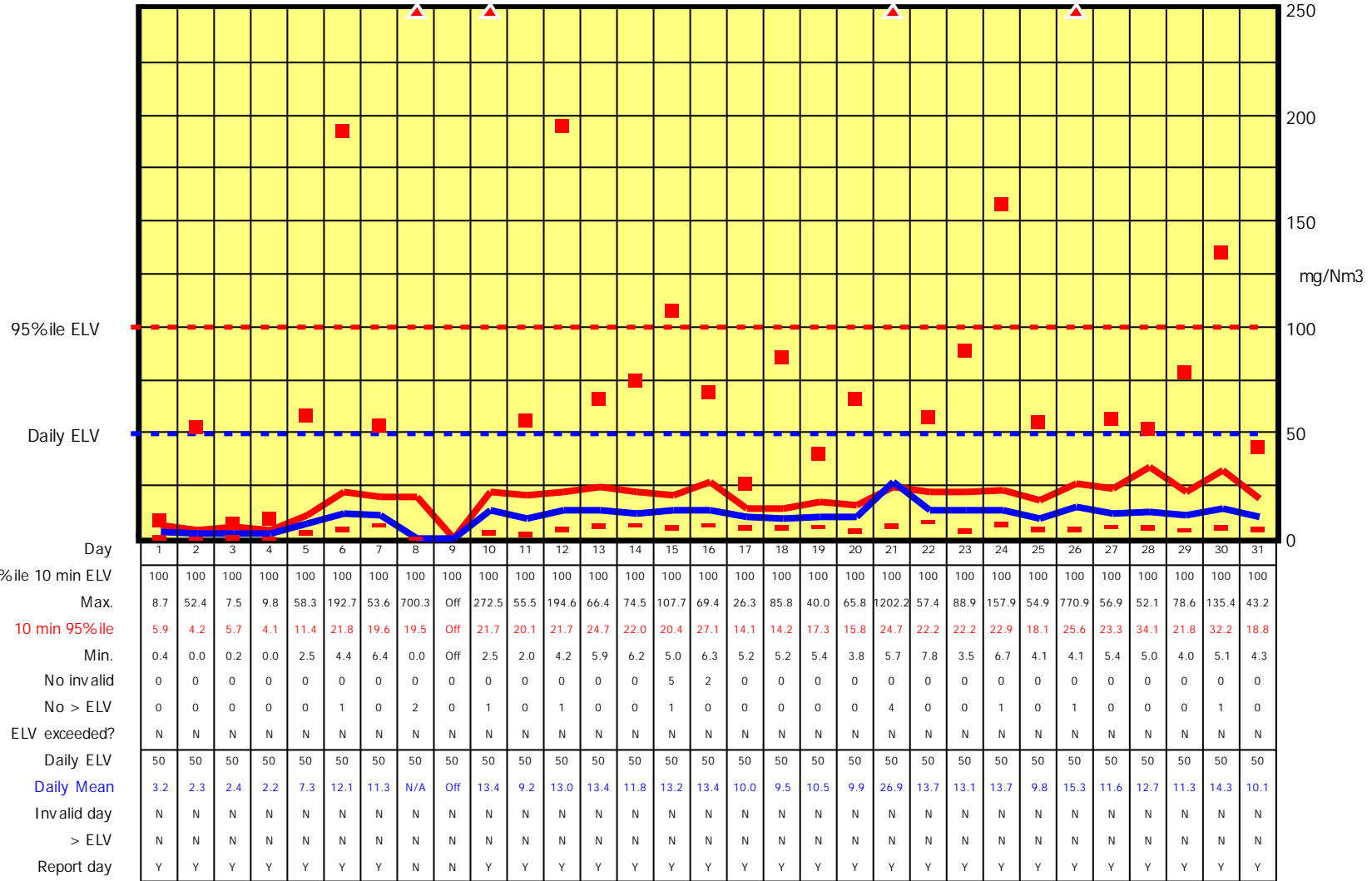
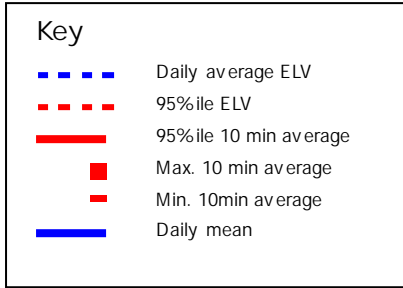
Permit No: PPC/A/1181922

Facility: Westfield Energy

Operator: Westfield Energy Recovery Ltd

Form No: Air 4 (A1)

Reporting of Continuously Monitored Emissions to Air for CO, Emission Point Report for Jan, 2026



Month summary	
<b>10 minute data</b>	
Monthly max.	1202.2
Monthly mean	11.3
Monthly min.	0.0
Total invalid	7
Sum > ELV	13
Total %ile exceed.	0
<b>Daily ELV</b>	
Monthly max	26.9
No. invalid days	0
No. > ELV	0
No. report days	29

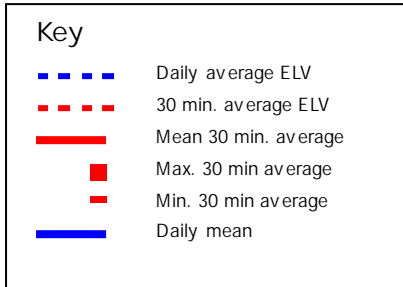
Data is as processed without repairs.

Signature \_\_\_\_\_

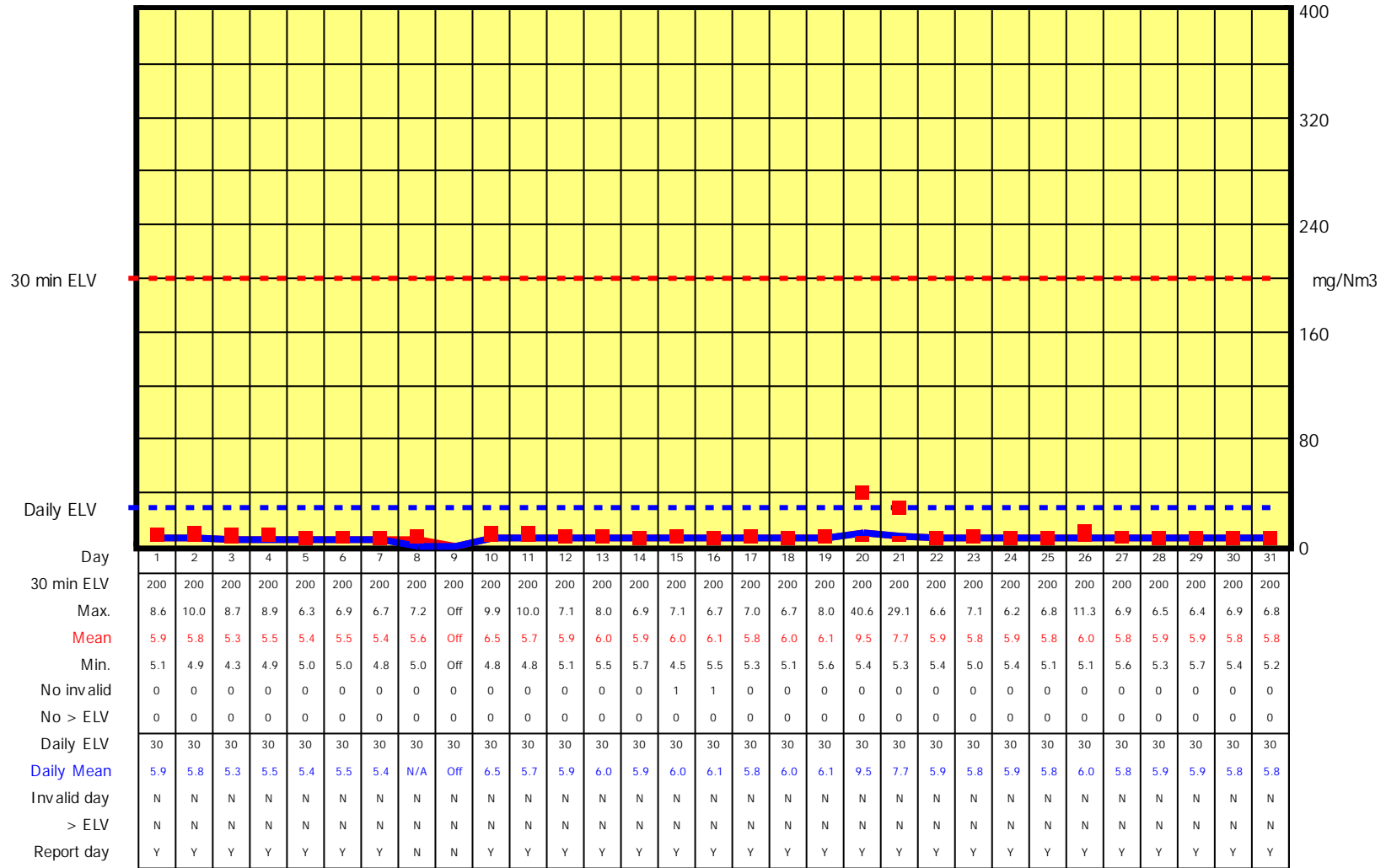
authorised to sign on behalf of the company

Date \_\_\_\_\_

Reporting of Continuously Monitored Emissions to Air for SO<sub>2</sub>, Emission Point Report for Jan, 2026



97th Percentile = 7.6  
No. of valid averages = 1419



Month summary	
<b>30 min ELV</b>	
Monthly max.	40.6
Monthly mean	6.0
Monthly min.	4.3
Total invalid	2
Sum > ELV	0
<b>Daily ELV</b>	
Monthly max	9.5
No. invalid days	0
No. > ELV	0
No. report days	29

Data is as processed without repairs.

Signature \_\_\_\_\_  
authorised to sign on behalf of the company

Date \_\_\_\_\_

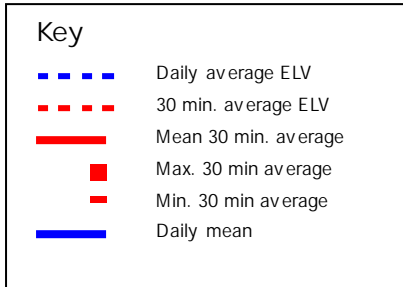
Permit No: PPC/A/1181922

Facility: Westfield Energy

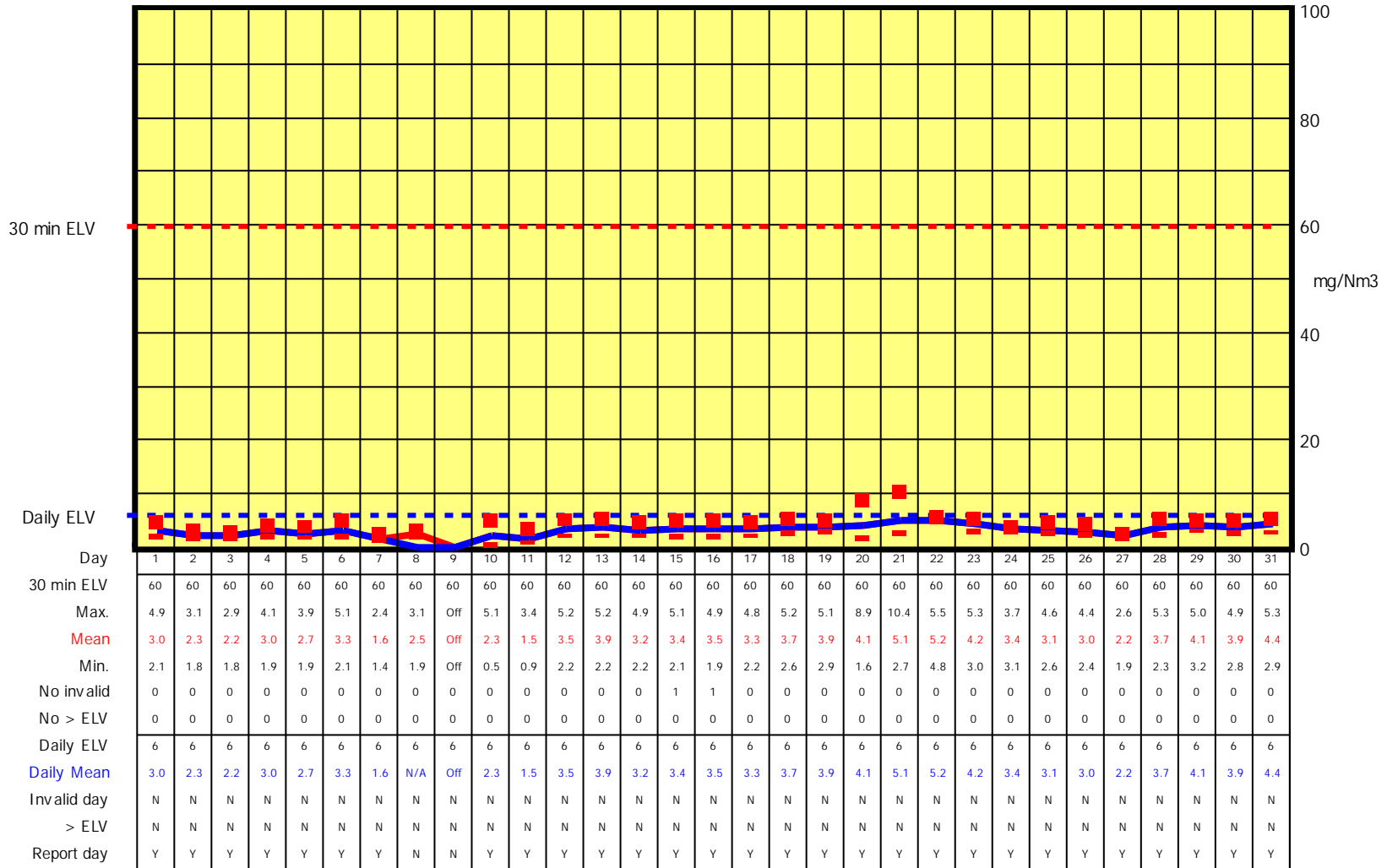
Operator: Westfield Energy Recovery Ltd

Form No: Air 3 (A1)

Reporting of Continuously Monitored Emissions to Air for HCL, Emission Point Report for Jan, 2026



97th Percentile = 5.3  
No. of valid averages = 1419



Month summary	
<b>30 min ELV</b>	
Monthly max.	10.4
Monthly mean	3.3
Monthly min.	0.5
Total invalid	2
Sum > ELV	0
<b>Daily ELV</b>	
Monthly max	5.2
No. invalid days	0
No. > ELV	0
No. report days	29

Data is as processed without repairs.

Signature \_\_\_\_\_

authorised to sign on behalf of the company

Date \_\_\_\_\_

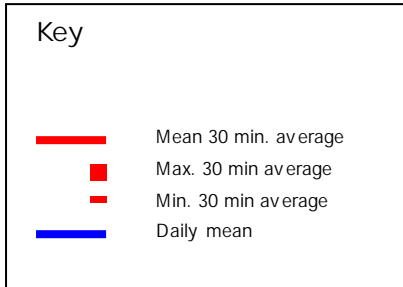
Permit No: PPC/A/1181922

Facility: Westfield Energy

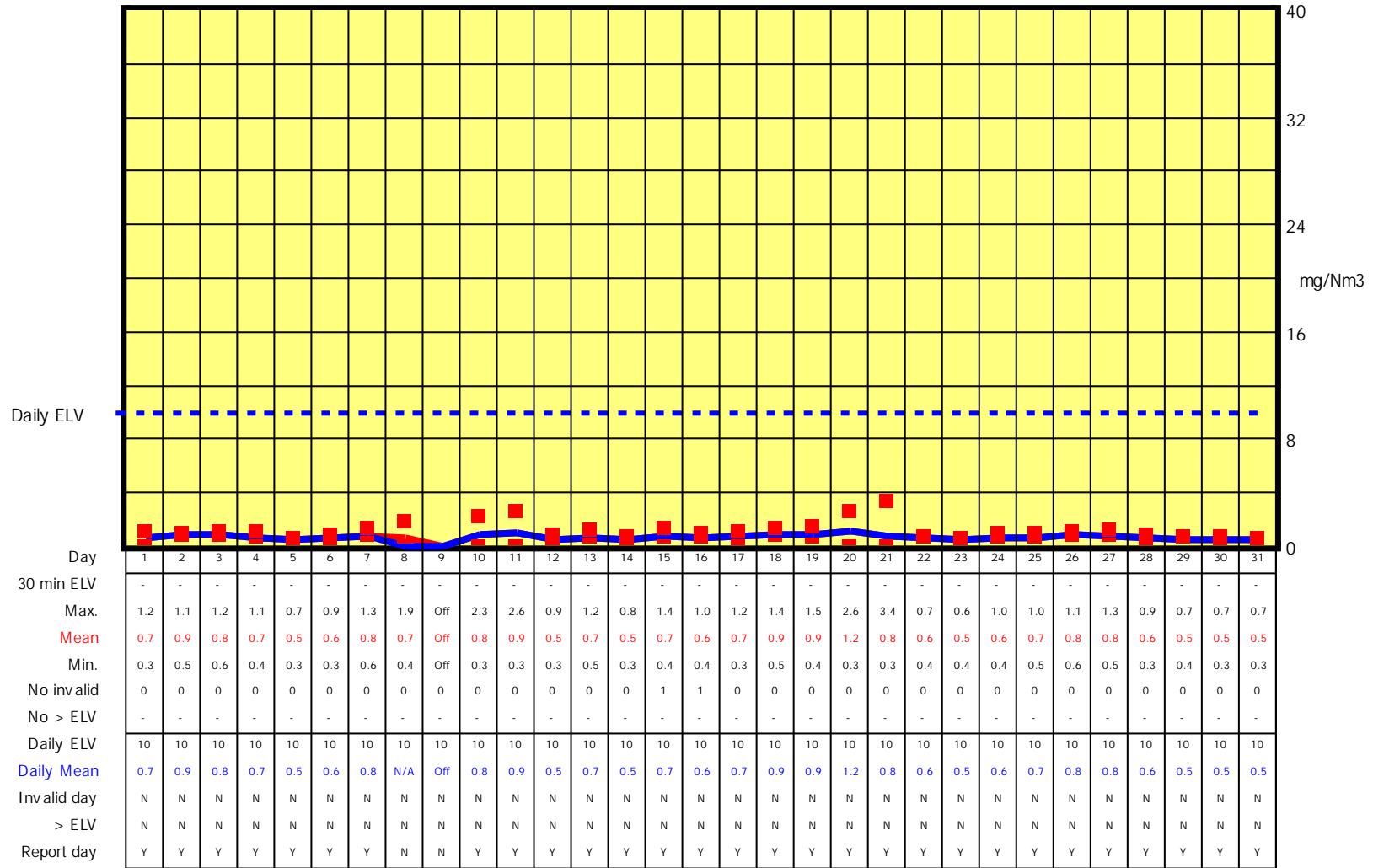
Operator: Westfield Energy Recovery Ltd

Form No: Air 7 (A1)

Reporting of Continuously Monitored Emissions to Air for NH<sub>3</sub>, Emission Point Report for Jan, 2026



97th Percentile = 1.4  
No. of valid averages = 1419



Month summary	
<b>30 min ELV</b>	
Monthly max.	3.4
Monthly mean	0.7
Monthly min.	0.3
Total invalid	2
Sum > ELV	0
<b>Daily ELV</b>	
Monthly max	1.2
No. invalid days	0
No. > ELV	0
No. report days	29

Data is as processed without repairs.

Signature \_\_\_\_\_  
authorised to sign on behalf of the company

Date \_\_\_\_\_

Permit No: PPC/A/1181922

Facility: Westfield Energy

Operator: Westfield Energy Recovery Ltd

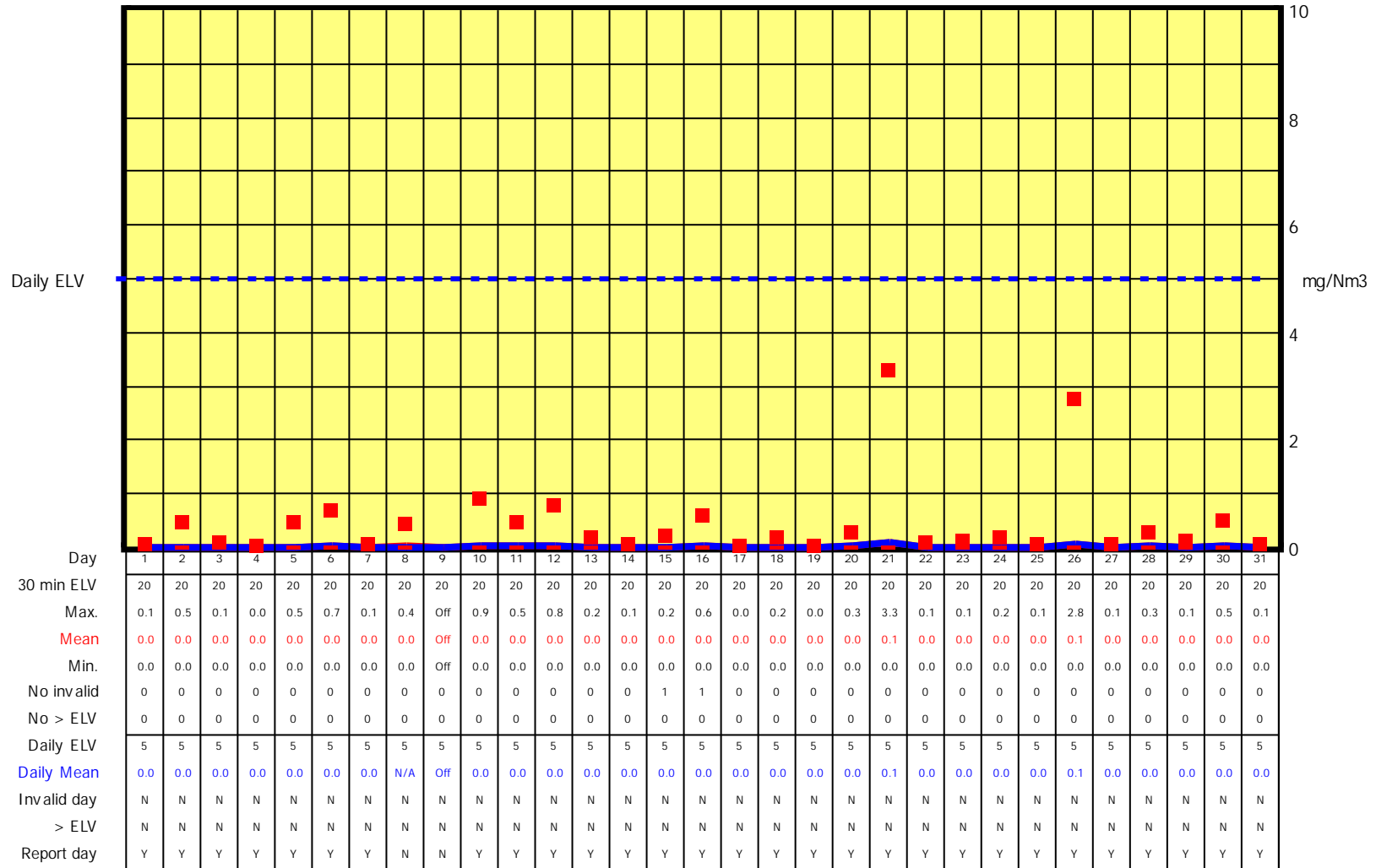
Form No: Air 2 (A1)

Reporting of Continuously Monitored Emissions to Air for TOC, Emission Point Report for Jan, 2026



97th Percentile = 0.1  
 No. of valid averages = 1419

Month summary	
<b>30 min ELV</b>	
Monthly max.	3.3
Monthly mean	0.0
Monthly min.	0.0
Total invalid	2
Sum > ELV	0
<b>Daily ELV</b>	
Monthly max	0.1
No. invalid days	0
No. > ELV	0
No. report days	29



Data is as processed without repairs.

Signature \_\_\_\_\_

authorised to sign on behalf of the company

Date \_\_\_\_\_

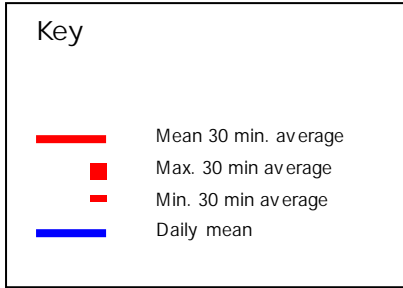
Permit No: PPC/A/1181922

Facility: Westfield Energy

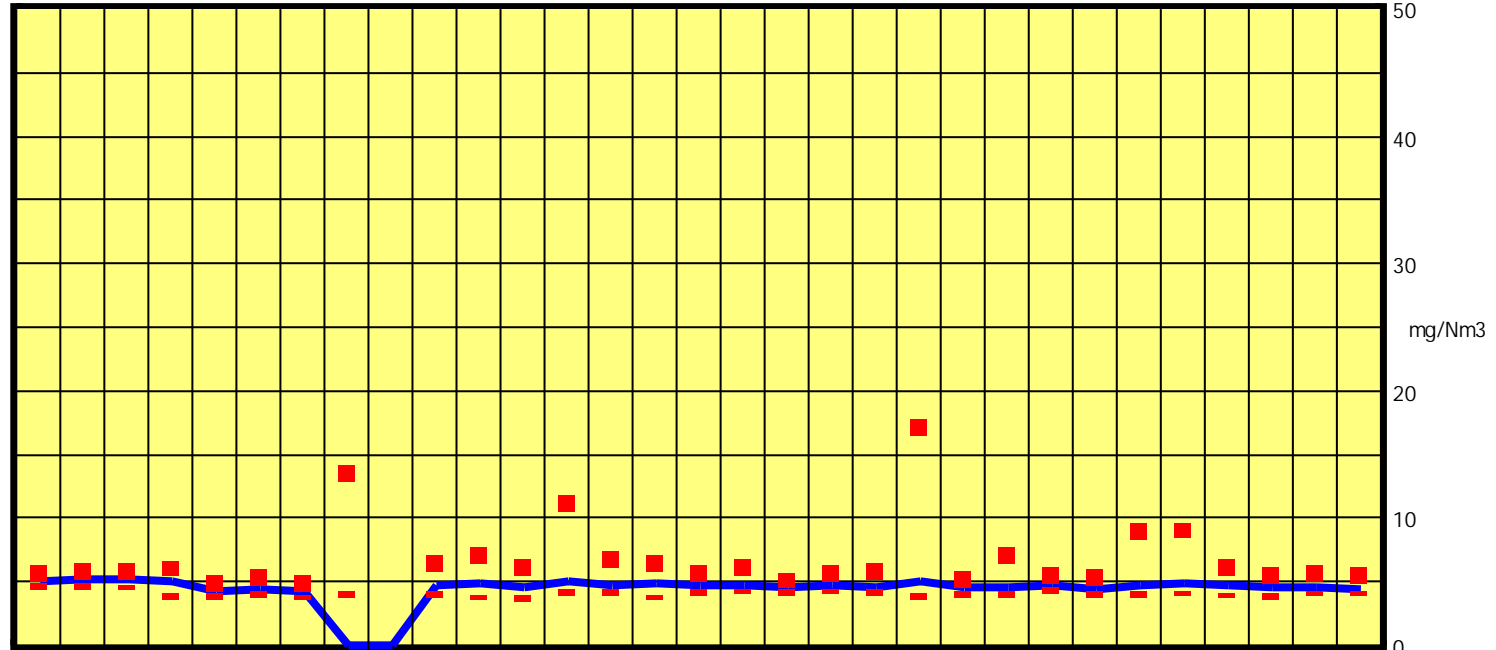
Operator: Westfield Energy Recovery Ltd

Form No: Air 8 (A1)

Reporting of Continuously Monitored Emissions to Air for N2O, Emission Point Report for Jan, 2026



97th Percentile = 5.8  
No. of valid averages = 1419



Month summary	
<b>30 min ELV</b>	
Monthly max.	17.2
Monthly mean	4.7
Monthly min.	3.7
Total invalid	2
Sum > ELV	0
<b>Daily ELV</b>	
Monthly max	5.1
No. invalid days	0
No. > ELV	0
No. report days	29

Day	1	2	3	4	5	6	7	8	9	10	11	12	13	14	15	16	17	18	19	20	21	22	23	24	25	26	27	28	29	30	31
30 min ELV	-	-	-	-	-	-	-	-	-	-	-	-	-	-	-	-	-	-	-	-	-	-	-	-	-	-	-	-	-	-	-
Max.	5.6	5.8	5.9	6.1	4.9	5.4	4.9	13.6	Off	6.4	7.1	6.1	11.1	6.8	6.5	5.6	6.1	5.1	5.7	5.9	17.2	5.3	7.1	5.5	5.3	9.0	9.0	6.1	5.5	5.6	5.5
Mean	5.0	5.1	5.1	5.0	4.3	4.4	4.2	4.9	Off	4.8	4.8	4.6	5.1	4.8	4.8	4.7	4.8	4.6	4.7	4.6	5.0	4.6	4.6	4.8	4.4	4.7	4.9	4.6	4.6	4.5	
Min.	4.6	4.7	4.6	3.8	3.9	4.0	3.8	4.0	Off	4.0	3.8	3.7	4.2	4.2	3.8	4.1	4.3	4.2	4.3	4.1	3.9	4.1	4.1	4.3	4.0	4.0	4.1	3.9	3.8	4.1	4.1
No invalid	0	0	0	0	0	0	0	0	0	0	0	0	0	0	1	1	0	0	0	0	0	0	0	0	0	0	0	0	0	0	0
No > ELV	-	-	-	-	-	-	-	-	-	-	-	-	-	-	-	-	-	-	-	-	-	-	-	-	-	-	-	-	-	-	-
Daily ELV	-	-	-	-	-	-	-	-	-	-	-	-	-	-	-	-	-	-	-	-	-	-	-	-	-	-	-	-	-	-	-
Daily Mean	5.0	5.1	5.1	5.0	4.3	4.4	4.2	N/A	Off	4.8	4.8	4.6	5.1	4.8	4.8	4.7	4.8	4.6	4.7	4.6	5.0	4.6	4.6	4.8	4.4	4.7	4.9	4.6	4.6	4.5	
Invalid day	N	N	N	N	N	N	N	N	N	N	N	N	N	N	N	N	N	N	N	N	N	N	N	N	N	N	N	N	N	N	N
> ELV	N	N	N	N	N	N	N	N	N	N	N	N	N	N	N	N	N	N	N	N	N	N	N	N	N	N	N	N	N	N	N
Report day	Y	Y	Y	Y	Y	Y	Y	N	N	Y	Y	Y	Y	Y	Y	Y	Y	Y	Y	Y	Y	Y	Y	Y	Y	Y	Y	Y	Y	Y	

Data is as processed without repairs.

Signature \_\_\_\_\_

authorised to sign on behalf of the company

Date \_\_\_\_\_

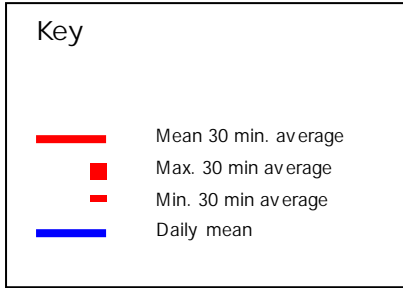
Permit No: PPC/A/1181922

Facility: Westfield Energy

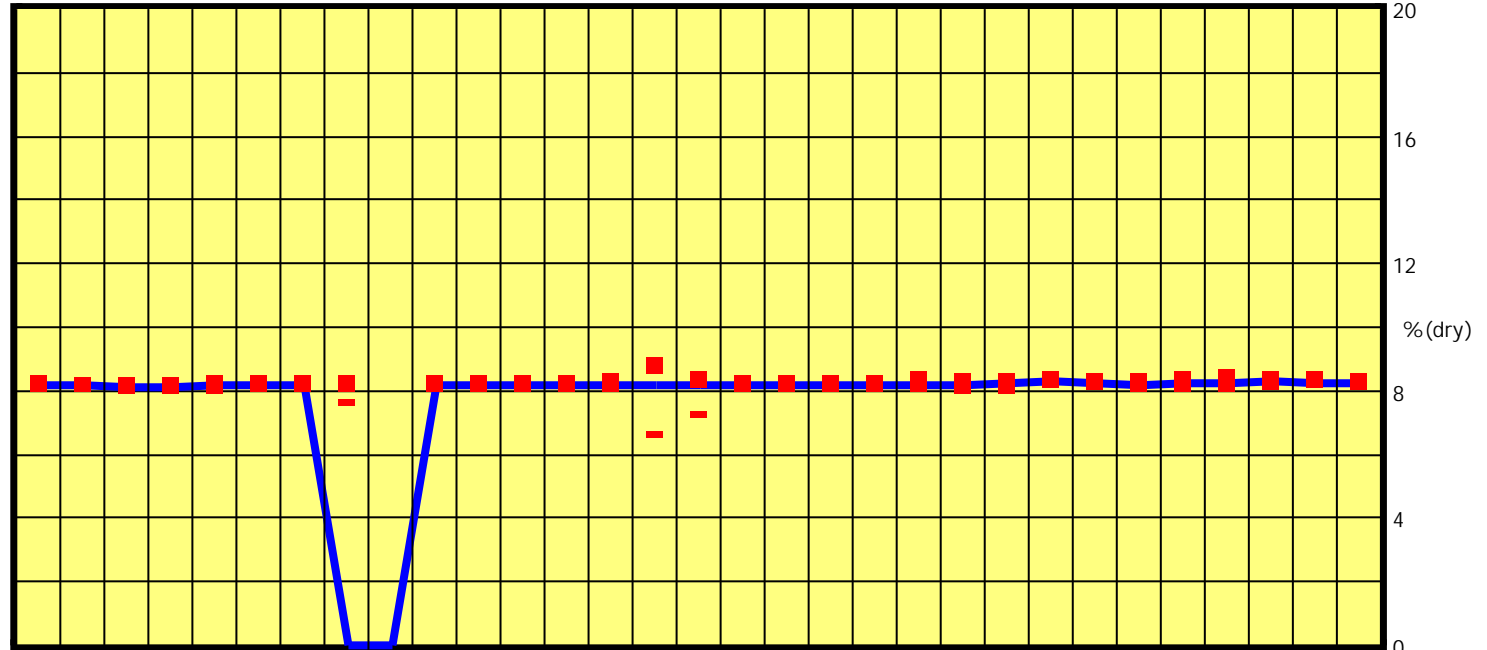
Operator: Westfield Energy Recovery Ltd

Form No: Air A (A1)

Reporting of Continuously Monitored Emissions to Air for CO<sub>2</sub>, Emission Point Report for Jan, 2026



97th Percentile = 8.3  
 No. of valid averages = 1419



Month summary	
<b>30 min ELV</b>	
Monthly max.	8.8
Monthly mean	8.2
Monthly min.	6.6
Total invalid	2
Sum > ELV	0
<b>Daily ELV</b>	
Monthly max	8.3
No. invalid days	0
No. > ELV	0
No. report days	29

Day	1	2	3	4	5	6	7	8	9	10	11	12	13	14	15	16	17	18	19	20	21	22	23	24	25	26	27	28	29	30	31
30 min ELV	-	-	-	-	-	-	-	-	-	-	-	-	-	-	-	-	-	-	-	-	-	-	-	-	-	-	-	-	-	-	-
Max.	8.3	8.2	8.2	8.2	8.2	8.3	8.3	8.3	Off	8.2	8.2	8.2	8.3	8.3	8.8	8.3	8.3	8.2	8.2	8.3	8.3	8.3	8.3	8.4	8.3	8.3	8.3	8.4	8.4	8.4	8.3
Mean	8.2	8.2	8.1	8.1	8.2	8.2	8.2	8.1	Off	8.2	8.2	8.2	8.2	8.2	8.2	8.2	8.2	8.2	8.2	8.2	8.2	8.2	8.2	8.3	8.2	8.2	8.2	8.3	8.3	8.3	8.3
Min.	8.1	8.1	8.0	8.1	8.0	8.1	8.1	7.6	Off	8.1	8.1	8.1	8.1	8.1	6.6	7.3	8.1	8.1	8.1	8.0	8.0	8.0	8.0	8.2	8.2	8.1	8.1	8.1	8.2	8.2	8.2
No invalid	0	0	0	0	0	0	0	0	0	0	0	0	0	0	1	1	0	0	0	0	0	0	0	0	0	0	0	0	0	0	0
No > ELV	-	-	-	-	-	-	-	-	-	-	-	-	-	-	-	-	-	-	-	-	-	-	-	-	-	-	-	-	-	-	-
Daily ELV	-	-	-	-	-	-	-	-	-	-	-	-	-	-	-	-	-	-	-	-	-	-	-	-	-	-	-	-	-	-	-
Daily Mean	8.2	8.2	8.1	8.1	8.2	8.2	8.2	N/A	Off	8.2	8.2	8.2	8.2	8.2	8.2	8.2	8.2	8.2	8.2	8.2	8.2	8.2	8.2	8.3	8.2	8.2	8.2	8.3	8.3	8.3	8.3
Invalid day	N	N	N	N	N	N	N	N	N	N	N	N	N	N	N	N	N	N	N	N	N	N	N	N	N	N	N	N	N	N	N
> ELV	N	N	N	N	N	N	N	N	N	N	N	N	N	N	N	N	N	N	N	N	N	N	N	N	N	N	N	N	N	N	N
Report day	Y	Y	Y	Y	Y	Y	Y	N	N	Y	Y	Y	Y	Y	Y	Y	Y	Y	Y	Y	Y	Y	Y	Y	Y	Y	Y	Y	Y	Y	

Data is as processed without repairs.

Signature \_\_\_\_\_

authorised to sign on behalf of the company

Date \_\_\_\_\_

Permit No: PPC/A/1181922

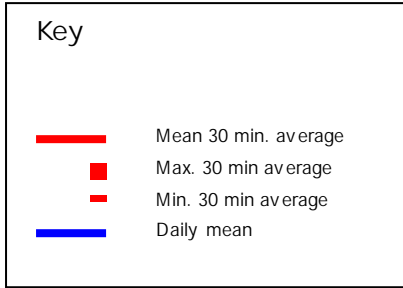
Facility: Westfield Energy

Operator: Westfield Energy Recovery Ltd

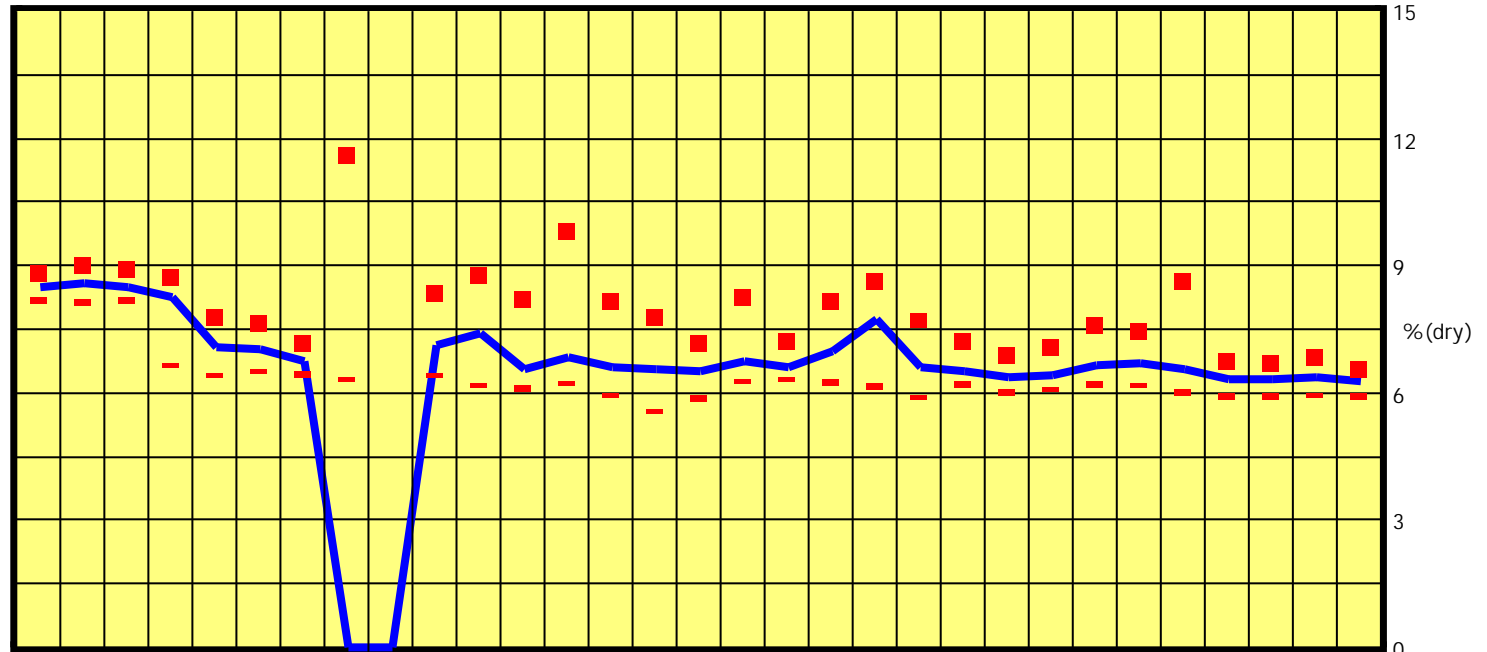
Form No: Air B (A1)



Reporting of Continuously Monitored Emissions to Air for O<sub>2</sub>, Emission Point Report for Jan, 2026



97th Percentile = 8.7  
No. of valid averages = 1419



Month summary	
<b>30 min ELV</b>	
Monthly max.	11.6
Monthly mean	6.9
Monthly min.	5.6
Total invalid	2
Sum > ELV	0
<b>Daily ELV</b>	
Monthly max	8.6
No. invalid days	0
No. > ELV	0
No. report days	29

Day	1	2	3	4	5	6	7	8	9	10	11	12	13	14	15	16	17	18	19	20	21	22	23	24	25	26	27	28	29	30	31
30 min ELV	-	-	-	-	-	-	-	-	-	-	-	-	-	-	-	-	-	-	-	-	-	-	-	-	-	-	-	-	-	-	-
Max.	8.8	9.0	8.9	8.7	7.8	7.6	7.2	11.6	Off	8.4	8.8	8.2	9.8	8.2	7.8	7.2	8.2	7.2	8.1	8.6	7.7	7.2	6.9	7.1	7.6	7.5	8.6	6.7	6.7	6.8	6.6
Mean	8.5	8.6	8.5	8.2	7.1	7.0	6.8	7.0	Off	7.1	7.4	6.5	6.9	6.6	6.5	6.5	6.8	6.6	7.0	7.7	6.6	6.5	6.4	6.4	6.6	6.7	6.6	6.3	6.3	6.4	6.3
Min.	8.2	8.1	8.2	6.6	6.4	6.5	6.4	6.3	Off	6.4	6.2	6.1	6.2	5.9	5.6	5.9	6.3	6.3	6.3	6.1	5.9	6.2	6.0	6.1	6.2	6.2	6.0	5.9	5.9	6.0	5.9
No invalid	0	0	0	0	0	0	0	0	0	0	0	0	0	0	1	1	0	0	0	0	0	0	0	0	0	0	0	0	0	0	0
No > ELV	-	-	-	-	-	-	-	-	-	-	-	-	-	-	-	-	-	-	-	-	-	-	-	-	-	-	-	-	-	-	-
Daily ELV	-	-	-	-	-	-	-	-	-	-	-	-	-	-	-	-	-	-	-	-	-	-	-	-	-	-	-	-	-	-	-
Daily Mean	8.5	8.6	8.5	8.2	7.1	7.0	6.8	N/A	Off	7.1	7.4	6.5	6.9	6.6	6.5	6.5	6.8	6.6	7.0	7.7	6.6	6.5	6.4	6.4	6.6	6.7	6.6	6.3	6.3	6.4	6.3
Invalid day	N	N	N	N	N	N	N	N	N	N	N	N	N	N	N	N	N	N	N	N	N	N	N	N	N	N	N	N	N	N	N
> ELV	N	N	N	N	N	N	N	N	N	N	N	N	N	N	N	N	N	N	N	N	N	N	N	N	N	N	N	N	N	N	N
Report day	Y	Y	Y	Y	Y	Y	Y	N	N	Y	Y	Y	Y	Y	Y	Y	Y	Y	Y	Y	Y	Y	Y	Y	Y	Y	Y	Y	Y	Y	

Data is as processed without repairs.

Signature \_\_\_\_\_

authorised to sign on behalf of the company

Date \_\_\_\_\_

Permit No: PPC/A/1181922

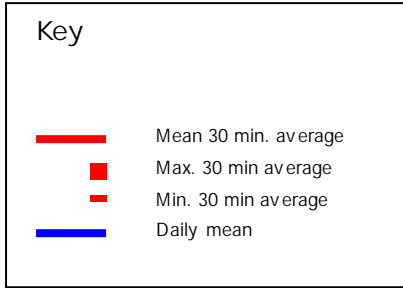
Facility: Westfield Energy

Operator: Westfield Energy Recovery Ltd

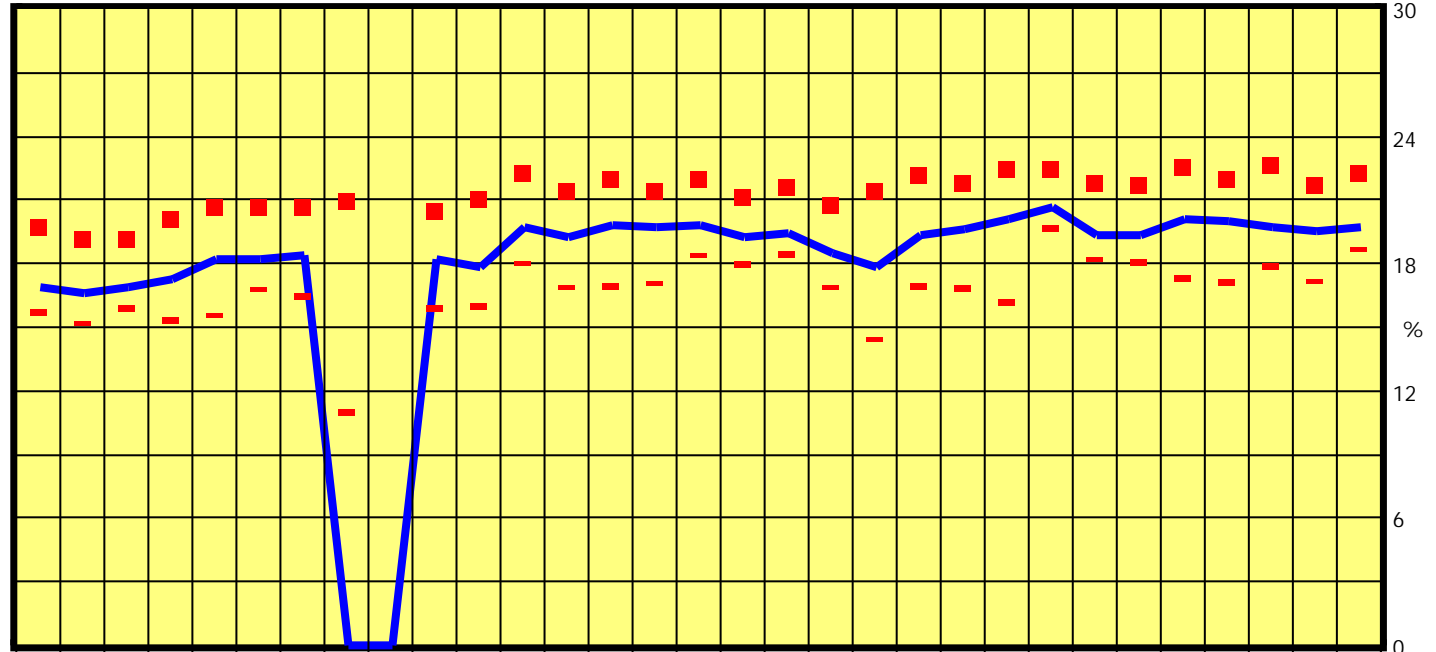
Form No: Air C (A1)



Reporting of Continuously Monitored Emissions to Air for H2O, Emission Point Report for Jan, 2026



97th Percentile = 21.4  
No. of valid averages = 1419



Month summary	
<b>30 min ELV</b>	
Monthly max.	22.6
Monthly mean	18.9
Monthly min.	11.0
Total invalid	2
Sum > ELV	0
<b>Daily ELV</b>	
Monthly max	20.6
No. invalid days	0
No. > ELV	0
No. report days	29

Day	1	2	3	4	5	6	7	8	9	10	11	12	13	14	15	16	17	18	19	20	21	22	23	24	25	26	27	28	29	30	31
30 min ELV	-	-	-	-	-	-	-	-	-	-	-	-	-	-	-	-	-	-	-	-	-	-	-	-	-	-	-	-	-	-	-
Max.	19.7	19.1	19.2	20.1	20.6	20.6	20.6	21.0	Off	20.5	21.0	22.3	21.4	22.0	21.4	22.0	21.2	21.6	20.8	21.4	22.2	21.8	22.4	22.5	21.8	21.7	22.5	22.0	22.6	21.7	22.3
Mean	16.9	16.6	16.8	17.3	18.2	18.2	18.4	17.8	Off	18.2	17.9	19.7	19.3	19.8	19.7	19.8	19.2	19.4	18.5	17.9	19.3	19.6	20.1	20.6	19.4	19.3	20.1	20.0	19.7	19.5	19.7
Min.	15.7	15.2	15.9	15.3	15.6	16.8	16.5	11.0	Off	15.9	16.0	18.0	16.9	17.0	17.1	18.4	17.9	18.4	16.9	14.4	16.9	16.8	16.2	19.7	18.2	18.1	17.3	17.1	17.9	17.2	18.7
No invalid	0	0	0	0	0	0	0	0	0	0	0	0	0	0	1	1	0	0	0	0	0	0	0	0	0	0	0	0	0	0	0
No > ELV	-	-	-	-	-	-	-	-	-	-	-	-	-	-	-	-	-	-	-	-	-	-	-	-	-	-	-	-	-	-	-
Daily ELV	-	-	-	-	-	-	-	-	-	-	-	-	-	-	-	-	-	-	-	-	-	-	-	-	-	-	-	-	-	-	-
Daily Mean	16.9	16.6	16.8	17.3	18.2	18.2	18.4	N/A	Off	18.2	17.9	19.7	19.3	19.8	19.7	19.8	19.2	19.4	18.5	17.9	19.3	19.6	20.1	20.6	19.4	19.3	20.1	20.0	19.7	19.5	19.7
Invalid day	N	N	N	N	N	N	N	N	N	N	N	N	N	N	N	N	N	N	N	N	N	N	N	N	N	N	N	N	N	N	N
> ELV	N	N	N	N	N	N	N	N	N	N	N	N	N	N	N	N	N	N	N	N	N	N	N	N	N	N	N	N	N	N	N
Report day	Y	Y	Y	Y	Y	Y	Y	N	N	Y	Y	Y	Y	Y	Y	Y	Y	Y	Y	Y	Y	Y	Y	Y	Y	Y	Y	Y	Y	Y	

Data is as processed without repairs.

Signature \_\_\_\_\_

authorised to sign on behalf of the company

Date \_\_\_\_\_

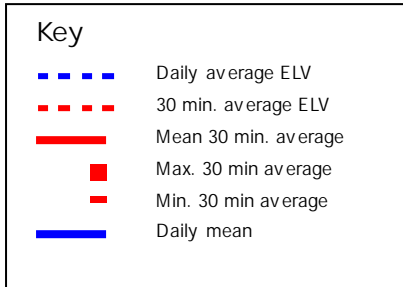
Permit No: PPC/A/1181922

Facility: Westfield Energy

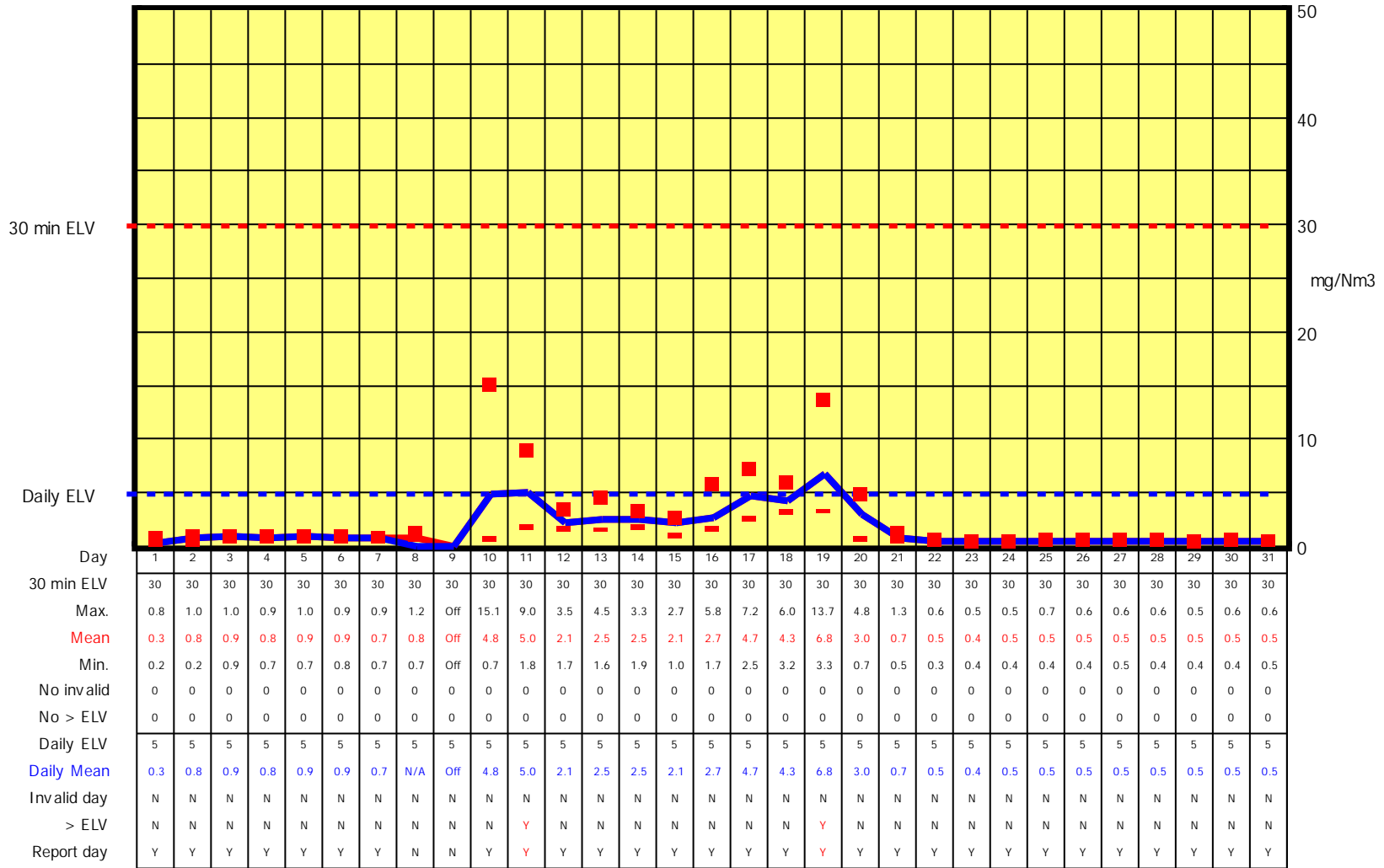
Operator: Westfield Energy Recovery Ltd

Form No: Air 6 (A1)

Reporting of Continuously Monitored Emissions to Air for Dust, Emission Point Report for Jan, 2026



97th Percentile = 6.9  
No. of valid averages = 1421



Month summary	
<b>30 min ELV</b>	
Monthly max.	15.1
Monthly mean	1.7
Monthly min.	0.2
Total invalid	0
Sum > ELV	0
<b>Daily ELV</b>	
Monthly max	6.8
No. invalid days	0
No. > ELV	2
No. report days	29

Data is as processed without repairs.

Signature \_\_\_\_\_

authorised to sign on behalf of the company

Date \_\_\_\_\_