

Permit No: PPC/A/1181922

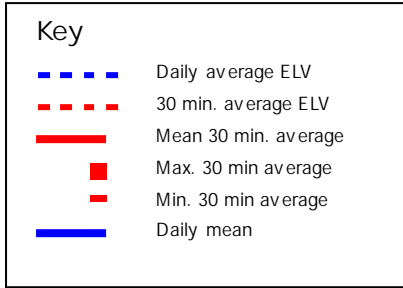
Facility: Westfield Energy

Operator: Westfield Energy Recovery Ltd

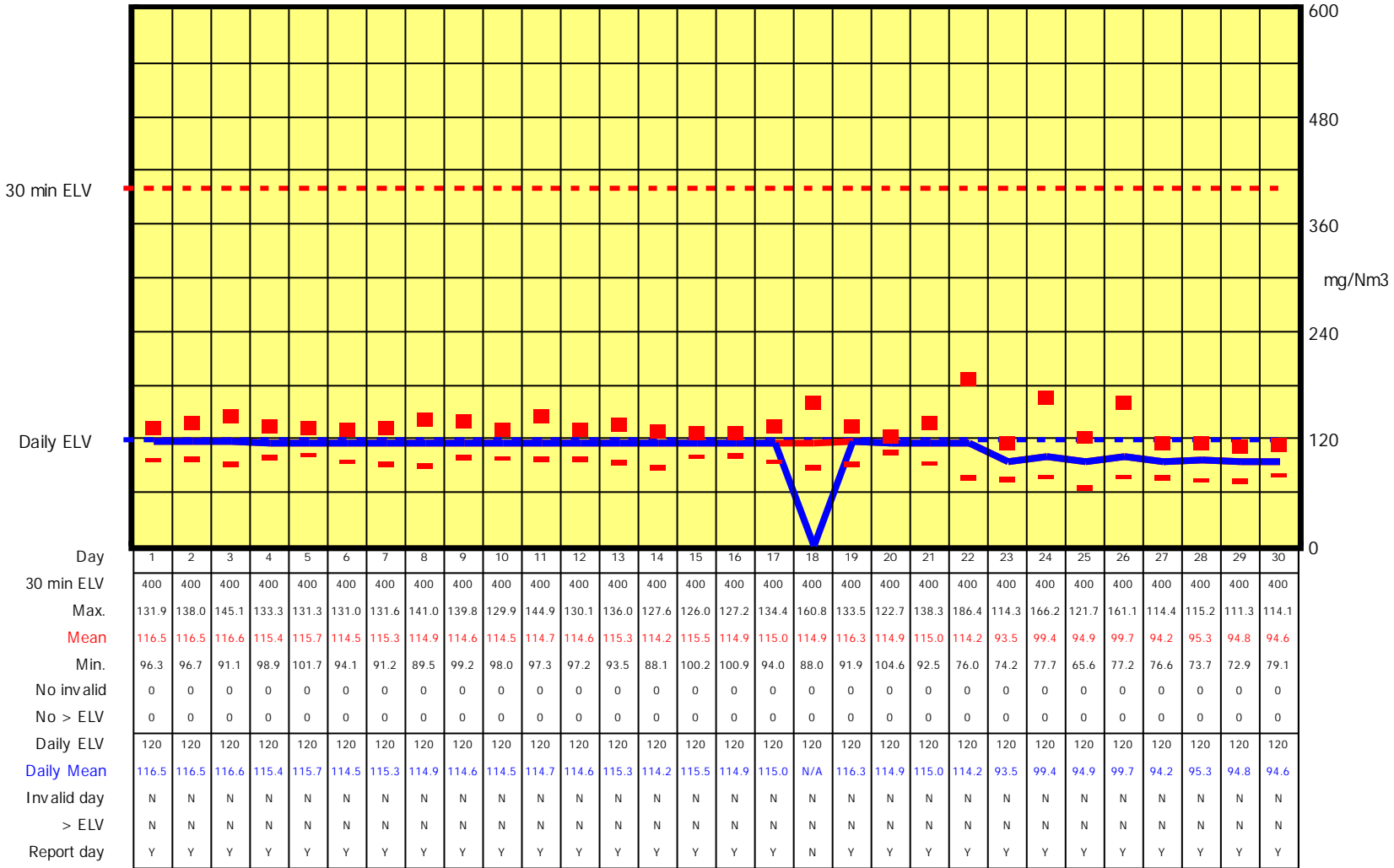
Form No: Air 6 (A1)



Reporting of Continuously Monitored Emissions to Air for NO_x, Emission Point Report for Jun, 2026



97th Percentile = 131.0
No. of valid averages = 1433



Month summary	
30 min ELV	
Monthly max.	186.4
Monthly mean	110.0
Monthly min.	65.6
Total invalid	0
Sum > ELV	0
Daily ELV	
Monthly max	116.6
No. invalid days	0
No. > ELV	0
No. report days	29

Data is as processed without repairs.

Signature _____

authorised to sign on behalf of the company

Date _____

Permit No: PPC/A/1181922

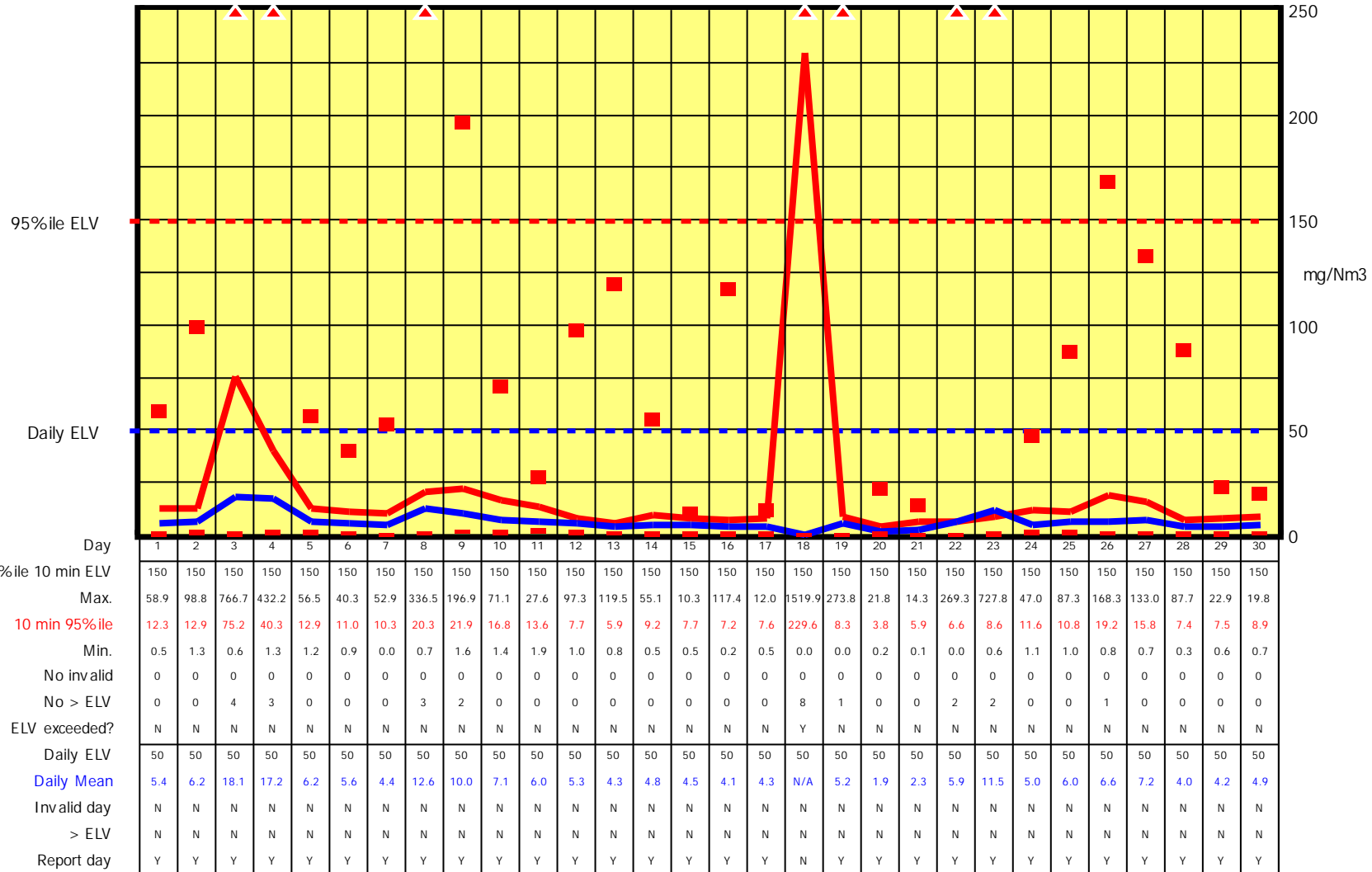
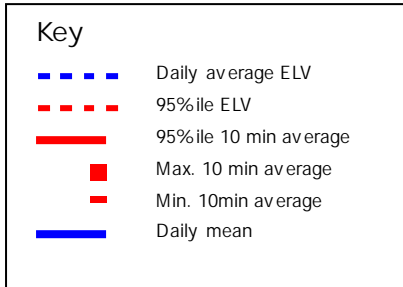
Facility: Westfield Energy

Operator: Westfield Energy Recovery Ltd

Form No: Air 4 (A1)



Reporting of Continuously Monitored Emissions to Air for CO, Emission Point Report for Jun, 2026



Month summary	
10 minute data	
Monthly max.	1519.9
Monthly mean	7.7
Monthly min.	0.0
Total invalid	0
Sum > ELV	26
Total %ile exceed.	1
Daily ELV	
Monthly max	18.1
No. invalid days	0
No. > ELV	0
No. report days	29

Data is as processed without repairs.

Signature _____

authorised to sign on behalf of the company

Date _____

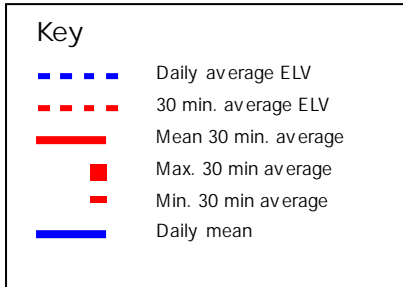
Permit No: PPC/A/1181922

Facility: Westfield Energy

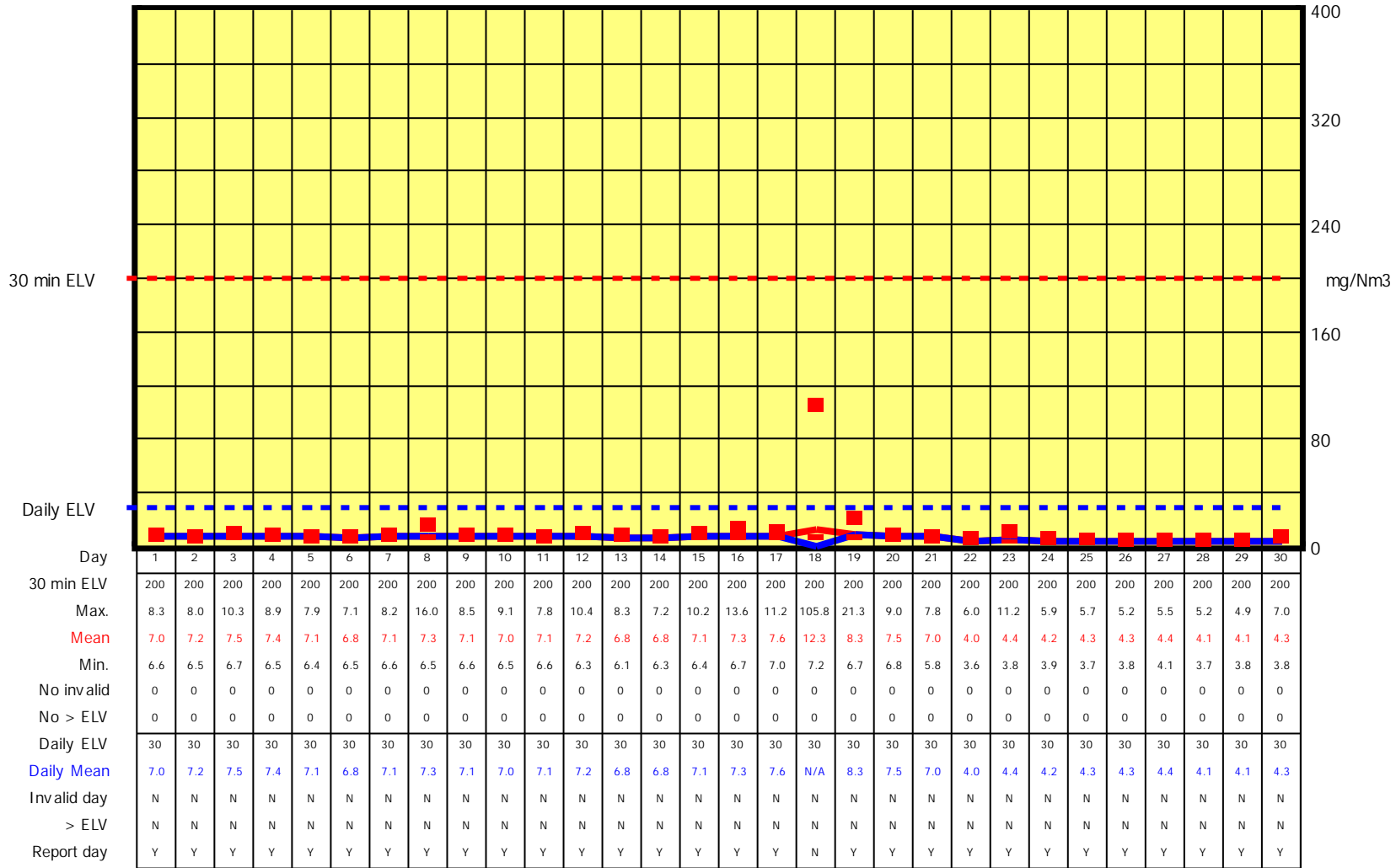
Operator: Westfield Energy Recovery Ltd

Form No: Air 5 (A1)

Reporting of Continuously Monitored Emissions to Air for SO₂, Emission Point Report for Jun, 2026



97th Percentile = 8.5
No. of valid averages = 1433



Month summary	
30 min ELV	
Monthly max.	105.8
Monthly mean	6.5
Monthly min.	3.6
Total invalid	0
Sum > ELV	0
Daily ELV	
Monthly max	8.3
No. invalid days	0
No. > ELV	0
No. report days	29

Data is as processed without repairs.

Signature _____

authorised to sign on behalf of the company

Date _____

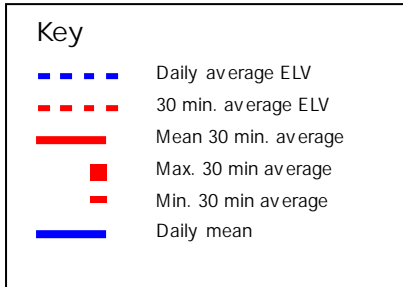
Permit No: PPC/A/1181922

Facility: Westfield Energy

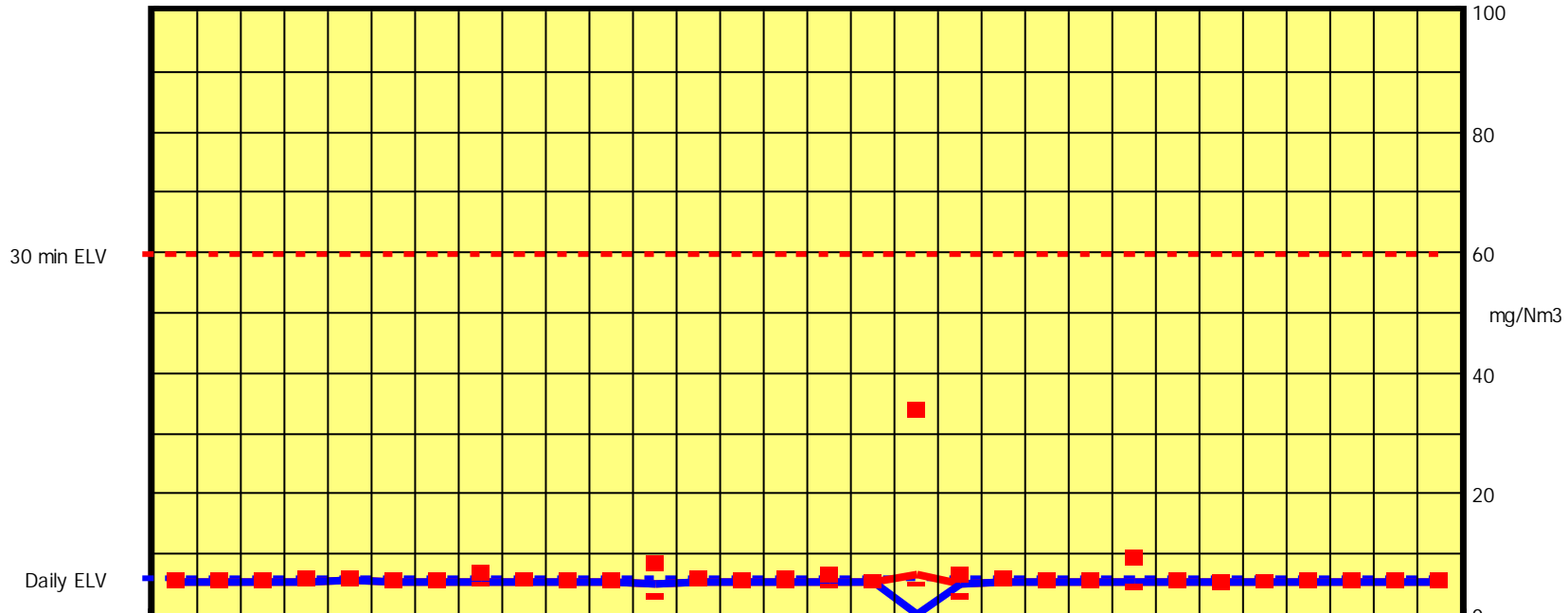
Operator: Westfield Energy Recovery Ltd

Form No: Air 3 (A1)

Reporting of Continuously Monitored Emissions to Air for HCL, Emission Point Report for Jun, 2026



97th Percentile = 5.7
No. of valid averages = 1433



Month summary	
30 min ELV	
Monthly max.	33.8
Monthly mean	5.4
Monthly min.	2.9
Total invalid	0
Sum > ELV	0
Daily ELV	
Monthly max	5.6
No. invalid days	0
No. > ELV	0
No. report days	29

Day	1	2	3	4	5	6	7	8	9	10	11	12	13	14	15	16	17	18	19	20	21	22	23	24	25	26	27	28	29	30
30 min ELV	60	60	60	60	60	60	60	60	60	60	60	60	60	60	60	60	60	60	60	60	60	60	60	60	60	60	60	60	60	60
Max.	5.6	5.6	5.7	6.0	6.1	5.6	5.6	6.9	5.8	5.7	5.6	8.6	5.9	5.5	5.9	6.6	5.5	33.8	6.6	5.9	5.6	5.6	9.3	5.6	5.4	5.5	5.6	5.5	5.5	5.6
Mean	5.4	5.4	5.4	5.5	5.6	5.5	5.4	5.5	5.4	5.4	5.3	5.1	5.3	5.4	5.3	5.3	5.2	6.7	5.1	5.4	5.4	5.4	5.5	5.3	5.2	5.3	5.4	5.4	5.4	
Min.	5.2	5.2	5.0	5.1	5.4	5.3	5.0	5.0	5.1	5.1	4.7	3.0	5.1	5.0	4.9	4.7	4.8	5.0	2.9	5.2	5.2	4.9	4.7	5.0	4.7	4.9	5.2	5.1	4.9	5.1
No invalid	0	0	0	0	0	0	0	0	0	0	0	0	0	0	0	0	0	0	0	0	0	0	0	0	0	0	0	0	0	0
No > ELV	0	0	0	0	0	0	0	0	0	0	0	0	0	0	0	0	0	0	0	0	0	0	0	0	0	0	0	0	0	0
Daily ELV	6	6	6	6	6	6	6	6	6	6	6	6	6	6	6	6	6	6	6	6	6	6	6	6	6	6	6	6	6	
Daily Mean	5.4	5.4	5.4	5.5	5.6	5.5	5.4	5.5	5.4	5.4	5.3	5.1	5.3	5.4	5.3	5.3	5.2	N/A	5.1	5.4	5.4	5.4	5.5	5.3	5.2	5.3	5.4	5.4	5.4	
Invalid day	N	N	N	N	N	N	N	N	N	N	N	N	N	N	N	N	N	N	N	N	N	N	N	N	N	N	N	N	N	N
> ELV	N	N	N	N	N	N	N	N	N	N	N	N	N	N	N	N	N	N	N	N	N	N	N	N	N	N	N	N	N	N
Report day	Y	Y	Y	Y	Y	Y	Y	Y	Y	Y	Y	Y	Y	Y	Y	Y	Y	N	Y	Y	Y	Y	Y	Y	Y	Y	Y	Y	Y	

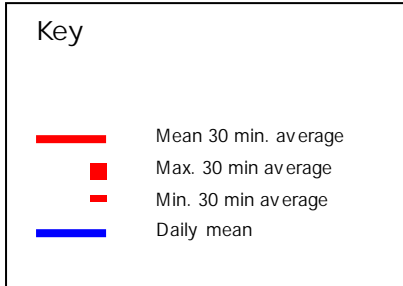
Data is as processed without repairs.

Signature _____

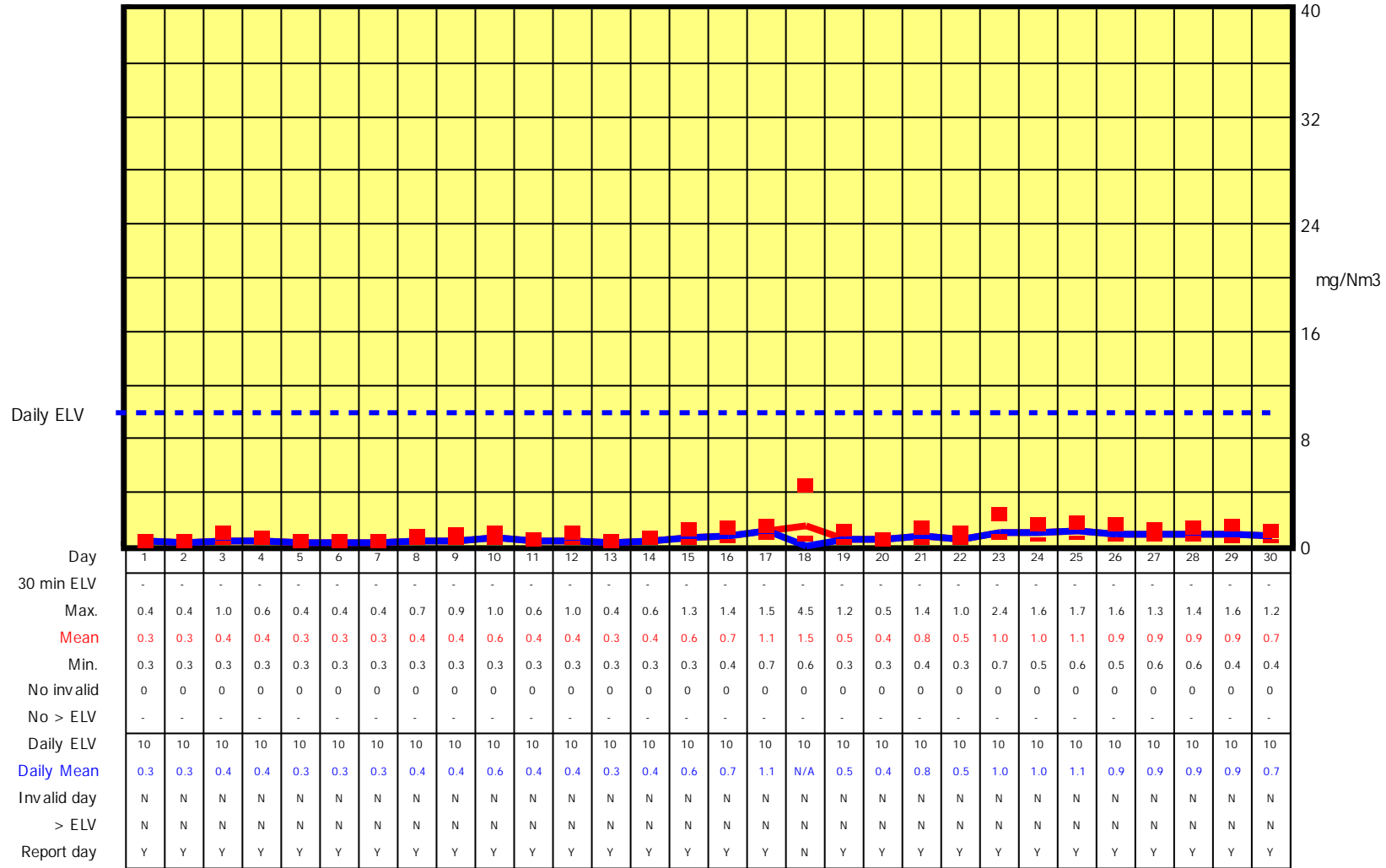
authorised to sign on behalf of the company

Date _____

Reporting of Continuously Monitored Emissions to Air for NH₃, Emission Point Report for Jun, 2026



97th Percentile = 1.4
 No. of valid averages = 1433



Month summary	
30 min ELV	
Monthly max.	4.5
Monthly mean	0.6
Monthly min.	0.3
Total invalid	0
Sum > ELV	0
Daily ELV	
Monthly max	1.1
No. invalid days	0
No. > ELV	0
No. report days	29

Data is as processed without repairs.

Signature _____

authorised to sign on behalf of the company

Date _____

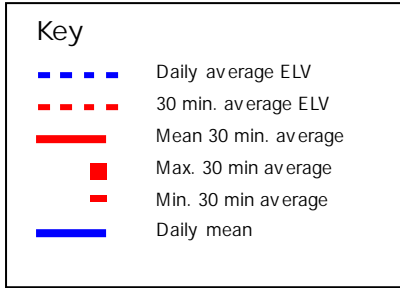
Permit No: PPC/A/1181922

Facility: Westfield Energy

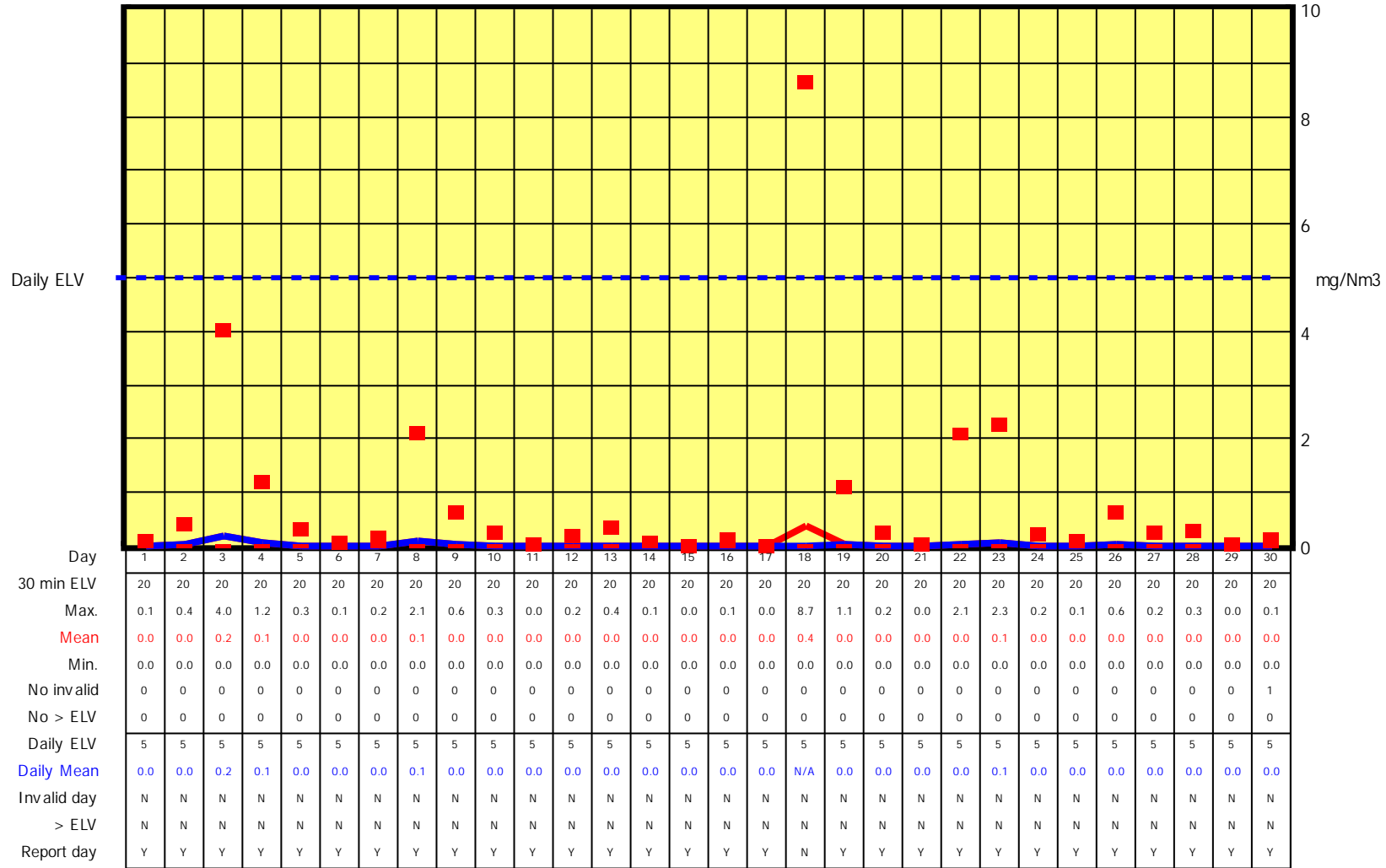
Operator: Westfield Energy Recovery Ltd

Form No: Air 2 (A1)

Reporting of Continuously Monitored Emissions to Air for TOC, Emission Point Report for Jun, 2026



97th Percentile = 0.1
No. of valid averages = 1432



Month summary	
30 min ELV	
Monthly max.	8.7
Monthly mean	0.0
Monthly min.	0.0
Total invalid	1
Sum > ELV	0
Daily ELV	
Monthly max	0.2
No. invalid days	0
No. > ELV	0
No. report days	29

Data is as processed without repairs.

Signature _____

authorised to sign on behalf of the company

Date _____

Permit No: PPC/A/1181922

Facility: Westfield Energy

Operator: Westfield Energy Recovery Ltd

Form No: Air 8 (A1)

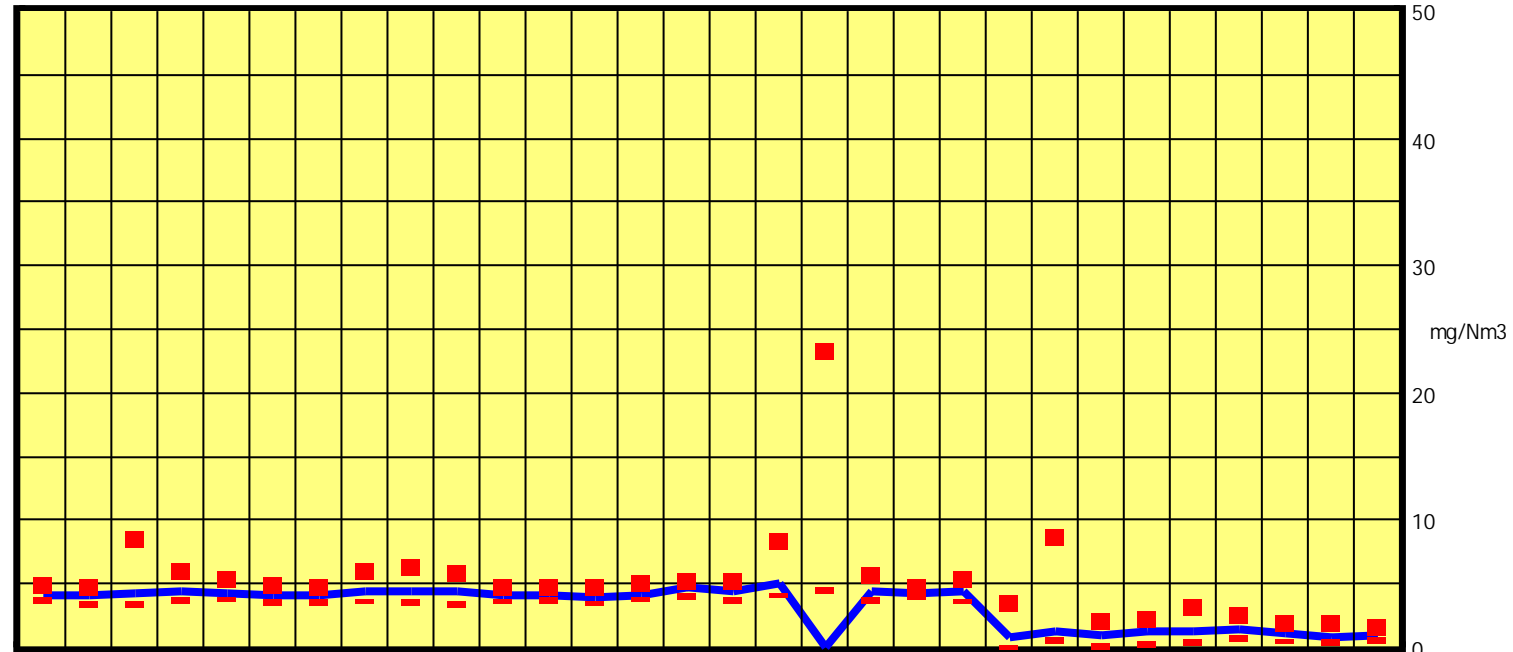
Reporting of Continuously Monitored Emissions to Air for N2O, Emission Point Report for Jun, 2026



Key

- Mean 30 min. average
- Max. 30 min average
- - - Min. 30 min average
- Daily mean

97th Percentile = 5.3
 No. of valid averages = 1433



Month summary	
30 min ELV	
Monthly max.	23.3
Monthly mean	3.4
Monthly min.	0.0
Total invalid	0
Sum > ELV	0
Daily ELV	
Monthly max	5.0
No. invalid days	0
No. > ELV	0
No. report days	29

Day	1	2	3	4	5	6	7	8	9	10	11	12	13	14	15	16	17	18	19	20	21	22	23	24	25	26	27	28	29	30
30 min ELV	-	-	-	-	-	-	-	-	-	-	-	-	-	-	-	-	-	-	-	-	-	-	-	-	-	-	-	-	-	-
Max.	4.8	4.7	8.5	6.0	5.4	4.8	4.7	6.0	6.3	5.8	4.7	4.7	4.7	5.0	5.2	5.2	8.3	23.3	5.7	4.8	5.4	3.5	8.7	2.0	2.2	3.1	2.5	1.9	1.9	1.5
Mean	4.1	4.1	4.2	4.4	4.3	4.1	4.0	4.4	4.4	4.5	4.1	4.1	3.9	4.1	4.6	4.4	5.0	6.1	4.5	4.3	4.4	0.8	1.3	0.9	1.3	1.3	1.4	1.2	0.9	1.0
Min.	3.7	3.4	3.4	3.7	3.7	3.5	3.6	3.6	3.5	3.4	3.6	3.7	3.5	3.8	4.0	3.7	4.1	4.4	3.7	4.0	3.6	0.0	0.5	0.1	0.2	0.4	0.7	0.5	0.4	0.6
No invalid	0	0	0	0	0	0	0	0	0	0	0	0	0	0	0	0	0	0	0	0	0	0	0	0	0	0	0	0	0	0
No > ELV	-	-	-	-	-	-	-	-	-	-	-	-	-	-	-	-	-	-	-	-	-	-	-	-	-	-	-	-	-	-
Daily ELV	-	-	-	-	-	-	-	-	-	-	-	-	-	-	-	-	-	-	-	-	-	-	-	-	-	-	-	-	-	-
Daily Mean	4.1	4.1	4.2	4.4	4.3	4.1	4.0	4.4	4.4	4.5	4.1	4.1	3.9	4.1	4.6	4.4	5.0	N/A	4.5	4.3	4.4	0.8	1.3	0.9	1.3	1.3	1.4	1.2	0.9	1.0
Invalid day	N	N	N	N	N	N	N	N	N	N	N	N	N	N	N	N	N	N	N	N	N	N	N	N	N	N	N	N	N	N
> ELV	N	N	N	N	N	N	N	N	N	N	N	N	N	N	N	N	N	N	N	N	N	N	N	N	N	N	N	N	N	N
Report day	Y	Y	Y	Y	Y	Y	Y	Y	Y	Y	Y	Y	Y	Y	Y	Y	Y	N	Y	Y	Y	Y	Y	Y	Y	Y	Y	Y	Y	

Data is as processed without repairs.

Signature _____

authorised to sign on behalf of the company

Date _____

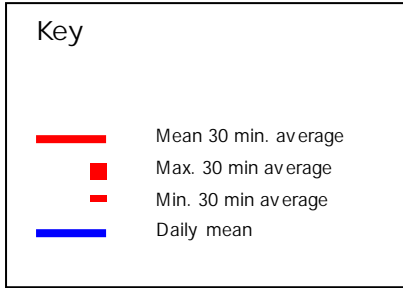
Permit No: PPC/A/1181922

Facility: Westfield Energy

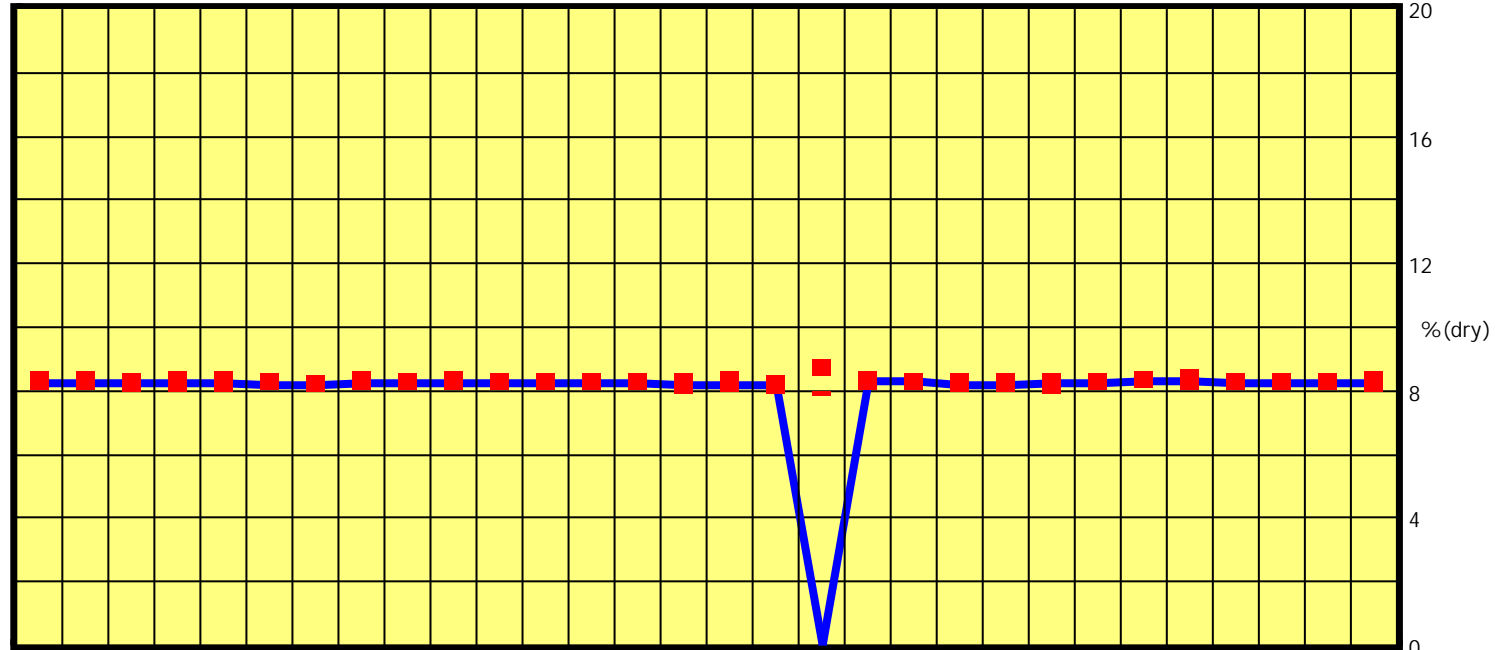
Operator: Westfield Energy Recovery Ltd

Form No: Air A (A1)

Reporting of Continuously Monitored Emissions to Air for CO₂, Emission Point Report for Jun, 2026



97th Percentile = 8.3
 No. of valid averages = 1433



Month summary	
30 min ELV	
Monthly max.	8.7
Monthly mean	8.2
Monthly min.	7.9
Total invalid	0
Sum > ELV	0
Daily ELV	
Monthly max	8.3
No. invalid days	0
No. > ELV	0
No. report days	29

Day	1	2	3	4	5	6	7	8	9	10	11	12	13	14	15	16	17	18	19	20	21	22	23	24	25	26	27	28	29	30
30 min ELV	-	-	-	-	-	-	-	-	-	-	-	-	-	-	-	-	-	-	-	-	-	-	-	-	-	-	-	-	-	
Max.	8.3	8.3	8.3	8.4	8.3	8.3	8.2	8.4	8.3	8.4	8.3	8.3	8.3	8.3	8.3	8.4	8.3	8.7	8.4	8.3	8.3	8.3	8.3	8.3	8.4	8.4	8.3	8.3	8.3	
Mean	8.2	8.2	8.2	8.2	8.2	8.2	8.2	8.2	8.2	8.2	8.2	8.2	8.2	8.2	8.2	8.2	8.2	8.2	8.3	8.3	8.2	8.2	8.2	8.2	8.3	8.3	8.3	8.2	8.2	
Min.	8.1	8.1	8.0	8.1	8.1	8.1	8.1	8.1	8.1	8.2	8.2	8.1	8.1	8.1	8.0	8.1	8.0	7.9	8.1	8.2	8.1	8.1	8.0	8.1	8.2	8.1	8.2	8.2	8.1	
No invalid	0	0	0	0	0	0	0	0	0	0	0	0	0	0	0	0	0	0	0	0	0	0	0	0	0	0	0	0	0	
No > ELV	-	-	-	-	-	-	-	-	-	-	-	-	-	-	-	-	-	-	-	-	-	-	-	-	-	-	-	-	-	
Daily ELV	-	-	-	-	-	-	-	-	-	-	-	-	-	-	-	-	-	-	-	-	-	-	-	-	-	-	-	-	-	
Daily Mean	8.2	8.2	8.2	8.2	8.2	8.2	8.2	8.2	8.2	8.2	8.2	8.2	8.2	8.2	8.2	8.2	8.2	N/A	8.3	8.3	8.2	8.2	8.2	8.2	8.3	8.3	8.3	8.2	8.2	
Invalid day	N	N	N	N	N	N	N	N	N	N	N	N	N	N	N	N	N	N	N	N	N	N	N	N	N	N	N	N	N	
> ELV	N	N	N	N	N	N	N	N	N	N	N	N	N	N	N	N	N	N	N	N	N	N	N	N	N	N	N	N	N	
Report day	Y	Y	Y	Y	Y	Y	Y	Y	Y	Y	Y	Y	Y	Y	Y	Y	Y	N	Y	Y	Y	Y	Y	Y	Y	Y	Y	Y	Y	

Data is as processed without repairs.

Signature _____

authorised to sign on behalf of the company

Date _____

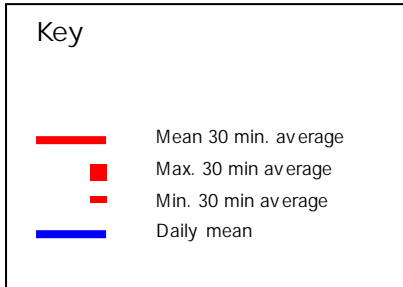
Permit No: PPC/A/1181922

Facility: Westfield Energy

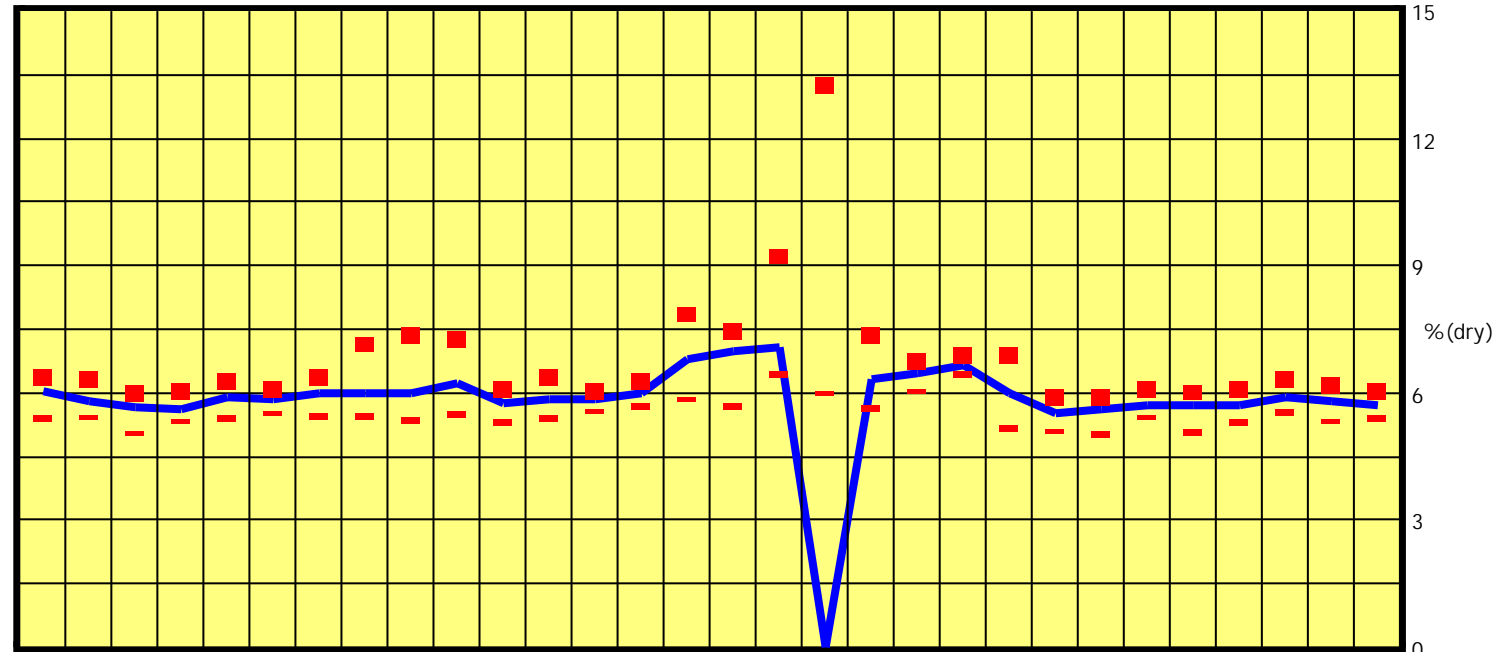
Operator: Westfield Energy Recovery Ltd

Form No: Air B (A1)

Reporting of Continuously Monitored Emissions to Air for O₂, Emission Point Report for Jun, 2026



97th Percentile = 7.3
 No. of valid averages = 1433



Month summary	
30 min ELV	
Monthly max.	13.3
Monthly mean	6.1
Monthly min.	5.0
Total invalid	0
Sum > ELV	0
Daily ELV	
Monthly max	7.1
No. invalid days	0
No. > ELV	0
No. report days	29

Day	1	2	3	4	5	6	7	8	9	10	11	12	13	14	15	16	17	18	19	20	21	22	23	24	25	26	27	28	29	30
30 min ELV	-	-	-	-	-	-	-	-	-	-	-	-	-	-	-	-	-	-	-	-	-	-	-	-	-	-	-	-	-	-
Max.	6.4	6.3	6.0	6.0	6.3	6.1	6.4	7.1	7.4	7.3	6.1	6.3	6.0	6.3	7.9	7.4	9.2	13.3	7.3	6.7	6.9	6.9	5.9	5.9	6.1	6.0	6.1	6.3	6.2	6.1
Mean	6.0	5.8	5.6	5.6	5.9	5.8	6.0	6.0	6.0	6.2	5.8	5.8	5.8	6.0	6.8	7.0	7.1	7.4	6.3	6.5	6.7	6.0	5.5	5.6	5.7	5.7	5.7	5.9	5.8	5.7
Min.	5.4	5.4	5.0	5.3	5.4	5.5	5.4	5.4	5.3	5.5	5.3	5.4	5.6	5.7	5.8	5.7	6.5	6.0	5.6	6.0	6.4	5.2	5.1	5.0	5.4	5.1	5.3	5.5	5.3	5.4
No invalid	0	0	0	0	0	0	0	0	0	0	0	0	0	0	0	0	0	0	0	0	0	0	0	0	0	0	0	0	0	0
No > ELV	-	-	-	-	-	-	-	-	-	-	-	-	-	-	-	-	-	-	-	-	-	-	-	-	-	-	-	-	-	-
Daily ELV	-	-	-	-	-	-	-	-	-	-	-	-	-	-	-	-	-	-	-	-	-	-	-	-	-	-	-	-	-	-
Daily Mean	6.0	5.8	5.6	5.6	5.9	5.8	6.0	6.0	6.0	6.2	5.8	5.8	5.8	6.0	6.8	7.0	7.1	N/A	6.3	6.5	6.7	6.0	5.5	5.6	5.7	5.7	5.7	5.9	5.8	5.7
Invalid day	N	N	N	N	N	N	N	N	N	N	N	N	N	N	N	N	N	N	N	N	N	N	N	N	N	N	N	N	N	N
> ELV	N	N	N	N	N	N	N	N	N	N	N	N	N	N	N	N	N	N	N	N	N	N	N	N	N	N	N	N	N	N
Report day	Y	Y	Y	Y	Y	Y	Y	Y	Y	Y	Y	Y	Y	Y	Y	Y	Y	N	Y	Y	Y	Y	Y	Y	Y	Y	Y	Y	Y	

Data is as processed without repairs.

Signature _____

authorised to sign on behalf of the company

Date _____

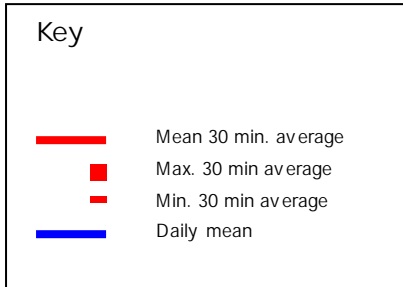
Permit No: PPC/A/1181922

Facility: Westfield Energy

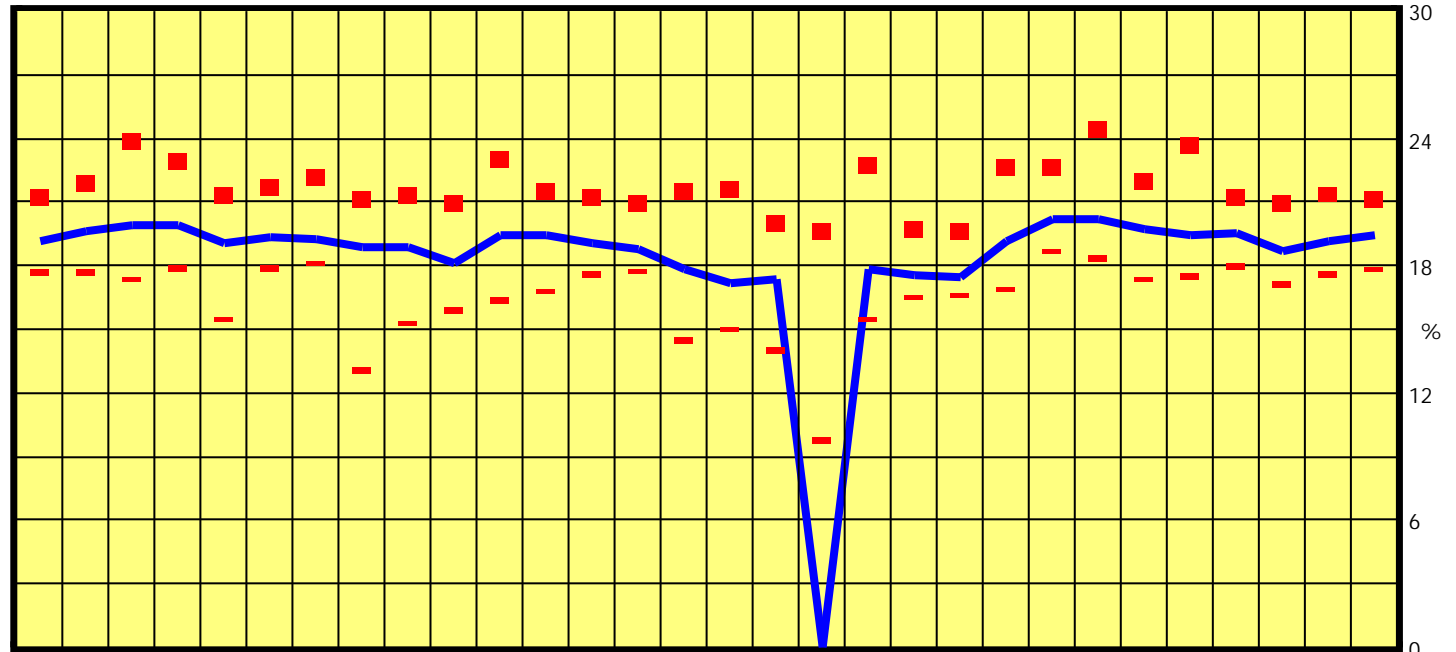
Operator: Westfield Energy Recovery Ltd

Form No: Air C (A1)

Reporting of Continuously Monitored Emissions to Air for H2O, Emission Point Report for Jun, 2026



97th Percentile = 21.5
No. of valid averages = 1433



Month summary	
30 min ELV	
Monthly max.	24.5
Monthly mean	18.9
Monthly min.	9.8
Total invalid	0
Sum > ELV	0
Daily ELV	
Monthly max	20.2
No. invalid days	0
No. > ELV	0
No. report days	29

Day	1	2	3	4	5	6	7	8	9	10	11	12	13	14	15	16	17	18	19	20	21	22	23	24	25	26	27	28	29	30
30 min ELV	-	-	-	-	-	-	-	-	-	-	-	-	-	-	-	-	-	-	-	-	-	-	-	-	-	-	-	-	-	
Max.	21.2	21.9	23.9	22.9	21.3	21.7	22.2	21.1	21.3	20.9	23.0	21.5	21.3	20.9	21.5	21.6	20.0	19.6	22.8	19.7	19.6	22.6	22.6	24.5	22.0	23.7	21.2	21.0	21.4	21.1
Mean	19.2	19.6	19.9	19.9	19.1	19.3	19.2	18.9	18.8	18.1	19.4	19.4	19.0	18.8	17.8	17.1	17.3	16.6	17.9	17.5	17.5	19.2	20.1	20.2	19.7	19.5	19.5	18.7	19.2	19.4
Min.	17.7	17.7	17.4	17.9	15.5	17.9	18.1	13.1	15.3	15.9	16.4	16.8	17.6	17.7	14.5	15.0	14.0	9.8	15.5	16.5	16.6	16.9	18.7	18.3	17.4	17.5	18.0	17.2	17.6	17.8
No invalid	0	0	0	0	0	0	0	0	0	0	0	0	0	0	0	0	0	0	0	0	0	0	0	0	0	0	0	0	0	0
No > ELV	-	-	-	-	-	-	-	-	-	-	-	-	-	-	-	-	-	-	-	-	-	-	-	-	-	-	-	-	-	-
Daily ELV	-	-	-	-	-	-	-	-	-	-	-	-	-	-	-	-	-	-	-	-	-	-	-	-	-	-	-	-	-	-
Daily Mean	19.2	19.6	19.9	19.9	19.1	19.3	19.2	18.9	18.8	18.1	19.4	19.4	19.0	18.8	17.8	17.1	17.3	N/A	17.9	17.5	17.5	19.2	20.1	20.2	19.7	19.5	19.5	18.7	19.2	19.4
Invalid day	N	N	N	N	N	N	N	N	N	N	N	N	N	N	N	N	N	N	N	N	N	N	N	N	N	N	N	N	N	N
> ELV	N	N	N	N	N	N	N	N	N	N	N	N	N	N	N	N	N	N	N	N	N	N	N	N	N	N	N	N	N	N
Report day	Y	Y	Y	Y	Y	Y	Y	Y	Y	Y	Y	Y	Y	Y	Y	Y	Y	N	Y	Y	Y	Y	Y	Y	Y	Y	Y	Y	Y	Y

Data is as processed without repairs.

Signature _____

authorised to sign on behalf of the company

Date _____

Permit No: PPC/A/1181922

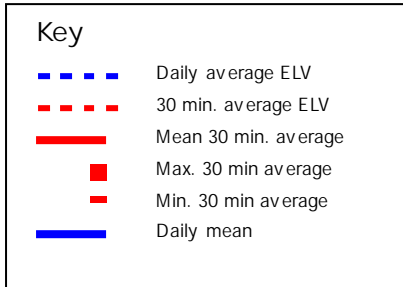
Facility: Westfield Energy

Operator: Westfield Energy Recovery Ltd

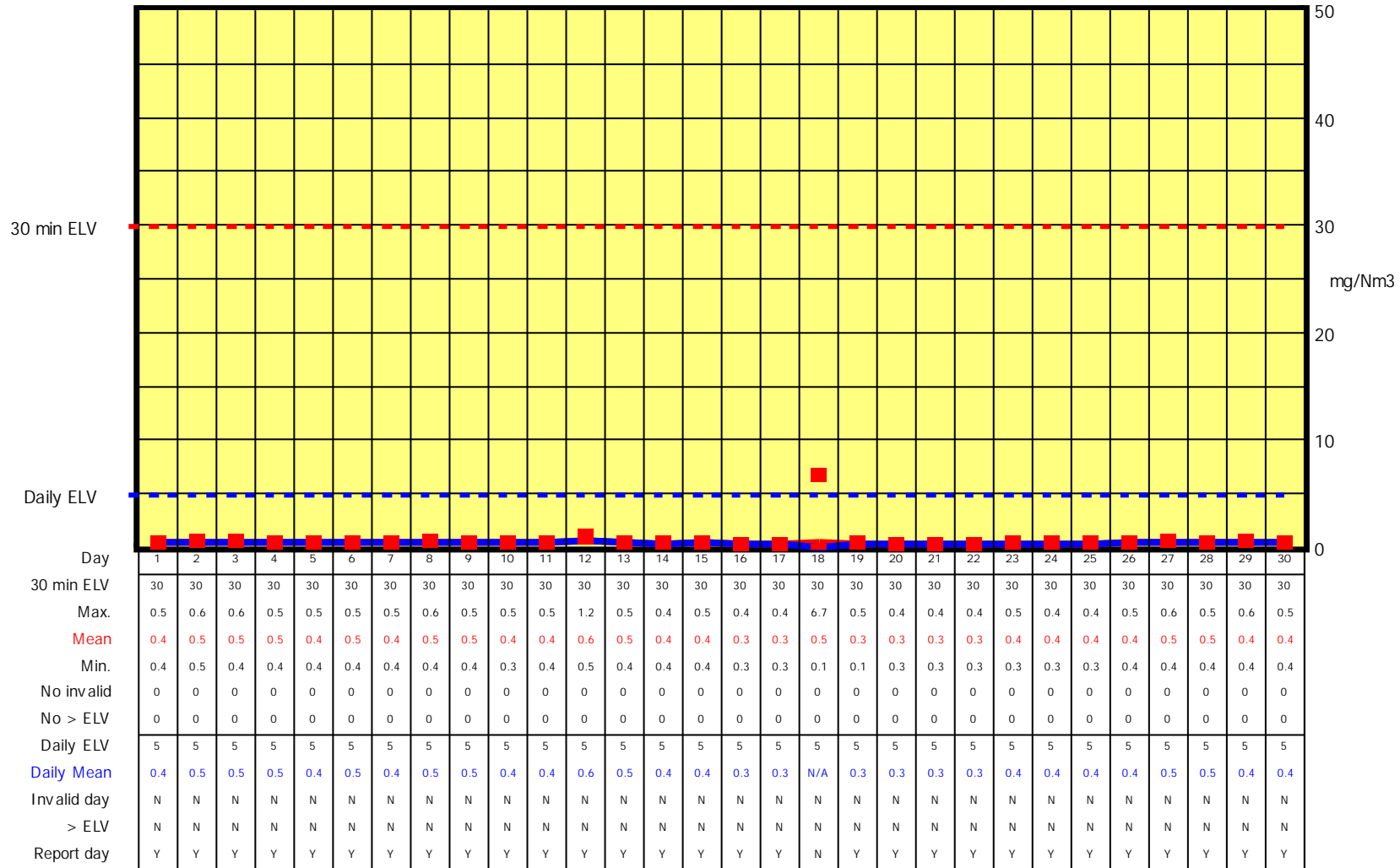
Form No: Air 4 (A1)



Reporting of Continuously Monitored Emissions to Air for Dust, Emission Point Report for Jun, 2026



97th Percentile = 0.5
No. of valid averages = 1433



Month summary	
30 min ELV	
Monthly max.	6.7
Monthly mean	0.4
Monthly min.	0.1
Total invalid	0
Sum > ELV	0
Daily ELV	
Monthly max	0.6
No. invalid days	0
No. > ELV	0
No. report days	29

Data is as processed without repairs.

Signature _____

authorised to sign on behalf of the company

Date _____