

How to sign up to Uber - NSW

splend

In order to provide passenger transport services in New South Wales, you need authorisation from the Roads and Maritime Services (RMS) before you can get approved by the team at Uber

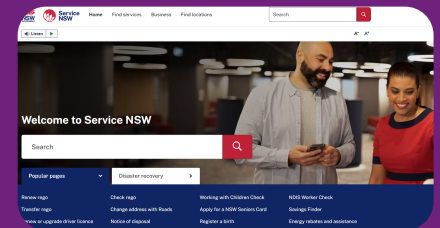
Check out the steps below on how to get started.



1

Provide a NSW driving record

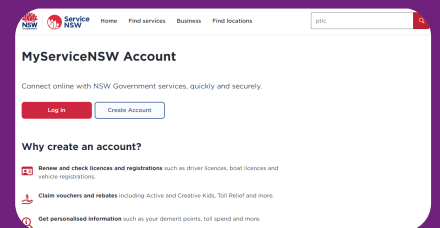
- Visit <https://www.service.nsw.gov.au/>
- Log in or create a free account
- Once you are in, type "history" in the search bar
- Select "Request a driving record"
- This will be \$26



2

Visit Service NSW and apply for a Passenger Transport Licence Code

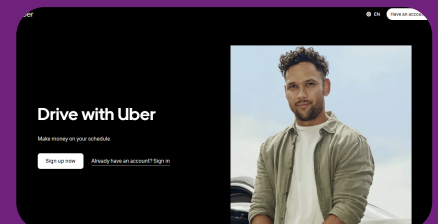
- Visit <https://www.service.nsw.gov.au/>
- Log in and type "PTLC" into the search bar
- Select "Application for a passenger transport licence code"
- Once the questionnaire has been filled, NSW Services will notify Uber



3

Log in to Uber

- Sign up to Uber via: <https://www.uber.com/a/join?exp=70801c> and create an account
- If you have an Uber Eats account, contact the Uber Support team and advise them that you would like to drive Uber X
- Once you are in, you will be required to upload 5 documents:
- A picture of your driver's licence (front + back)
- A photo of your passport
- A profile picture
- Driving record
- Dummy document for insurance



4

Get a background check

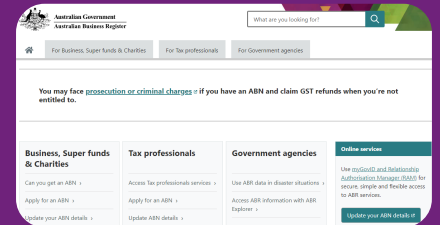
- While your Uber account is still open, type in:
t.uber.com/bgcapplicationaurides on a new tab
- Prepare your documents:
 - Passport/birth certificate
 - Driver licence/student card
 - Medicare/bank card
 - This will be \$40.85



5

Create an ABN

- Visit <https://www.abr.gov.au/> and create an ABN
- You will need to apply as a sole trader and register for GST
- This is free



6

Mandatory Driver Safety Education

- By this stage, you would've uploaded and be close to completing your Uber account.
- Request Uber to send you a link to their Mandatory Driver Safety Education
- Once you've completed this, you're ready to get started on the road!

7

Follow up once a week with Uber

- Uber will notify you via email regarding the status of your application
- You can follow up once a week to make sure everything goes smoothly
- Contact the team at Uber on [1300 091 272](tel:1300091272)

It usually takes 2-3 weeks to get your approval from Uber.
Once you receive your confirmation email, contact your
Splend representative for vehicle collection.

Contact us

Say hello

1800 775 363

hello@splend.com.au

splend 