



HMFB Series

The ultimate solution for demanding level control. Multi-function level switches in custom lengths, delivering outstanding flexibility.

- Impact resistant terminal box, IP67
- Universal mounting, G1" & flange
- Selectable switch point lengths and contact functions*



HM 2511



Sensors with REED technology without power consumption, manufactured with the highest quality in our ISO-certified factory in Roslagen, Sweden.

General description:

HMFB. The float level switches are available with up to five functions in the same unit. It can also be combined with a built-in temperature sensor or overtemperature protection. Suitable for oil and other non aggressive liquids.

Construction:

Terminal box with waterproof screw lid, protection class IP67. Terminals with spring-loaded connection for mounting your own cable. G1" threaded connection and flange provide two options for mounting. Probe in brass, floats in NBR.



* We manufacture the sensor in desired lengths. Specify switch points length (mm) and contact function when ordering.

O : NO, open at low level, closes rising
S : NC, closed at low level, opens rising
V : NO/NC, change-over
T : Overtemperature protection. NC, opens rising at 70°C ±5

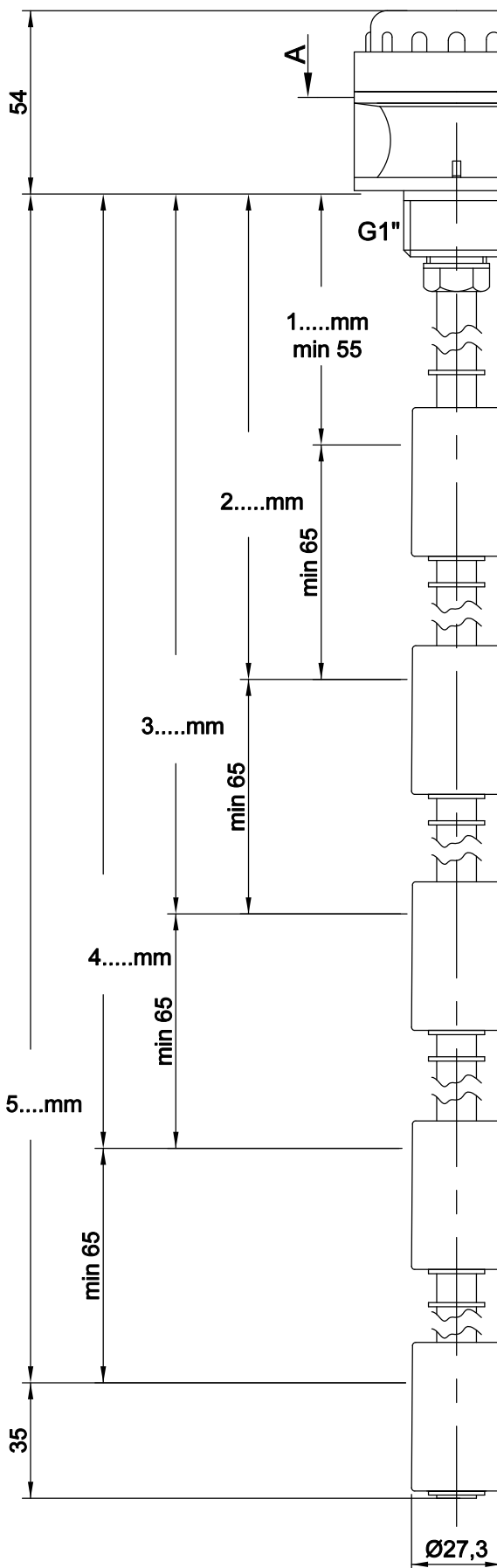
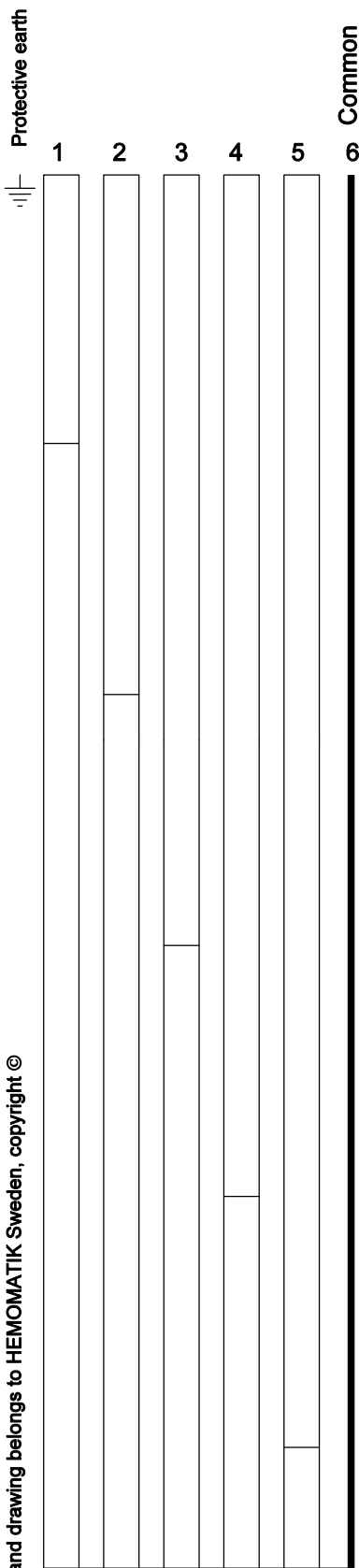
Options, special on request:

Overtemperature protection with other switching temperature and smaller hysteresis.

Built-in temperature sensor Pt100, Pt1000, 4-20mA and 0-10V.

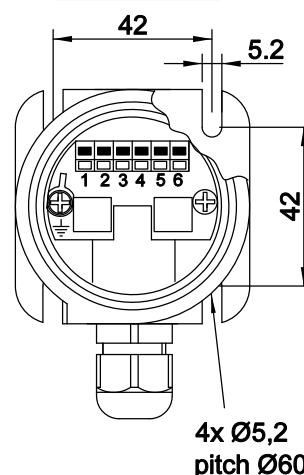


Note! Read this instruction before installation and use



For cable
Ø5-10mm

Section A-A



FEATURES

Float liquid level sensor with REED-technology to activate pumps or valves via relays or PLC. Suitable for oil and other non aggressive liquids

MATERIALS

Stem : Brass
Float : NBR, S.G. 0,42
Terminal box : Polyamid 6
Gasket : Nitrile
Temp. media : -20...+100°C
Temp. ambient : -20...+70°C
For use 0-5000m above MSL

CONTACT SYMBOLS

O = means NO low, NC going upwards
S = means NC low, NO going upwards

PROTECTION DEGREE

Terminal box : IP67
Stem : IP68

ELECTRICAL MAX DATA

Contact rating *	70 VA
Voltage	3-230 V AC/DC DC to 60Hz
Current	1 A

* = resistive load

WARNING! If no protective earth is connected to the sensor, the supply voltage must not exceed 48V AC/DC

■ = Switch closed

□ = Switch open