



# HMCB Series

*The ultimate solution for demanding level control. Multi-function level switches in custom lengths, delivering outstanding flexibility.*

- Impact resistant terminal box, IP67
- Adjustable G1" compression fitting
- Selectable switch point lengths and contact functions\*



HM 2511



Sensors with REED technology without power consumption, manufactured with the highest quality in our ISO-certified factory in Roslagen, Sweden.

## General description:

HMCB. The float level switches are available with up to five functions in the same unit. It can also be combined with an built-in temperature sensor or overtemperature protection. Suitable for oil and other non aggressive liquids.

## Construction:

Terminal box with waterproof screw lid, protection class IP67. Terminals with spring-loaded connection for mounting your own cable.

Adjustable G1" compression fitting, when the nut is tightened, the coupling is fixed to the probe. Probe has a reference line for ordered length.

Probe in brass, floats in NBR.



\* We manufacture the sensor in desired lengths. Specify switch points length (mm) and contact function when ordering.

- O** : NO, open at low level, closes rising
- S** : NC, closed at low level, opens rising
- V** : NO/NC, change-over
- T** : Overtemperature protection. NC, opens rising at 70°C ±5

## Options, special on request:

Overtemperature protection with other switching temperature and smaller hysteresis.


Built-in temperature sensor Pt100, Pt1000, 4-20mA and 0-10V.



Note! Read this instruction before installation and use

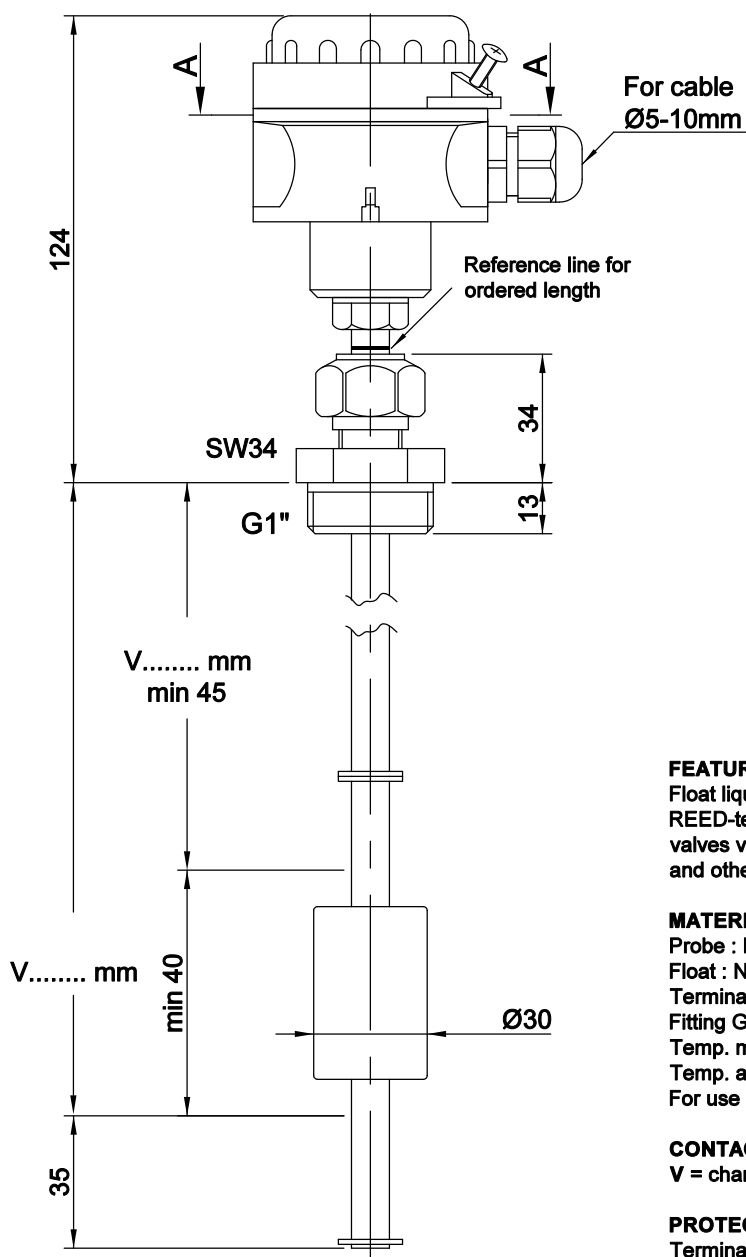
Protective earth

2 1 3 5 4 6



= Switch closed

= Switch open



#### FEATURES

Float liquid level sensor with REED-technology to activate pumps or valves via relays or PLC. Suitable for oil and other non aggressive liquids

#### MATERIALS

Probe : Brass  
Float : NBR, S.G. 0,42  
Terminal box : Polyamid 6  
Fitting G1" : Brass  
Temp. media : -20...+100°C  
Temp. ambient : -20...+70°C  
For use 0-5000m above MSL

#### CONTACT SYMBOLS

V = change over

#### PROTECTION DEGREE

Terminal box : IP67

Probe : IP68

#### INSTALLATION

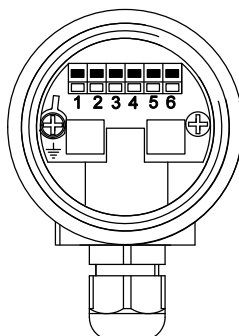
Adjustable compression fitting, when the nut is tightened, the coupling is fixed to the probe.

#### ELECTRICAL MAX DATA

Contact rating *	60 VA
Voltage	3-230 V AC/DC DC to 60Hz
Current	1 A

\* = resistive load

**WARNING!** If no protective earth is connected to the sensor, the supply voltage must not exceed 48V AC/DC



Section A-A