



The Singularity Fund™

A Global Selection of Profitable Innovation

January 2026

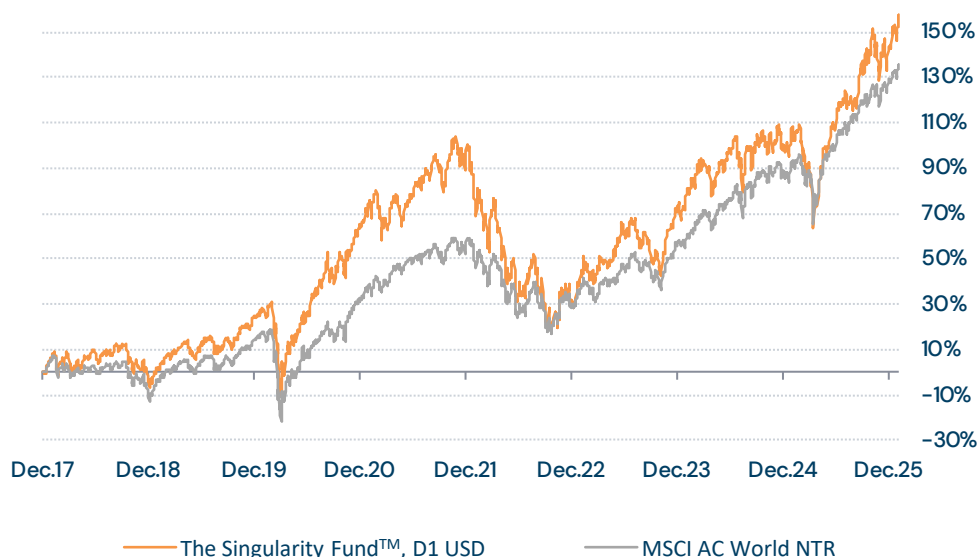
Investment Profile

The Singularity Fund™ (TSF) is a global equity UCITS fund that tracks the Singularity Index™ (Bloomberg: NQ2045), utilizing a proprietary methodology to capture applied innovation across Singularity Sectors: Compute Power, Artificial Intelligence, Big Data, Bioinformatics, Networks & Connectivity, Advanced Materials, New Energy, Robotics, and Extended Reality. The portfolio includes 150 companies, each with a maximum weight of 4% to 5% at bi-annual rebalancing. TSF is suitable for long-term investors seeking capital growth.

Reasons to invest:

- Globally diversified applied innovation portfolio capitalizing on high earnings growth
- Rigorous investment process that, (a) defines the value of innovation with the inputs from [The Singularity Think Tank](#), (b) screens for companies generating significant revenues with innovative products and services (Singularity Innovation Score)
- Skilled and entrepreneurial team whose interests are aligned with those of investors

Performance since Strategy Launch*



Performance, Risk, and Portfolio Characteristics since Strategy Launch**

	TSF	MSCI ACWI	+/-
Total Return	152.0%	134.3%	+17.8%
Annualized Return	12.1%	11.1%	+1.0%
Volatility	19.3%	15.5%	+3.7%
Beta	1.15	1.00	+0.15
Sharpe Ratio	0.50	0.55	-0.05
Active Share	71.8%	-	-
Tracking Error	7.5%	-	-
Information Ratio	0.15	-	-
P/E Ratio (LTM)	34.5x	24.6x	+10.0x
Realized EPS Growth (CAGR)	14.6%	8.5%	+6.1%
Realized PEG Ratio	2.4x	2.9x	-0.5x
Debt to Equity	42.2%	136.5%	-94.3%

*All data since strategy inception (Dec 21, 2017). Pro-forma performance until Oct 1, 2018, based on Singularity Index™ with D1 USD fee structure. Reference index MSCI ACWI always with NTR.

**Risk characteristics computed ex-post based on monthly data since Dec 31, 2017, with D1 USD free structure. The Sharpe Ratio indicates risk-adjusted returns. It is calculated by dividing the excess return (return minus risk-free rate) by the volatility. The Information Ratio is calculated by dividing the active return (fund return minus MSCI ACWI NTR) by the tracking error vs MSCI ACWI NTR. Portfolio characteristics are based on current or realized portfolio holdings.

Sources: FactSet, Bloomberg

Fund Facts

Style	Long-Only, Large Cap, Quality-Growth
Size	\$137.8M
Strategy Launch	Dec 21, 2017
Fund Launch	Oct 1, 2018
Liquidity	Daily
Legal Structure	UCITS, SICAV
Domicile	Luxembourg
SFDR	Article 8

Performance

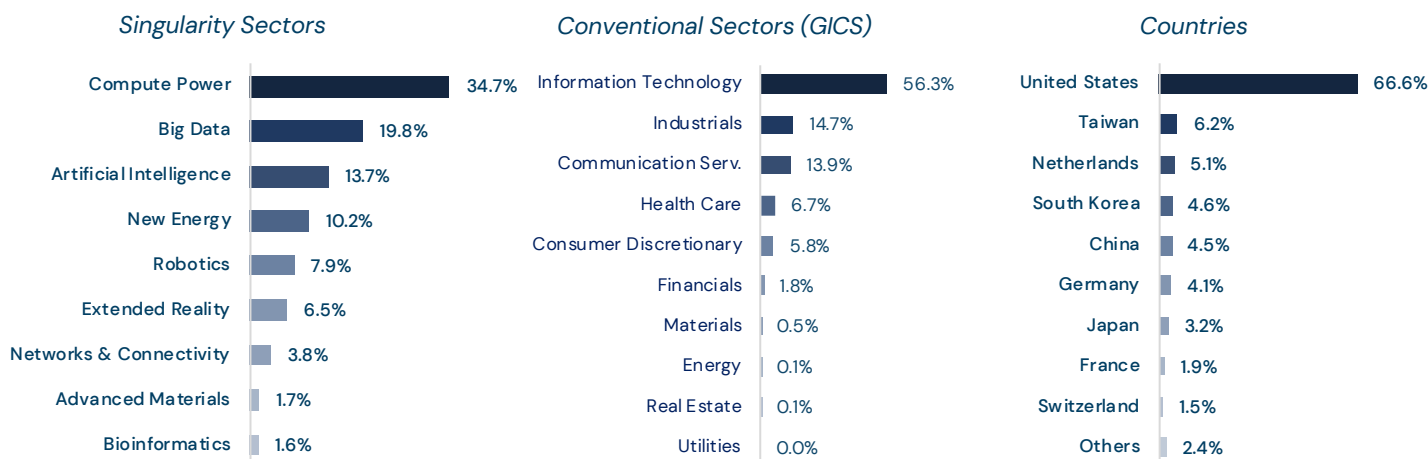
	TSF	MSCI ACWI	+/-
1 Month	3.9%	3.0%	+0.9%
1 Year	22.8%	21.9%	+0.9%
3 Years	74.9%	68.8%	+6.1%
5 Years	49.9%	75.8%	-25.9%
YTD	3.9%	3.0%	+0.9%
2025	23.4%	22.3%	+1.0%
2024	13.1%	17.5%	-4.4%
2023	33.4%	22.2%	+11.2%
2022	-34.3%	-18.4%	-15.9%
2021	18.9%	18.5%	+0.3%
2020	33.8%	16.3%	+17.5%

Top 10 Positions

Company	Portfolio Weight
TSMC	5.8%
META PLATFORMS	5.5%
AMAZON.COM	4.9%
NVIDIA	4.7%
ASML	4.5%
BROADCOM	4.5%
MICROSOFT	4.1%
ALPHABET	4.1%
MICRON	3.1%
TENCENT	2.8%
Total	44.0%



Allocation



Top 10 MSCI ACWI Positions vs. Portfolio

#	Company	TSF Weight	MSCI ACWI Weight	Difference
1	NVIDIA	4.7%	4.8%	-0.1%
2	APPLE		4.0%	-4.0%
3	ALPHABET	4.1%	3.8%	0.4%
4	MICROSOFT	4.1%	3.2%	1.0%
5	AMAZON.COM	4.9%	2.4%	2.5%
6	META PLATFORMS	5.5%	1.6%	3.9%
7	BROADCOM	4.5%	1.5%	2.9%
8	TSMC	5.8%	1.4%	4.3%
9	TESLA		1.3%	-1.3%
10	JPMORGAN CHASE		0.9%	-0.9%

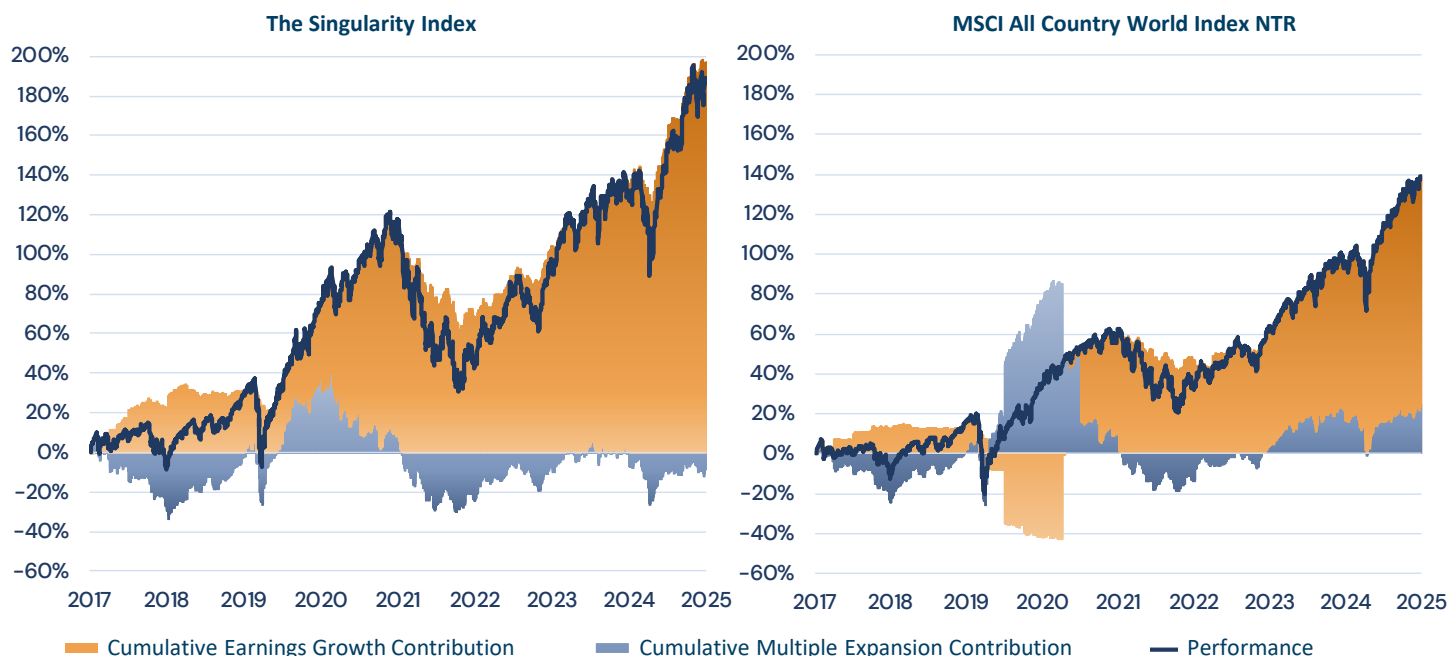
Share Class Information

Share Class	D1	D1	D1h	D2	D3	D3h
Investor Type	Institutional	Institutional	Institutional	Professional	Retail	Retail
Currency	USD	EUR	CHF (Hedged)	USD	USD	CHF (Hedged)
ISIN	LU1779697538	LU2178932914	LU2409343964	LU1779697884	LU2209331995	LU2409344004
Valor	40917630	54894652	114851334	40917634	56163924	114851375
WKN	A2JGFN	A2P42T	A3C7JO	A2JGFP	A2QBRY	A3C7J1
Bloomberg Ticker	MFSIND1 LX	MSIND1E LX	MFCHD1H LX	MFSIND2 LX	MUSTSDU LX	MFSID3H LX
Minimum 1st subscription	USD 250k	EUR 250k	CHF 250k	USD 50k	None	None
Management Fee	1.20%	1.20%	1.20%	1.60%	1.80%	1.80%
TER (per 30.06.2025)	1.49%	1.47%	1.55%	1.94%	2.14%	2.13%
Launch Date	Oct 1, 2018	Oct 1, 2018	Jul 27, 2022	Oct 1, 2018	Aug 21, 2020	Jul 27, 2022
NAV/Calculation	Daily / T+1 (T = Trade Date) – Cut-off: 15:00 CET – Settlement: T+3					
Dividends	Accumulating					



Contribution to Performance by Multiples vs. Earnings since December 2017 until Last Quarter End

The Singularity Fund exclusively tracks The Singularity Index™. This index-to-index comparison showcases cumulative performance drivers over time, namely earnings growth and P/E ratios (multiple evolution) of the underlying stocks. Cumulative earnings and price growth are based on portfolio history, accurately accounting for position changes.



Portfolio Construction

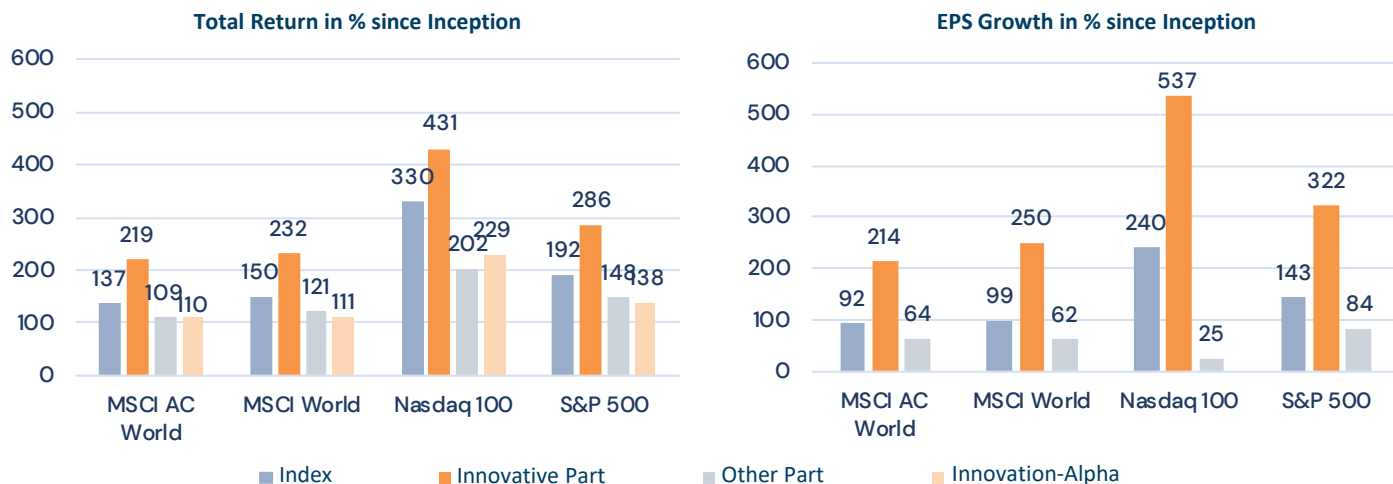
Composition	150 mainly Blue-Chip companies
Portfolio Construction	Singularity Market Cap Weighting
Rebalancing	Bi-annual in May and November
Max. Position Size	5% (top 6) and 4% at Rebalancing
Liquidity Restriction	3-month ADTV minimum \$1mn
Market Cap Restriction	Free Float Market Cap. minimum \$100mn to enter the portfolio

Further Fund Information

Tax Transparency	LUX, CH, DE, AU, NL
Fund Admin	Carne S.A., LUX
Investment Manager	Dara Capital AG, CH
Custodian	State Street GmbH, LUX
Auditor	PwC Luxembourg

Earnings-driven Alpha since Inception in December 2017 until Last Quarter End

An applied innovation screen selects for exceptionally high growth rates and pricing power. Companies selling these products and services show stronger than expected earnings growth and with that returns.



Sources: FactSet



The Singularity Fund™

A Global Selection of Profitable Innovation

Monthly Returns of The Singularity Fund™, USD D1*

	Jan	Feb	Mar	Apr	May	Jun	Jul	Aug	Sep	Oct	Nov	Dec	YTD
2018	7.8%	-2.2%	-2.6%	-0.2%	4.2%	-1.3%	3.1%	3.2%	0.3%	-8.5%	2.0%	-6.8%	-2.2%
2019	6.4%	3.8%	1.4%	4.3%	-7.2%	7.5%	0.4%	-2.1%	1.6%	3.5%	2.8%	3.5%	28.1%
2020	-0.6%	-6.8%	-10.9%	11.7%	5.3%	5.3%	7.3%	9.5%	-3.0%	-2.7%	12.2%	5.2%	33.8%
2021	0.8%	-0.1%	-0.7%	5.1%	-0.4%	4.7%	2.0%	3.8%	-5.6%	7.6%	-0.5%	1.4%	18.9%
2022	-10.0%	-4.9%	2.0%	-12.6%	-1.7%	-10.3%	9.5%	-5.8%	-12.3%	4.2%	8.8%	-4.7%	-34.3%
2023	10.6%	-2.2%	7.0%	-1.5%	4.7%	5.0%	2.7%	-3.6%	-6.8%	-3.9%	13.4%	5.9%	33.4%
2024	2.6%	5.4%	2.1%	-5.3%	3.4%	5.6%	-1.9%	2.6%	1.5%	-3.3%	3.4%	-2.9%	13.1%
2025	4.3%	-3.2%	-8.5%	2.3%	7.2%	8.8%	2.1%	-1.3%	7.1%	6.1%	-3.0%	0.8%	23.4%
2026	3.9%												3.9%

Monthly Returns of MSCI ACWI NTR

	Jan	Feb	Mar	Apr	May	Jun	Jul	Aug	Sep	Oct	Nov	Dec	YTD
2018	5.6%	-4.2%	-2.2%	1.0%	0.1%	-0.5%	3.0%	0.8%	0.4%	-7.5%	1.5%	-7.0%	-9.4%
2019	7.9%	2.7%	1.3%	3.4%	-5.9%	6.5%	0.3%	-2.4%	2.1%	2.7%	2.4%	3.5%	26.6%
2020	-1.1%	-8.1%	-13.5%	10.7%	4.3%	3.2%	5.3%	6.1%	-3.2%	-2.4%	12.3%	4.6%	16.3%
2021	-0.5%	2.3%	2.7%	4.4%	1.5%	1.4%	0.7%	2.5%	-4.1%	5.1%	-2.4%	4.0%	18.5%
2022	-4.9%	-2.6%	2.2%	-8.0%	0.1%	-8.4%	7.0%	-3.7%	-9.6%	6.0%	7.8%	-3.9%	-18.4%
2023	7.2%	-2.9%	3.1%	1.4%	-1.1%	5.8%	3.7%	-2.8%	-4.1%	-3.0%	9.2%	4.8%	22.2%
2024	0.6%	4.3%	3.1%	-3.2%	4.1%	2.2%	1.6%	2.5%	2.3%	-2.2%	3.7%	-2.4%	17.5%
2025	3.4%	-0.6%	-4.0%	0.9%	5.7%	4.5%	1.4%	2.5%	3.6%	2.2%	0.0%	1.0%	22.3%
2026	3.0%												3.0%

*Pro-forma performance until Oct 1, 2018 based on Singularity Index™ with D1 USD fee structure.

The Singularity Group

The Singularity Group (TSG) is an investment advisory boutique in Zurich, Switzerland. It was co-founded by Evelyne Pflugi, CEO, and Tobias Reichmuth, Board Member, in October 2017. TSG quantifies applied innovation for investors in listed equities. TSG is the initiator of the Singularity Index™ (Bloomberg ticker: NQ2045), a global, all-sector benchmark and gold standard for applied innovation. The Singularity Strategies include The Singularity Fund™ (UCITS Lux), Singularity US Innovation Leaders (LUKB AMC), Singularity US Equity (LUKB AMC), Singularity Small&Mid (UBS AMC), and LUKB Smart Farming (LUKB AMC). The investment advisory boutique works closely with the Singularity Think Tank, a network of entrepreneurs and academics with deep insights into innovation value chains. Their input forms the foundation of TSG's proprietary innovation scoring system that quantifies the engagement of companies within a set of curated Singularity Sectors worldwide across all market capitalizations and industries. The Singularity Innovation Score (SI-Score) defines how much value listed companies generate through applied innovation.

Important legal information

This document is for information purposes only. It does not represent an offer or any kind of investment advice in any jurisdiction. As a basis for investment decisions investors should rely on financial advisors and obtain further information from TSG. Performance and ratios are calculated using historical information and data.

THE SINGULARITY FUND (the "Fund") is a sub-fund (compartment) of the investment company with variable capital MULTIFLEX SICAV, which has been incorporated under Luxembourg law and which has been approved by the CSSF as a UCITS-fund pursuant to Directive 2009/65/EC. Management Company is Carne Global Fund Managers (Luxembourg) S.A. 3, Rue Jean Piret, L-2350 Luxembourg. The Fund is currently only authorized for offering in Luxembourg, Switzerland, Germany, Austria, Singapore, and the Netherlands. This material is therefore intended solely for the use by persons who are nationals of, resident in or domiciled in jurisdictions where distribution, publication, making available or use of this material is not prohibited. The information in this document does not constitute investment, legal, tax or other advice and should not be relied upon as the sole basis for investment decisions. Please find the SFDR disclosure for the Fund [here](#).

This document is promotional material. The prices of shares in the Fund may go up as well as go down. They are subject to the fluctuations of the financial markets and, therefore, investors may not receive back the amount invested. Past performance is not a reliable indicator of future performance. This is not an invitation to invest in the Fund. Investments should only be made after a thorough reading of the current Prospectus, Key Investor Information Document ("KIID") or Key Information Document ("KID"), Articles of Association and the current annual and semi-annual reports (the "Legal Documents") and, where appropriate, after obtaining advice from an independent financial and tax expert. The Legal Documents are available free of charge in printed form from the addresses listed below. A summary of investor rights can be found [here](#).

The distribution/placement/offering of shares in the Fund is coordinated by The Singularity Group AG, Zurich ("TSG"). The remuneration of TSG and any other distributors or placement agents for their services is included in the fees disclosed in the Fund's Legal Documents. There are no other costs incurred by clients on the part of TSG. The shares in the Fund are not registered in the USA under applicable laws. Accordingly, these shares may not be offered, sold or transferred in the USA or to US persons unless an exemption from registration is available under applicable law.

SWITZERLAND: The legal documents can be obtained in English or German, free of charge, from the Swiss Representative: Carne Global Fund Managers (Switzerland) Ltd., Beethovenstrasse 48, 8002 Zurich or on the internet at www.carnegroup.com or under info@singularity-group.com. Paying Agent is State Street Bank International GmbH, Munich, Zurich Branch, Beethovenstrasse 19, CH-8027 Zurich. GERMANY: The legal documents in English and the KIID in German can be obtained free of charge at www.carnegroup.com or under info@singularity-group.com. Paying Agent is DekaBank Deutsche Girozentrale, Hahnstrasse 55, D-60528 Frankfurt am Main. AUSTRIA: The legal documents in English and the KIID in German can be obtained free of charge, from the Paying Agent in Austria, Erste Bank der oesterreichischen Sparkassen AG, Am Belvedere 1, A-1100 Vienna or on the internet at www.carnegroup.com or under info@singularity-group.com. LUXEMBOURG: The legal documents in English can be obtained free of charge, from Carne Global Fund Managers (Luxembourg) S.A. or on the internet at www.carnegroup.com or under info@singularitygroup.com. NETHERLANDS and SINGAPORE: The English version of the prospectus and the Dutch version of the KIID can be obtained free of charge on the internet at carnegroup.com or under info@singularity-group.com.