

ARCCHIO

Catalogue 2025



Masters of **perfect light**

ARCCHIO


It is with great enthusiasm that we at Lampenwelt Professional present to you the new corporate customer catalogue of our ARCCHIO brand - MASTERS OF PERFECT LIGHT.

Since 2002, ARCCHIO has stood for high-quality lighting design, inspired by German engineering and the clear aesthetics of the Bauhaus style. What began as a vision in the heart of Germany is now a brand into which all our experience has been channelled - a brand that combines quality, design and service at the highest level.

ARCCHIO brings professional lighting solutions to living and working spaces - modern, sustainable and solution-orientated. ARCCHIO is specially tailored to the needs of our business customers. Our claim is clear: trust through quality, durable products for demanding lighting users thanks to high design standards and high-quality materials. ARCCHIO's mission is to provide perfect and sustainable lighting solutions for every application.

We are proud to present core pieces from the ARCCHIO range. Combined with our customised lighting design for your projects, our tiered corporate customer discounts and project-based procurement, we can adapt optimally to your individual requirements and budgets.

Let us realise your lighting projects together - with intelligent concepts, innovative products and partnership-based cooperation.



**We look forward to shaping
the future of lighting with you.**



INTERIOR LIGHTING

18-53

**SURFACE-MOUNTED
SPOT LIGHTS**



54-84

RECESSED LUMINAIRES
Recessed wall fixtures
Recessed fixtures with sensor
Recessed ceiling fixtures



85-89

**UNDER-CABINET
LUMINAIRES**



90-103

CEILING LUMINAIRES



104-127

PENDANT LUMINAIRES



128-151

WALL LUMINAIRES



**TABLE LUMINAIRES
WITH BATTERY**

152-155



**FIXTURES FOR
TRACK SYSTEMS**

156-175



FLOOR LUMINAIRES

176-177



DAMP-PROOF FIXTURES

178-187



OFFICE LUMINAIRES
LED panels
Ceiling luminaires
Pendant luminaires
Wall luminaires
Table luminaires
Floor luminaires

188-203

EXTERIOR LIGHTING

246-273




Wall luminaires
Ceiling luminaires
Pathway luminaires
Ground spike luminaires
Motion sensor luminaires
Solar luminaires


SURFACE-MOUNTED SPOT LIGHTS




RECESSED LUMINAIRES



RECESSED LUMINAIRES WITH SENSOR



UNDER-CABINET LUMINAIRES



CEILING LUMINAIRES



PENDANT LUMINAIRES



WALL LUMINAIRES






TABLE LUMINAIRES WITH BATTERY



FIXTURES FOR TRACK SYSTEMS



FLOOR LUMINAIRES



DAMP-PROOF FIXTURES



LED-PANELS



PHILIA
S. 190



AYRA
S. 191



BRENDA
S. 192



ENORA
S. 194



ARTHUR
S. 195



LYNDRA
S. 196



LYSANDER
S. 198



TINUS
S. 200



ENJA
S. 201



VINAS
S. 202

PENDANT LUMINAIRES



SUSI
S. 206



CUNA
S. 209




VINCA
S. 210



SAMU
S. 211



JOLINDA
S. 212



DOREAN
S. 214

FLOOR LUMINAIRES



LOGAN BASIC
S. 230



LOGAN NEO
S. 231



LOGAN PRO
S. 232



LOGAN ULTRA
S. 233



TIMON
S. 234



AILA
S. 238



SUSI
S. 241



JOLINDA
S. 236



TAMILO
S. 242

TABLE LUMINAIRES



JOLINDA
S. 217

WALL LUMINAIRES



RICK
S. 224

CEILING LUMINAIRES



VINCA
S. 220

EXTERIOR WALL AND CEILING LUMINAIRES



ISMERA
S. 248



LILJANA
S. 250




KARLINE
S. 252



YOLENA
S. 254



ADVIK
S. 255



TASSNIM
S. 257



LENGO
S. 258



LILJANA
S. 261

EXTERIOR FLOOR LUMINAIRES



LIENNA
S. 262



ADVIK POLLAR
S. 266



CARAMIA
S. 270



HAVIN
S. 273




YOLENA
S. 269




HEMMANI
S. 271

EXTERIOR LUMINAIRES WITH SENSOR



FINERIA
S. 251



YOLENA
S. 254



ADVIK
S. 255



ADVIK POLLAR
S. 266



YOLENA POLLAR
S. 269

SOLAR LUMINAIRES



LISSANO
S. 260

ARCCHIO

YOUR PARTNER FOR COMMERCIAL PREMISES

When designing our lights, we place great importance on restrained shapes and colours that blend functionally and elegantly into any environment. With a focus on commercial spaces such as restaurants, cafés, hotels, shops and offices, our luminaires are tailored to the needs of commercial customers. We offer our customers comprehensive advice and lighting planning to enable them to realise lighting projects of all kinds in the best possible way.



ARCCHIO

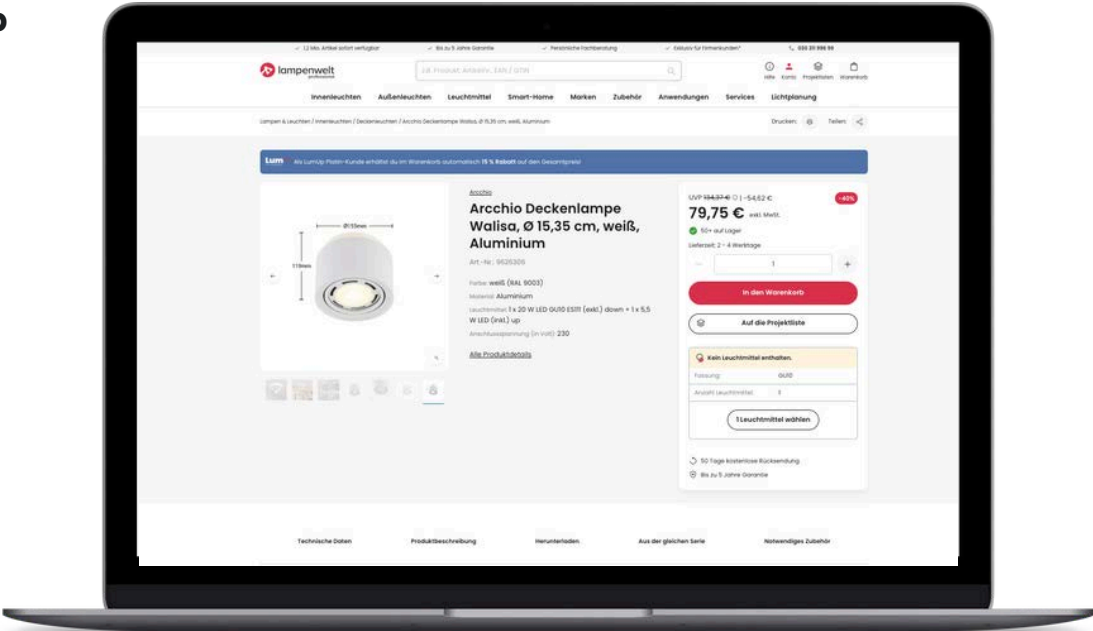
The brand

Since 2002, our ARCCHIO brand has stood for German engineering and design solutions, with which we offer lighting specifically for the commercial sector. ARCCHIO was born from the vision of a team of lighting experts - with the clear aim of providing high-quality, reliable and innovative lighting concepts for business customers.

Characterised by the passion and heritage of German engineering and the clear aesthetics of the Bauhaus style, ARCCHIO has built a reputation for the highest standards in lighting design, production and service at home and abroad. All our experience flows into the development and optimisation of our products to perfectly meet the requirements of professional lighting users.

ARCCHIO benefits from extensive industry knowledge and innovative strength. Exclusively via the B2B online shop Lampenwelt Professional, we also offer our business customers customised advice and individual lighting solutions.


The shop



Our products

ARCCHIO stands for professional lighting solutions that set the scene for living and working areas. Using the highest construction standards and high-quality materials, we create durable products for sophisticated lighting projects. Our luminaires combine modern design with sustainable awareness - for solutions that are both aesthetically pleasing and functional.

Our versatile range includes indoor and outdoor luminaires as well as innovative light sources. We focus on current trends in the catering, office and commercial sectors, react flexibly to technical innovations and legal requirements and dynamically adapt our range to the needs of our business customers. At the same time, we continuously optimise standard products to make installation and handling as efficient as possible for professional users.



Our customers

ARCCHIO products are primarily designed for the B2B sector. Our focus is not only on the interplay of design and functionality, but also on well thought-out, uncomplicated installation. We take a holistic approach to our lighting solutions and develop products that are easy and time-efficient to install.

In order to constantly improve our products and further develop designs, we rely on direct dialogue with our business customers. Feedback and requirements are the basis for our innovations and the consistent use of high-quality materials.


Our promise:

Solution-oriented thinking, customised lighting concepts and the direct transfer of our comprehensive expertise - for a perfect lighting solution, tailored to individual projects.

Our mission:

Providing sustainable, high-quality lighting solutions for any commercial environment - worldwide.





You can plan with us.

Lighting design

with



lampenwelt
professional

Large and sophisticated projects in particular benefit from lighting design. This is because it goes beyond pure functionality. Not only appropriate, but also optimum lighting can be simulated. Aspects such as architecture, daylight incidence, different areas of activity and the corporate identity of the company are taken into account.

The applicable DIN standards such as the workplace directive DIN EN 12464-1 for indoor areas and DIN EN 12464-2 for outdoor areas are taken into account from the outset, so that the end result is a lighting design that complies with the guidelines and creates an optimum environment for people. After all, the right lighting provides orientation, has a positive influence on performance, well-being and the environment and is as energy-efficient and economical as possible.

DIALux

Comprehensive access to **ARCCHIO** luminaires featuring permanently installed LEDs for your planning needs.

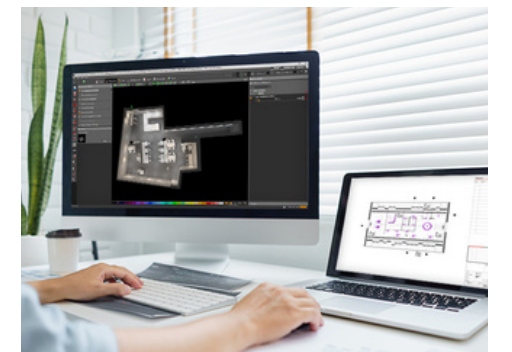


How does **lighting design** work?


1. The illumination concept
After an initial discussion, the possibilities that the building offers for your ideas or your order are identified. Individual, customised lighting solutions are then developed.



2. The illumination design
Taking into account the technical and structural conditions, we determine the application and room-related luminaires, their number and positioning. We document the positioning with 2D planning. We use 3D rendering to ensure that the illuminance complies with standards.



3. Luminaire catalog & luminaire compendium
Your personal lighting consultant will present you with product proposals for your project, tailored to your individual requirements and budget. In addition to technical data, the document also contains specific installation instructions for the electrician, making it an indispensable document for your lighting project.



Are you interested in **lighting design**?

Our lighting planners are
there for you!

Phone: 030 / 311 996 99
Email: projects@lampenwelt.de

SURFACE-MOUNTED
SPOT LIGHTS



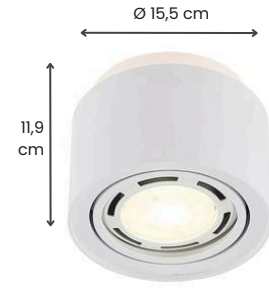


WALISA

The Walisa ceiling light features two separate light sources. The built-in LED shines indirectly onto the ceiling, creating a pleasant lighting effect. The GU10 reflector, on the other hand, emits its light directly downwards without glare.

With its neutral design, it blends into virtually any interior design concept. Walisa is available with a pivoting reflector or a fixed version with a frosted glass cover. Each version can be dimmed using a wall dimmer (dimmer not included).

Material: Aluminium



| Up/down big | | | | | | | | |
|-------------|----------|------------|------------------------|----------|--------------------|----------|--------------|--|
| Color | Item No. | Power | Light bulbs | Dimmable | Dimmer | IP class | Safety class | |
| White | 9626306 | 20W + 5.5W | GU10 ES111 + LED incl. | Yes | trica dimmer excl. | IP20 | I | |
| Black | 9626307 | 20W + 5.5W | GU10 ES111 + LED incl. | Yes | trica dimmer excl. | IP20 | I | |



| Up/down + diffuser | | | | | | | | |
|--------------------|----------|-------------|------------------|----------|--------------------|----------|--------------|--|
| Color | Item no. | Power | Light bulbs | Dimmable | Dimmer | IP class | Safety class | |
| White | 9626300 | 10W + 4,6 W | GU10 + LED incl. | Yes | trica dimmer excl. | IP20 | I | |
| Black | 9626301 | 10W + 4,6 W | GU10 + LED incl. | Yes | trica dimmer excl. | IP20 | I | |



| Up/down small | | | | | | | | |
|---------------|----------|-----------|------------------|----------|--------------------|----------|--------------|--|
| Color | Item no. | Power | Light bulbs | Dimmable | Type dimmer | IP class | Safety class | |
| White | 9626302 | 8W + 4.6W | GU10 + LED incl. | Yes | trica dimmer excl. | IP20 | I | |

The housing offers optimal space for cables and enables easy installation.





ROTARI

The Rotari LED ceiling light impresses with its flexibility and minimalist design. The classic round shape of the light head and the subtle color scheme blend perfectly into many interior styles, finding their place not only in private but also in commercial settings.

The integrated LED reflector has a CRI value of > 90 and enhances the room with its warm white light. The lamp head can be swiveled in various directions, allowing specific areas of the room to be highlighted.



Dimm

R,L,C

CRI: >90

Material: Aluminium

| 1-flame | | | | | | | | | |
|---|----------|-------|-------------|----------|-----------------|------------|----------|--------------|--|
| Color | Item no. | Power | Light color | Dimmable | Type dimmer | Beam angle | IP class | Safety class | |
|  | 10001645 | 11.8W | 3.000 K | Yes | external dimmer | 34° | IP20 | I | |
|  | 9928023 | 12.3W | 3.000 K | Yes | external dimmer | 34° | IP20 | I | |

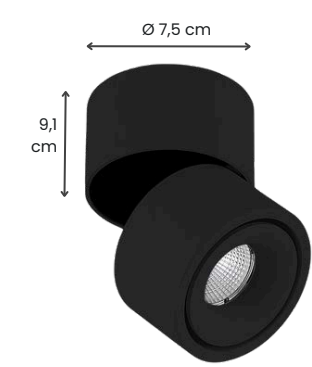
up & down

| Color | Item no. | Power | Light color | Dimmable | Type dimmer | Beam angle | IP class | Safety class | |
|---|----------|-------|-------------|----------|-----------------|------------|----------|--------------|--|
|  | 10001652 | 13.9W | 3.000 K | Yes | external dimmer | 34° | IP20 | I | |
|  | 9928024 | 13.9W | 3.000 K | Yes | external dimmer | 34° | IP20 | I | |

1-flame, swiveling

| Color | Item no. | Power | Light color | Dimmable | Type dimmer | Beam angle | IP class | Safety class | |
|---|----------|-------|-------------|----------|-----------------|------------|----------|--------------|--|
|  | 10001653 | 11.8W | 3.000 K | Yes | external dimmer | 34° | IP20 | I | |
|  | 9928025 | 15.9W | 3.000 K | Yes | external dimmer | 34° | IP20 | I | |

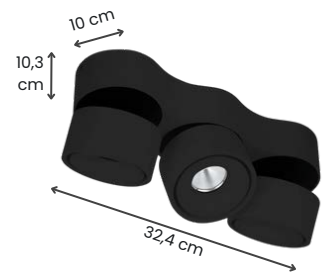





| 1 flame | | | | | | | | | |
|---|----------|-------|-----------|-------------|----------|-----------------|------------|----------|--------------|
| Color | Item no. | Power | Base type | Light color | Dimmable | Type dimmer | Beam angle | IP class | Safety class |
|  | 10025751 | 6.1W | fest | 3.000 K | Yes | external dimmer | 34° | IP20 | I |
|  | 10025752 | 8.9W | fest | 3.000 K | Yes | external dimmer | 34° | IP20 | I |
|  | 10025753 | 17,6W | fest | 3.000 K | Yes | external dimmer | 34° | IP20 | I |
|  | 9928032 | 6.1W | fest | 3.000 K | Yes | external dimmer | 34° | IP20 | I |
|  | 9928034 | 8.9W | fest | 3.000 K | Yes | external dimmer | 34° | IP20 | I |
|  | 9928036 | 17,6W | fest | 3.000 K | Yes | external dimmer | 34° | IP20 | I |



| 2 flames | | | | | | | | | |
|---|----------|---------|-----------|-------------|----------|-----------------|------------|----------|--------------|
| Color | Item no. | Power | Base type | Light color | Dimmable | Type dimmer | Beam angle | IP class | Safety class |
|  | 10025756 | 2x 6,1W | fest | 3.000 K | Yes | external dimmer | 34° | IP20 | I |
|  | 10025757 | 2x 8,9W | fest | 3.000 K | Yes | external dimmer | 34° | IP20 | I |
|  | 9928033 | 2x 6,1W | fest | 3.000 K | Yes | external dimmer | 34° | IP20 | I |
|  | 9928035 | 2x 8,9W | fest | 3.000 K | Yes | external dimmer | 34° | IP20 | I |



| 3 flames | | | | | | | | | |
|---|----------|---------|-----------|-------------|----------|-----------------|------------|----------|--------------|
| Color | Item no. | Power | Base type | Light color | Dimmable | Type dimmer | Beam angle | IP class | Safety class |
|  | 10025758 | 3x 8,9W | fest | 3.000 K | Yes | external dimmer | 34° | IP20 | I |
|  | 10008669 | 8.9W | fest | 3.000 K | Yes | external dimmer | 34° | IP20 | I |



ROTARI LENS

Instead of a shade or diffuser, this Rotari features a glass lens on the underside, which ensures clearly defined contours of the light beam and thus creates effective lighting effects. Additionally, a portion of the light can escape upwards, creating indirect light. The built-in LEDs ensure high efficiency, and the color rendering is also particularly good thanks to the high CRI value.

Color: white (RAL 9003) CRI: >90 **UGR: 16-19** Material: die-cast aluminum



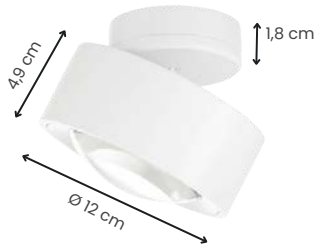
1 flame

| Item no. | Power | Base type | Light color | UGR | Dimmable | Dimmer | Beam angle | IP class | Safety class |
|----------|-------|-----------|-------------|-----|----------|--------|------------|----------|--------------|
| 10008660 | 12.2W | fest | 3.000 K | <16 | Yes | excl. | 58° | IP20 | I |



2 flames, up & down

| Item no. | Power | Base type | Light color | UGR | Dimmable | Dimmer | Beam angle | IP class | Safety class |
|----------|-------|-----------|-------------|-----|----------|--------|------------|----------|--------------|
| 10008663 | 12.2W | fest | 3.000 K | <19 | Yes | excl. | 58° | IP20 | I |



1 flame, swiveling

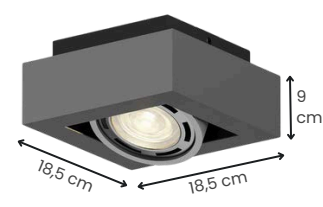
| Item no. | Power | Base type | Light color | UGR | Dimmable | Dimmer | Beam angle | IP class | Safety class |
|----------|-------|-----------|-------------|-----|----------|--------|------------|----------|--------------|
| 10008664 | 12.2W | fest | 3.000 K | <19 | Yes | excl. | 58° | IP20 | I |




ROTARI LENS
Focuses light and projects it clearly
and continuously onto walls,
ceilings and objects.

RONKA

With its bright, pivoting insert and GU10 bulb, Ronka stands out as a functional light source with a wide range of applications. The screwless connection terminal proves particularly advantageous during installation in commercial environments, as the wiring can be installed quickly and securely without the need for tools. This terminal also allows for through-wiring. The surface of the square, frame-shaped luminaire housing is available in a variety of timeless colors.




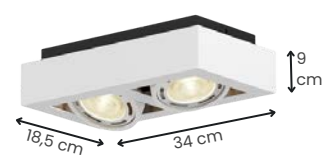
 **R,C**


Color: dark gray/white


Material: aluminium, metal



1 flame


| Color | Item No. | Power | Base type | Dimmable | Dimmer | IP class | Safety class |
|---|----------|-------|-----------|----------|--------|----------|--------------|
|  | 9624447 | 20W | GU10 | Yes | excl. | IP20 | I |





| | | | | | | | |
|---|---------|--------|------|-----|-------|------|---|
|  | 9624448 | 2x 20W | GU10 | Yes | excl. | IP20 | I |
|  | 9624449 | 2x 20W | GU10 | Yes | excl. | IP20 | I |



| | | | | | | | |
|---|---------|----------|------|-----|-------|------|---|
|  | 9624450 | 3x 11,5W | GU10 | Yes | excl. | IP20 | I |
|  | 9624451 | 3x 11,5W | GU10 | Yes | excl. | IP20 | I |




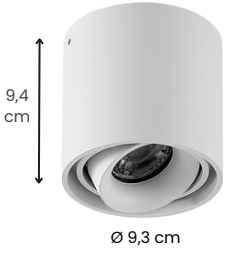
| | | | | | | | |
|---|---------|----------|------|-----|-------|------|---|
|  | 9624452 | 4x 20W | GU10 | Yes | excl. | IP20 | I |
|  | 9624453 | 4x 11,5W | GU10 | Yes | excl. | IP20 | I |





WALZA

The Walza ceiling light impresses with its simple design and subtle color scheme, making it ideal for integration into a variety of interior designs. As a practical downlight, Walza emits its light directly downwards, ensuring the viewer is not dazzled.



Dimm R,C

Material: aluminium

| white | | | | | | | |
|----------|-------|-----------|----------|-------------|----------|--------------|--|
| Item No. | Power | Base type | Dimmable | Type dimmer | IP class | Safety class | |
| 9928026 | 50W | GU10 | Yes | excl. | IP20 | I | |


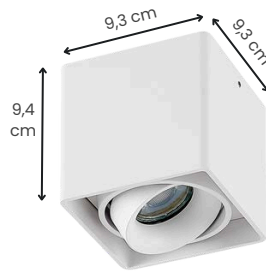
black

| Item No. | Power | Base type | Dimmable | Type dimmer | IP class | Safety class | |
|----------|-------|-----------|----------|-------------|----------|--------------|--|
| 9928027 | 50W | GU10 | Yes | excl. | IP20 | I | |



KUBIKA

The rectangular Kubika surface-mounted ceiling light impresses with its minimalist design and classic color scheme. The housing is made of aluminum and designed for direct downward illumination. The reflectors ensure even and glare-free light distribution.



Dimm R,C

Material: aluminium

| 1 flame | | | | | | | | |
|---------|----------|-------|---------|----------|-------------|----------|--------------|--|
| Color | Item No. | Power | Version | Dimmable | Type dimmer | IP class | Safety class | |
| | 9928028 | 10W | GU10 | Yes | excl. | IP20 | I | |
| | 9928029 | 10W | GU10 | Yes | excl. | IP20 | I | |


2 flames

| Color | Item No. | Power | Version | Dimmable | Type dimmer | IP class | Safety class | |
|-------|----------|--------|---------|----------|-------------|----------|--------------|--|
| | 9928030 | 2x 10W | GU10 | Yes | excl. | IP20 | I | |
| | 9928031 | 2x 10W | GU10 | Yes | excl. | IP20 | I | |







NIEVA

The Nieva downlight boasts a simple design that blends seamlessly into virtually any environment. Its round and compact design makes it ideal for kitchens, hallways, and other spaces. For convenient installation, this downlight features a quick-connect terminal that allows for screwless wiring.





6,5 cm

| G9, Ø 10 cm | | | | | | | | |
|---|----------|--|-----------|---------------------------------|-------------|----------|--------------|--|
| | |  R,C | | Material: aluminum, iron | | | | |
| Color | Item No. | Power | Base type | Dimmable | Type dimmer | IP class | Safety class | |
|  | 9626712 | 8 W | GU9 | Yes | excl. | IP44 | I | |
|  | 9626713 | 8 W | GU9 | Yes | excl. | IP44 | I | |




6,5 cm

| GX53, Ø 10 cm | | | | | | | | |
|---|----------|-------|-----------|----------|-------------|----------|--------------|--|
| Color | Item No. | Power | Base type | Dimmable | Type dimmer | IP class | Safety class | |
|  | 9626716 | 11 W | GX53 | Yes | excl. | IP44 | I | |
|  | 9626717 | 11 W | GX53 | Yes | excl. | IP44 | I | |





OLIVIR

Olivir features a sleek, round aluminum housing that's versatile and versatile. For greater customization in lighting design and aesthetics, the downlight is equipped with two interchangeable reflectors, one black like the housing, and the other with a gold finish for a striking contrast.




10,5 cm

| white, Ø 10.5 cm | | | | | | | |
|------------------|-------|--|----------|----------------------------|----------|--------------|--|
| | |  R,C | | Material: aluminium | | | |
| Item No. | Power | Base type | Dimmable | Type dimmer | IP class | Safety class | |
| 9928039 | 8 W | GU10 | Yes | excl. | IP44 | II | |



10,5 cm

| schwarz, Ø 10,5 cm | | | | | | | |
|--------------------|-------|-----------|----------|-------------|----------|--------------|--|
| Item No. | Power | Base type | Dimmable | Type dimmer | IP class | Safety class | |
| 9928040 | 8 W | GU10 | Yes | excl. | IP44 | II | |



square, 8.3 cm x 8.3 cm

| Color | Item No. | Power | Base type | Dimmable | type dimmer | IP class | Safety class |
|-------|----------|-------|-----------|----------|-------------|----------|--------------|
| | 9620708 | 10 in | GU10 | Yes | excl. | IP20 | I |
| | 9620709 | 10 in | GU10 | Yes | excl. | IP20 | I |

CARSON

The lights in the Carson series are characterized by a simple, functional design and lack decorative details. This allows you to focus on what's essential: bright, centered light. The light bodies are made of black-painted aluminum and house a GU10 bulb of your choice. Traditional halogen bulbs up to 50 watts can be used, but energy-saving LED bulbs are also worth considering, as they significantly reduce power consumption.



Material: aluminium

round, Ø 8 cm

| Color | Item No. | Power | Base type | Dimmable | type dimmer | IP class | Safety class |
|-------|----------|-------|-----------|----------|-------------|----------|--------------|
| | 9620705 | 50 W | GU10 | Yes | excl. | IP20 | I |
| | 9620706 | 50 W | GU10 | Yes | excl. | IP20 | I |



High-quality, screwless quick-release terminal

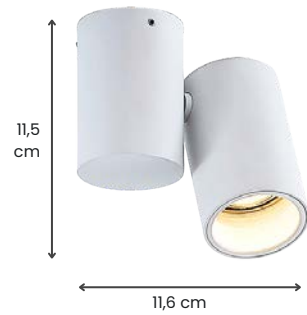


GESINA

The cylindrical spotlights sit next to the equally cylindrical ceiling mount. They are not rigidly attached, however, but instead have a joint and can be pivoted as desired. This has the advantage of allowing the light pattern to be better adapted to the on-site conditions. The light is spot-shaped and targeted, although this also depends on the choice of GU10 lamp and its beam angle.



Material: aluminium, metal



1 flame

| Color | Item No. | Power | Base type | Dimmable | Type dimmer | IP class | Safety class |
|-------|----------|--------|-----------|----------|-------------|----------|--------------|
| | 9624482 | 1x 10W | GU10 | Yes | excl. | IP20 | I |
| | 9624483 | 1x 10W | GU10 | Yes | excl. | IP20 | I |




2 flames

| Color | Item No. | Power | Base type | Dimmable | Type dimmer | IP class | Safety class |
|-------|----------|--------|-----------|----------|-------------|----------|--------------|
| | 9624485 | 2x 10W | GU10 | Yes | excl. | IP20 | I |
| | 9624486 | 2x 10W | GU10 | Yes | excl. | IP20 | I |



Invisible
ceiling mount

thanks to a reduced-
detail design



JOLINA

The Jolina surface-mounted ceiling spotlight combines both aesthetic and functional aspects with its round shape and attractive metallic color scheme. This ceiling spotlight is specifically designed for use in living rooms, dining areas, and hallways, where it sets accents with its modern style. The lighting is designed to bathe the room in a pleasant light, which can change the atmosphere from relaxing to energizing as needed.



Material: aluminium

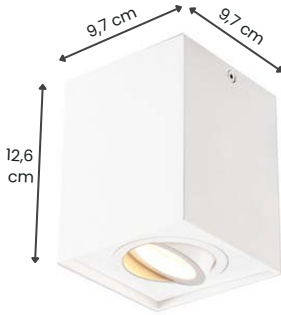
round

| Color | Item No. | Power | Base type | Dimmable | Type dimmer | IP class | Safety class |
|------------------|----------|-------|-----------|----------|-------------|----------|--------------|
| Gunmetal | 10029884 | 10W | GU10 | Yes | excl. | IP20 | I |
| Rosé | 10029883 | 10W | GU10 | Yes | excl. | IP20 | I |
| Gold | 10029882 | 10W | GU10 | Yes | excl. | IP20 | I |
| brushed aluminum | 9620695 | 10W | GU10 | Yes | excl. | IP20 | I |
| anthracite | 9624339 | 10W | GU10 | Yes | excl. | IP20 | I |
| Matte white | 9620694 | 10W | GU10 | Yes | excl. | IP20 | I |




square

| Color | Item No. | Power | Base type | Dimmable | Type dimmer | IP class | Safety class |
|-------|----------|-------|-----------|----------|-------------|----------|--------------|
| White | 9620696 | 10W | GU10 | Yes | excl. | IP20 | I |








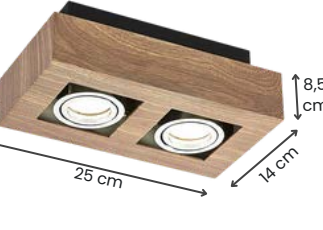
VINCE

With its understated design, the Vince lamp is ideal for a variety of lighting occasions. It features a wide frame and is fitted with GU10 bulbs. All bulb inserts are pivotable for better light direction.









1 flame

| Color | Item No. | Power | Base type | Dimmable | Type dimmer | IP class | Safety class |
|---|----------|-------|-----------|----------|-------------|----------|--------------|
|  | 9626673 | 10W | GU10 | Yes | excl. | IP20 | I |
|  | 9620456 | 10W | GU10 | Yes | excl. | IP20 | I |
|  | 9621706 | 10W | GU10 | Yes | excl. | IP20 | I |
|  | 9620073 | 10W | GU10 | Yes | excl. | IP20 | I |
|  | 9621712 | 10W | GU10 | Yes | excl. | IP20 | I |






2 flames

| Color | Item No. | Power | Base type | Dimmable | Type dimmer | IP class | Safety class |
|---|----------|-------|-----------|----------|-------------|----------|--------------|
|  | 9626674 | 2x 5W | GU10 | Yes | excl. | IP20 | I |
|  | 9620457 | 2x 5W | GU10 | Yes | excl. | IP20 | I |
|  | 9621707 | 2x 5W | GU10 | Yes | excl. | IP20 | I |
|  | 9620074 | 2x 5W | GU10 | Yes | excl. | IP20 | I |
|  | 9621713 | 2x 5W | GU10 | Yes | excl. | IP20 | I |




3 flames



| Color | Item No. | Power | Base type | Dimmable | Type dimmer | IP class | Safety class |
|---|----------|--------|-----------|----------|-------------|----------|--------------|
|  | 9626675 | 3x 10W | GU10 | Yes | excl. | IP20 | I |
|  | 9620458 | 3x 10W | GU10 | Yes | excl. | IP20 | I |
|  | 9620075 | 3x 10W | GU10 | Yes | excl. | IP20 | I |


 **R,C** **Material:** aluminium






4 flames

| Color | Item No. | Power | Base type | Dimmable | Type dimmer | IP class | Safety class |
|---|----------|--------|-----------|----------|-------------|----------|--------------|
|  | 9626677 | 4x 10W | GU10 | Yes | excl. | IP20 | I |
|  | 9620460 | 4x 10W | GU10 | Yes | excl. | IP20 | I |



4 flames, square

| Color | Item No. | Power | Base type | Dimmable | Type dimmer | IP class | Safety class |
|---|----------|--------|-----------|----------|-------------|----------|--------------|
|  | 9620459 | 4x 10W | GU10 | Yes | excl. | IP20 | I |

TOP SERIES INTERIOR LIGHTS



BRINJA




BRINJA

The single-bulb Brinja spotlight perfectly captures the mood. This simple ceiling lamp impresses with its flexibility and harmonious design. Thanks to the two different decorative rings, the interior of the spotlight can be lined in black or gold.

Both the shade and the round bracket are understated in size, instead focusing on targeted lighting. The luminaire can be flexibly tilted by 90° and rotated by 250°, ensuring the light is always directed exactly where it's needed and fits seamlessly with the overall lighting concept. The Brinja spotlight is available in three timeless, understated colors, which, thanks to the lightweight aluminum, emphasize the clarity of this attractive luminaire.



Material: aluminium



| silver | | | | | | |
|----------|-------|-----------|----------|-------------|----------|--------------|
| Item No. | Power | Base type | Dimmable | Type dimmer | IP class | Safety class |
| 9928015 | 8 W | GU10 | Yes | excl. | IP20 | I |



| black | | | | | | |
|----------|-------|-----------|----------|-------------|----------|--------------|
| Item No. | Power | Base type | Dimmable | Type dimmer | IP class | Safety class |
| 9928021 | 8 W | GU10 | Yes | excl. | IP20 | I |



| coffee | | | | | | |
|----------|-------|-----------|----------|-------------|----------|--------------|
| Item No. | Power | Base type | Dimmable | Type dimmer | IP class | Safety class |
| 10021521 | 10 W | GU10 | Yes | excl. | IP20 | I |



BRINJA ROUND

The luminaire is suitable for illuminating hallways, passageways, stairwells, or foyers. Thanks to their flexibility, the small spotlights can be rotated 350° and tilted 90°, allowing specific areas of the room or objects to be highlighted. Both the cylindrically shaped light head and the round ceiling mount are made of aluminum and finished in classic black. This gives the spotlight a striking and modern appearance. Brinja is a beautiful light source for private and commercial use. The spotlight comes with a black and a gold decor.



Material: aluminium



1 flame

| Color | Item No. | Power | Base type | Dimmable | Type dimmer | IP class | Safety class |
|---|----------|-------|-----------|----------|-------------|----------|--------------|
|  | 9928087 | 8W | GU10 | Yes | excl. | IP20 | I |
|  | 9928088 | 8W | GU10 | Yes | excl. | IP20 | I |




2 flames

| Color | Item No. | Power | Base type | Dimmable | Type dimmer | IP class | Safety class |
|---|----------|-------|-----------|----------|-------------|----------|--------------|
|  | 9928089 | 2x 8W | GU10 | Yes | excl. | IP20 | I |
|  | 9928090 | 2x 8W | GU10 | Yes | excl. | IP20 | I |



3 flames

| Color | Item No. | Power | Base type | Dimmable | Type dimmer | IP class | Safety class |
|---|----------|-------|-----------|----------|-------------|----------|--------------|
|  | 9928091 | 3x 8W | GU10 | Yes | excl. | IP20 | I |
|  | 9928092 | 3x 8W | GU10 | Yes | excl. | IP20 | I |




BRINJA SQUARE

Brinja provides ideal lighting conditions – even in large rooms. The spotlights can be individually rotated 350° and tilted 90° to illuminate all four corners of a room as desired.

Thanks to its simple design, the aluminum lamp fits perfectly into any work or living space. The cylindrical spotlights sit on a square bracket that holds them firmly and securely in place.



Material: Aluminium



1 flame

| Color | Item No. | Power | Base type | Dimmable | Type dimmer | IP class | Safety class |
|-------|----------|-------|-----------|----------|-------------|----------|--------------|
| | 9928011 | 8W | GU10 | Yes | excl. | IP20 | I |
| | 9928017 | 8W | GU10 | Yes | excl. | IP20 | I |



2 flames

| Color | Item No. | Power | Base type | Dimmable | Type dimmer | IP class | Safety class |
|-------|----------|-------|-----------|----------|-------------|----------|--------------|
| | 9928012 | 2x 8W | GU10 | Yes | excl. | IP20 | I |
| | 9928018 | 2x 8W | GU10 | Yes | excl. | IP20 | I |
| | 10012201 | 2x 8W | GU10 | Yes | excl. | IP20 | I |




3 flames

| Color | Item No. | Power | Base type | Dimmable | Type dimmer | IP class | Safety class |
|-------|----------|-------|-----------|----------|-------------|----------|--------------|
| | 9928013 | 3x 8W | GU10 | Yes | excl. | IP20 | I |
| | 9928019 | 3x 8W | GU10 | Yes | excl. | IP20 | I |
| | 10013432 | 3x 8W | GU10 | Yes | excl. | IP20 | I |



4 flames

| Color | Item No. | Power | Base type | Dimmable | Type dimmer | IP class | Safety class |
|-------|----------|-------|-----------|----------|-------------|----------|--------------|
| | 10008813 | 4x 8W | GU10 | Yes | excl. | IP20 | I |
| | 10008814 | 4x 8W | GU10 | Yes | excl. | IP20 | I |



4 flames, square

| Color | Item No. | Power | Base type | Dimmable | Type dimmer | IP class | Safety class |
|-------|----------|-------|-----------|----------|-------------|----------|--------------|
| | 9928014 | 4x 8W | GU10 | Yes | excl. | IP20 | I |
| | 9928020 | 4x 8W | GU10 | Yes | excl. | IP20 | I |



BRINJA RIGID

Brinja is a beautiful all-rounder that can adequately illuminate numerous residential and commercial spaces. The use of multiple luminaires from the series is always recommended to ensure good illumination of the entire area. The round, cylindrical luminaire body is made of aluminum and features a matte black finish that embodies a cool and understated elegance. Two interchangeable reflectors are included, one black and one gold, for maximum customization of the light and appearance. The latter creates a particularly warm-toned light emission.

Ø 6 cm

10,5 cm

Ø 6 cm

10,5 cm

Ø 6 cm

Dimmable R,C

Material: aluminium

white

| Item No. | Power | Based type | Dimmable | Type dimmer | IP class | Safety class |
|----------|-------|------------|----------|-------------|----------|--------------|
| 9928037 | 8 W | GU10 | Yes | excl. | IP20 | II |

black

| Item No. | Power | Based type | Dimmable | Type dimmer | IP class | Safety class |
|----------|-------|------------|----------|-------------|----------|--------------|
| 9928038 | 8 W | GU10 | Yes | excl. | IP20 | II |

48

THABO

Ideal for targeted lighting in both commercial and residential areas: The modern Thabo downlight is equipped with high-quality, energy-saving LEDs that emit a warm white light. The rotatable and pivoting light head allows the LED ceiling spotlight to be individually aligned. The Thabo light's beam angle is 36°, making it ideal for decoratively illuminating specific areas. The LEDs are also dimmable, and the light intensity can be individually adjusted.

21,1 cm

Ø 8,5 cm

Dimmable R,C

CRI: 90

Material: aluminum, plastic

12.5 W

| Item No. | Power | LED | Luminous colour | Light output | Dimmable | Type dimmer | IP class | Safety class |
|----------|--------|------|-----------------|--------------|----------|-------------|----------|--------------|
| 9967062 | 12.5 W | fest | 3.000 K | 1400 lm | Yes | excl. | IP44 | II |

21.5 W

| Item No. | Power | LED | Luminous colour | Light output | Dimmable | Type dimmer | IP class | Safety class |
|----------|--------|------|-----------------|--------------|----------|-------------|----------|--------------|
| 9967063 | 21.5 W | fest | 3.000 K | 2040 lm | Yes | excl. | IP44 | II |

49

MABEL

The Mabel spotlight in white is ideal for creating a true highlight. On the one hand, it is visually understated thanks to its slim shape and cool, clean design, while on the other, its light source creates a bright accent in the room. Thanks to its joint, the Mabel spotlight can be tilted after installation and can direct light precisely within the room. The intensity of this illumination can also be adjusted via an external dimmer. The Mabel spotlight is therefore both stylish and practical for all indoor spaces.



Material: aluminium, iron



round, Ø 13 cm, 1 flame

| Color | Item No. | Power | Base type | Dimmable | Type dimmer | IP class | Safety class |
|-------|----------|-------|-----------|----------|-------------|----------|--------------|
| | 9621905 | 20 W | GU10 | Yes | excl. | IP20 | I |



round, Ø 12 cm, 1 flame

| Color | Item No. | Power | Base type | Dimmable | Type dimmer | IP class | Safety class |
|-------|----------|-------|-----------|----------|-------------|----------|--------------|
| | 9621914 | 20 W | GU10 | Yes | excl. | IP20 | I |
| | 9621915 | 20 W | GU10 | Yes | excl. | IP20 | I |




round, Ø 12 cm, 1-light, tiltable

| Color | Item No. | Power | Base type | Dimmable | Type dimmer | IP class | Safety class |
|-------|----------|-------|-----------|----------|-------------|----------|--------------|
| | 9621861 | 20 W | GU10 | Yes | excl. | IP20 | I |

Tilt & swivel

The Mabel spotlight can be tilted even after installation thanks to its joint, allowing it to direct light precisely within the room. The intensity of the illumination can also be adjusted using an external dimmer. The Mabel spotlight is therefore both stylish and practical for all indoor spaces.



square, 1 flame

| Color | Item No. | Power | Base type | Dimmable | Type dimmer | IP class | Safety class |
|-------|----------|-------|-----------|----------|-------------|----------|--------------|
| | 9621917 | 20 W | GU10 | Yes | excl. | IP20 | I |




square, 2 flames

| Color | Item No. | Power | Base type | Dimmable | Type dimmer | IP class | Safety class |
|-------|----------|--------|-----------|----------|-------------|----------|--------------|
| | 9621909 | 2x 20W | GU10 | Yes | excl. | IP20 | I |



EVARO

Evaro is an elegant ceiling spotlight that fits perfectly into modern environments. It features a long ceiling mount with a total of five spotlights. Thanks to their integrated ball joints, these spotlights can be flexibly tilted and swiveled, allowing you to precisely highlight specific objects in the room. The spotlight provides excellent illumination and is particularly suitable for larger rooms or for use in commercial settings.




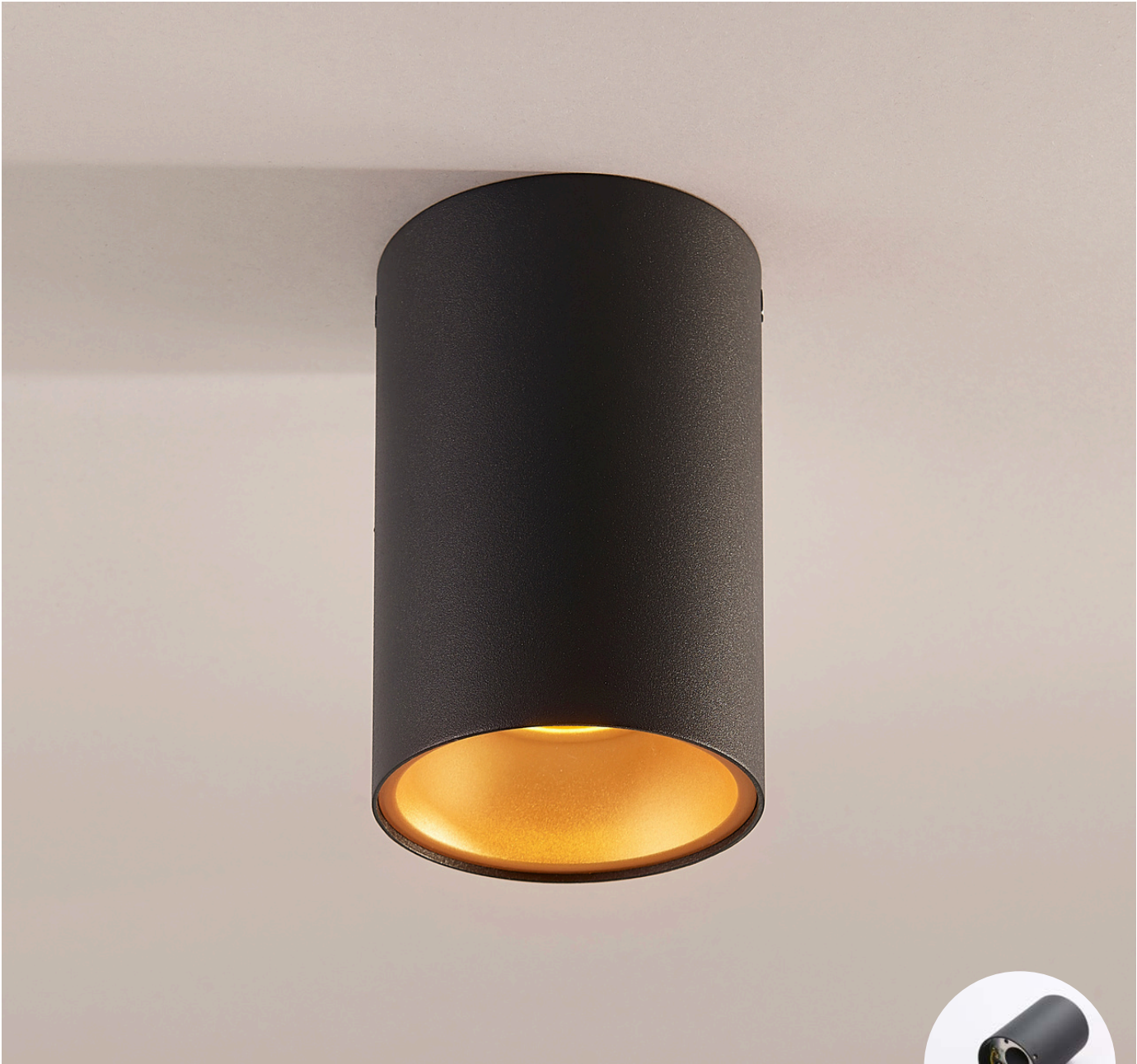

Dimm

R,C

Material: iron, aluminum

5 flames

| Item No. | Power | Base type | Dimmable | Type dimmer | IP class | Safety class |
|----------|-------|-----------|----------|-------------|----------|--------------|
| 9613125 | 5x 8W | GU10 | Yes | excl. | IP20 | I |



VINJA

This aluminum ceiling light captivates with its warm lighting effects. The gold-painted interior of the light casts a warm glow into the room. The light is equipped with a GU10 bulb with a maximum of 10 watts.

For screwless installation, Vinja features a durable, secure, and tool-free spring mechanism.


Color: black, gold

Dimm

R,C

Material: aluminium

14 cm



| Item No. | Power | Base type | Dimmable | Type dimmer | IP class | Safety class |
|----------|-------|-----------|----------|-------------|----------|--------------|
| 9620698 | 10 W | GU10 | Yes | excl. | IP20 | I |

RECESSED LUMINAIRES







ZAMO

Zamo is a simple recessed wall light perfect for illuminating a staircase. It is made of aluminum. Its body disappears into the wall during installation, leaving only a square element on the surface. Zamo can be fitted with appropriate bulbs and offers a free choice of light color. The IP65 protection rating makes the recessed wall light proven to be dust and water jets resistant, allowing it to be used outdoors.

 **CRI:** >80 **Material:** aluminum, polycarbonate




| Glass cover | | | | | | | | | | |
|-------------|---|-------|-------|-------------|--------------|----------|-------------|----------|--------------|--|
| Item No. | Color | Power | LED | Light color | Light output | Dimmable | Type dimmer | IP class | Safety class | |
| 9966181 |  | 4 W | rigid | 3.000 K | 214 lm | Yes | excl. | IP65 | I | |
| 9966182 |  | 4 W | rigid | 3.000 K | 214 lm | Yes | excl. | IP65 | I | |



G9 socket


| Item No. | Color | Power | Base type | Dimmable | Dimmart | IP class | Safety class |
|----------|---|-------|-----------|----------|---------|----------|--------------|
| 9966198 |  | 8 W | G9 | Yes | excl. | IP65 | I |
| 9966200 |  | 8 W | G9 | Yes | excl. | IP65 | I |



| Grid cover | | | | | | | | | | |
|------------|---|-------|-------|-----------------|--------------|----------|-------------|----------|--------------|--|
| Item No. | Color | Power | LED | Luminous colour | Light output | Dimmable | Type dimmer | IP class | Safety class | |
| 9966184 |  | 4 W | rigid | 3.000 K | 214 lm | Yes | excl. | IP65 | I | |

Universaltalent
Zamo is suitable for indoor and outdoor use.





NERU

Neru provides the necessary lighting in hallways or stairwells. The body of the LED recessed light is installed into the wall, leaving only a round, flat element on the surface. The white or black color scheme integrates well with various interior design styles without disrupting them. The built-in LEDs generate warm white light, creating a cozy ambiance. Furthermore, the Neru LED recessed light features a convenient sensor that controls the light using motion.



Sensor **CRI: >90** **Material:** aluminium


round, Ø 7.5 cm

| Color | Item No. | Power | LED | Luminous colour | Light output | Dimmable | Sensor | IP class | Safety class |
|-------|----------|-------|-------|-----------------|--------------|----------|--------|----------|--------------|
| White | 9966201 | 2.3 W | rigid | 3.000 K | 107 lm | no | Yes | IP20 | I |
| Black | 9966203 | 2.3 W | rigid | 3.000 K | 107 lm | no | Yes | IP20 | I |



square, 7.5 x 7.5 cm

| Color | Item No. | Power | LED | Luminous colour | Light output | Dimmable | Sensor | IP class | Safety class |
|-------|----------|-------|-------|-----------------|--------------|----------|--------|----------|--------------|
| White | 9966204 | 2.3 W | rigid | 3.000 K | 107 lm | no | Yes | IP20 | I |
| Black | 9966206 | 2.3 W | rigid | 3.000 K | 107 lm | no | Yes | IP20 | I |



WITH SENSOR
For energy-saving and
safe lighting.

VEXI

Vexi is ideal for illuminating a staircase or hallway. Combining it with other lights from the series creates a harmonious overall effect. Its body is made of aluminum, and its diffuser is made of glass and plastic. Built-in LEDs are located behind this diffuser. A dip switch on the back of the light allows you to change the light color and direct the light downwards. With a CRI of over 90, good color rendering is guaranteed.

CCT **CRI: >90**  **R,C** **Material:** aluminum, plastic, glass

square, 7.5 x 7.5 cm, CCT



| Item No. | Color | Power | LED | Luminous colour | Light output | Dimmable | Type dimmer | IP class | Safety class |
|----------|---|-------|-------|---------------------|--------------|----------|-------------|----------|--------------|
| 9966169 |  | 2.8 W | rigid | 2.700 K ~4.000 K | 190 lm | and | excl. | IP20 | I |
| 9966170 |  | 2.8 W | rigid | 2.700 K ~4.000 K | 190 lm | and | excl. | IP20 | I |
| 9966171 |  | 2.8 W | rigid | 2.700 K ~4.000 K | 190 lm | and | excl. | IP20 | I |




rund, Ø 7,5 cm, CCT



| Item No. | Color | Power | LED | Luminous colour | Light output | Dimmable | Type dimmer | IP class | Safety class |
|----------|---|-------|-------|---------------------|--------------|----------|-------------|----------|--------------|
| 9966172 |  | 2.8 W | rigid | 2.700 K ~4.000 K | 190 lm | Yes | excl. | IP20 | I |
| 9966174 |  | 2.8 W | rigid | 2.700 K ~4.000 K | 190 lm | Yes | excl. | IP20 | I |





square, 7.8 x 7.8 cm, CCT



| Item No. | Color | Power | LED | Luminous colour | Light output | Dimmable | Type dimmer | IP class | Safety class |
|----------|---|-------|------|---------------------|--------------|----------|-------------|----------|--------------|
| 9966175 |  | 2.8 W | fest | 2.700 K -4.000 K | 190 lm | Yes | excl. | IP20 | I |
| 9966176 |  | 2.8 W | fest | 2.700 K -4.000 K | 190 lm | Yes | excl. | IP20 | I |



rund, Ø 7,8 cm, CCT

| Item No. | Color | Power | LED | Luminous colour | Light output | Dimmable | Type dimmer | IP class | Safety class |
|----------|---|-------|-------|---------------------|--------------|----------|-------------|----------|--------------|
| 9966178 |  | 2.8 W | rigid | 2.700 K -4.000 K | 190 lm | Yes | excl. | IP20 | I |





DAVIN

The Davin recessed light is universally applicable thanks to its simple, round shape. Its compact size fits into almost any room and, unlike a bulky wall light, is a space-saving light source. Its body is made of aluminum and comes in a pleasant white or black color. By using a GU10 bulb, the light generates sufficient light, making it a great addition to any hallway, living room, or bedroom.

It can also be used for illuminating commercial spaces. It can be easily combined with other luminaires in its series, but also provides reliable illumination on its own. A screwless terminal block makes connecting the luminaire quick and convenient. No tools are required, thanks to a professional, high-quality plug-in system.



Material: aluminum, iron

Ø 5,6 cm

| Color | Item No. | Power | Base type | Dimmable | Type dimmer | IP class | Safety class |
|-------|----------|-------|-----------|----------|-------------|----------|--------------|
| | 9626694 | 10 in | GU10 | Yes | excl. | IP20 | I |
| | 9626695 | 10 in | GU10 | Yes | excl. | IP20 | I |

Installation depth: 4.5 cm, installation diameter: 6.8 cm





LIRIN

The Lirin LED downlight, featuring a round design and white finish, is the perfect choice for any modern space. With a color temperature of 2,700K, it creates a cozy atmosphere in the living room, home office, or hallway. The integrated LED light source provides energy-saving lighting, making it not only environmentally friendly but also cost-effective. Its IP65 protection rating also makes it ideal for outdoor use.

Sensor

Dimm

R,C

CRI: >80

Material: die-cast aluminum



2700 K, Ø 7.9 cm

| Item No. | Color | Power | LED | Luminous colour | Light output | Dimmable | Type dimmer | IP class | Safety class |
|---|----------|-------|-------|-----------------|--------------|----------|-------------|----------|--------------|
|  | 10017495 | 6 W | rigid | 2.700 K | 880 lm | Yes | excl. | IP65 | II |
|  | 10017496 | 6 W | rigid | 2.700 K | 880 lm | Yes | excl. | IP65 | II |



3000 K, Ø 7.9 cm

| Item No. | Color | Power | LED | Luminous colour | Light output | Dimmable | Type dimmer | IP class | Safety class |
|---|----------|-------|-------|-----------------|--------------|----------|-------------|----------|--------------|
|  | 10017520 | 6 W | rigid | 3.000 K | 930 lm | Yes | excl. | IP65 | II |
|  | 10017521 | 6 W | rigid | 3.000 K | 930 lm | Yes | excl. | IP65 | II |



4000 K, Ø 7.9 cm

| Item No. | Color | Power | LED | Luminous colour | Light output | Dimmable | Type dimmer | IP class | Safety class |
|---|----------|-------|-------|-----------------|--------------|----------|-------------|----------|--------------|
|  | 10017663 | 6 W | rigid | 4.000 K | 950 lm | Yes | excl. | IP65 | II |
|  | 10017664 | 6 W | rigid | 4.000 K | 950 lm | Yes | excl. | IP65 | II |





NIRIA

The lamp's beautiful design offers numerous application and combination possibilities, blending effectively into any interior. The warm white light bathes living areas or business premises in a wonderful atmosphere. The light can be individually dimmed using an external trailing-edge phase dimmer.

This lamp embodies all the qualities and highlights of the Arcchio brand. The light creates a wonderful ambience and beautifully accentuates any interior. The lamp will tastefully complement your interior. This light combines attractive design with outstanding quality.

 **R,C** **CRI: >80** **Material:** die-cast aluminum

black, Ø 8,2 cm



| Item No. | Power | LED | Luminous colour | Light output | Dimmable | Type dimmer | IP class | Safety class |
|----------|-------|-------|-----------------|--------------|----------|-------------|----------|--------------|
| 10017519 | 6 W | rigid | 2.700 K | 880 lm | Yes | excl. | IP23 | II |
| 10017661 | 6 W | rigid | 3.000 K | 930 lm | Yes | excl. | IP23 | II |
| 10017686 | 6 W | rigid | 4.000 K | 950 lm | Yes | excl. | IP23 | II |

white, Ø 8.2 cm



| Item No. | Power | LED | Luminous colour | Light output | Dimmable | Type dimmer | IP class | Safety class |
|----------|-------|-------|-----------------|--------------|----------|-------------|----------|--------------|
| 10017518 | 6 In | rigid | 2.700 K | 880 lm | Yes | excl. | IP23 | II |
| 10017660 | 6 In | rigid | 3.000 K | 930 lm | Yes | excl. | IP23 | II |
| 10017685 | 6 In | rigid | 4.000 K | 950 lm | Yes | excl. | IP23 | II |



MILAINE

Milaine is a versatile LED recessed light with many advantages. The round design with its white surface creates an exceptionally simple appearance and can be used virtually anywhere. It is suitable for use in both commercial and residential settings, and thanks to its IP44 protection rating, this discreet recessed spotlight can also be easily installed in damp rooms.

The light color can be set to one of three levels before installation in the ceiling, thanks to a DIP switch on the housing of the recessed luminaire. With a beam angle of 100°, the light is spread quite widely, allowing Milaine to illuminate even a larger area. Through-wiring is a practical option for connecting multiple luminaires of this type.

Colour: white CCT  R,C CRI: 82 Material: plastic



Ø 10,3 cm

| Item No. | Power | LED | Luminous colour | Light output | Beam angle | Dimmable | Type dimmer | IP class | Safety class |
|----------|-------|-------|-----------------------------------|--------------|------------|----------|-------------|----------|--------------|
| 9649001 | 7.9 W | rigid | 3.000 K, + 4.000 K, 5.700 K | 900 lm | 100° | Yes | excl. | IP65 | II |

Installation depth: 6.5 cm, installation diameter: 9 cm





KATHERINE

Katerin is a very useful LED recessed spotlight capable of emitting light in three different colors. Before installing and embedding it in the ceiling, you have to decide which color to choose. This color can then be controlled via a DIP switch on the housing. The pivoting light body sits centrally in the white housing. It can be tilted up to 25°, allowing you to better control the light output. The light beam escapes at a rather narrow angle of 36°, creating a predominantly focused light that allows you to specifically illuminate individual objects or areas.

With its IP44 protection rating, it can also be used in bathrooms and other damp rooms without any problems, as the light is adequately protected against dirt and moisture. The light's use is not limited to residential spaces; Katerin can also be used as a recessed light in commercial settings. The dimmability of the LEDs proves to be a constant advantage, especially since the spotlight can be controlled using both a leading-edge and trailing-edge phase dimmer.

Colour: white CCT  R,C UGR: <21 CRI: 82 Material: plastic



Ø 10,3 cm

| Item No. | Power | LED | Luminous colour | Light output | Beam angle | Dimmable | Type dimmer | IP class | Safety class |
|----------|-------|-------|---------------------------------|--------------|------------|----------|-------------|----------|--------------|
| 9649002 | 7.9 W | rigid | 3.000 K, 4.000 K, 5.700 K | 900 lm | 36° | Yes | excl. | IP44 | II |

Installation depth: 8 cm
Installation diameter: 9 cm



ELIAR

The Eliar LED downlight is the perfect choice for anyone looking for modern, energy-saving lighting. With its integrated LED light source and IP65 protection rating, it's ideal for use in the living room, hallway, study/office, or even outdoors.

The pivoting design allows for individual adjustment of the light to perfectly illuminate the room. A dimmer is not included, but Eliar can be dimmed by combining it with an external trailing edge dimmer. This LED downlight is a stylish and practical accessory for any room.

CCT  R,C CRI: >90 Material: die-cast aluminum



Ø 8,3 cm




| Color | Item No. | Power | LED | Luminous colour | Light output | Beam angle | Dimmable | Type dimmer | IP class | Safety class |
|---|----------|-------|-------|---------------------------------|--------------|------------|----------|-------------|----------|--------------|
|  | 10017687 | 5 W | rigid | 3.000 K, 4.000 K, 5.700 K | 750 lm | 20° | Yes | excl. | IP65 | II |
|  | 10017688 | 5 W | rigid | 3.000 K, 4.000 K, 5.700 K | 750 lm | 20° | Yes | excl. | IP65 | II |





GU10
LED replaceable



30°
Beam angle

ZYRON

This spotlight offers wonderful light in a matching design. The light can be dimmed to suit your mood using an external dimmer (not included). Thanks to its stunning appearance, the lamp complements your personal interior design concept and remains a beautiful decorative element even when switched off. All the qualities and characteristics of the Arcchio brand are brought together in this light. This lamp combines attractive design with high quality.



Material: die-cast aluminum

Ø 8,2 cm



| Colour | Item No. | Power | Base type | Beam angle | Dimmable | Type dimmer | IP class | Safety class |
|--------|----------|-------|-----------|------------|----------|-------------|----------|--------------|
| White | 10017689 | 10 W | GU10 | 30° | Yes | excl. | IP23 | II |
| Black | 10017690 | 10 W | GU10 | 30° | Yes | excl. | IP23 | II |

Installation depth: 2.35 cm, installation diameter: 6.8 cm



GU10
LED replaceable



SYLVIA

This lamp impresses with its beautiful design, which adapts perfectly to any ambiance. The lamp is IP65 rated, making it dustproof and protected against water jets. It features a GU10 socket. This lamp creates a beautiful atmosphere in any living space and adds a cozy touch to your interior. The lamp is ideal for installation in damp rooms.



Material: die-cast aluminum

Ø 8,2 cm



| Colour | Item No. | Power | Base type | Dimmable | Type dimmer | IP class | Safety class |
|--------|----------|-------|-----------|----------|-------------|----------|--------------|
| White | 10017697 | 10 W | GU10 | Yes | excl. | IP65 | II |
| Black | 10017699 | 10 W | GU10 | Yes | excl. | IP65 | II |

Installation depth: 2.4 cm, installation diameter: 6.8 cm





SOPHIA

Sophia's simple design makes it suitable for a variety of spaces and is a recessed spotlight with a subtle appeal. It features a GU10 socket and a lamp insert that can be swiveled for better light direction. Unobtrusive yet effective lighting for the entire living area.

Material: Metall, Aluminium

square, 9 x 9 cm



| Colour | Item No. | Power | Base type | Dimmable | Type dimmer | IP class | Safety class |
|---|----------|-------|-----------|----------|-------------|----------|--------------|
|  | 9620701 | 10 W | GU10 | Yes | excl. | IP23 | II |
|  | 9624068 | 10 W | GU10 | Yes | excl. | IP20 | II |

Ø 9 cm



| Colour | Item No. | Power | Base type | Dimmable | Type dimmer | IP class | Safety class |
|---|----------|-------|-----------|----------|-------------|----------|--------------|
|  | 9620700 | 10 W | GU10 | Yes | excl. | IP20 | II |
|  | 9624067 | 10 W | GU10 | Yes | excl. | IP20 | II |


Installation depth: 9.5 cm, installation diameter: 8.2 cm




ARYX

The round Aryx LED downlight is the perfect choice for modern interiors. With a color temperature of 2,700K, 3,000K, or 4,000K, it creates a cozy atmosphere in private living areas, work areas, or hallways. The integrated LED light source provides energy-saving light and is particularly durable.

Thanks to its IP65 protection rating, the downlight is also suitable for outdoor use. A dimmer is not included, but dimming is possible via an external trailing-edge phase dimmer.



| | | | | | | | | | |
|--|-------|--------------------|-----------------|------------------------------------|----------|-------------|----------|--------------|--|
|  R,C | | CRI: >80 | | Material: die-cast aluminum | | | | | |
| white, Ø 8.2 cm | | | | | | | | | |
| Item No. | Power | LED | Luminous colour | Light output | Dimmable | Type dimmer | IP class | Safety class | |
| 10017512 | 6 W | rigid | 2.700 K | 880 lm | and | excl. | IP65 | II | |
| 10017656 | 6 W | rigid | 3.000 K | 930 lm | and | excl. | IP65 | II | |
| 10017680 | 6 W | rigid | 4.000 K | 950 lm | and | excl. | IP65 | II | |

Installation depth: 4.5 cm, installation diameter: 6.8 cm




| | | | | | | | | | |
|--|-------|--------------------|-----------------|------------------------------------|----------|-------------|----------|--------------|--|
|  R,C | | CRI: >80 | | Material: die-cast aluminum | | | | | |
| black, Ø 8,2 cm | | | | | | | | | |
| Item No. | Power | LED | Luminous colour | Light output | Dimmable | Type dimmer | IP class | Safety class | |
| 10017513 | 6 ln | rigid | 2.700 K | 880 lm | and | excl. | IP65 | II | |
| 10017657 | 6 ln | rigid | 3.000 K | 930 lm | and | excl. | IP65 | II | |
| 10017682 | 6 ln | rigid | 4.000 K | 950 lm | and | excl. | IP65 | II | |


Installation depth: 4.5 cm, installation diameter: 6.8 cm



JYRA

The Jyra LED downlight, available in a round, black, or white design, is the perfect choice for anyone looking for a modern and energy-efficient lighting solution. With an IP65 protection rating, this downlight is perfect for both indoor and outdoor use. The integrated LED light source provides energy-saving lighting. The downlight is pivotable and can therefore be individually adjusted to optimally illuminate the room. A dimmer is not included, but Jyra can be dimmed using a trailing edge phase dimmer (not included).



| | | | | | | | | | |
|--|-------|--------------------|-----------------|------------------------------------|----------|-------------|----------|--------------|--|
|  R,C | | CRI: >80 | | Material: die-cast aluminum | | | | | |
| white, Ø 8.2 cm | | | | | | | | | |
| Item No. | Power | LED | Luminous colour | Light output | Dimmable | Type dimmer | IP class | Safety class | |
| 10017502 | 6 W | fest | 2.700 K | 880 lm | Yes | excl. | IP65 | II | |
| 10017648 | 6 W | fest | 3.000 K | 930 lm | Yes | excl. | IP65 | II | |
| 10017674 | 6 W | fest | 4.000 K | 950 lm | Yes | excl. | IP65 | II | |




| | | | | | | | | | |
|--|-------|--------------------|-----------------|------------------------------------|----------|-------------|----------|--------------|--|
|  R,C | | CRI: >80 | | Material: die-cast aluminum | | | | | |
| black, Ø 8,2 cm | | | | | | | | | |
| Item No. | Power | LED | Luminous colour | Light output | Dimmable | Type dimmer | IP class | Safety class | |
| 10017503 | 6 W | fest | 2.700 K | 880 lm | Yes | excl. | IP65 | II | |
| 10017649 | 6 W | fest | 3.000 K | 930 lm | Yes | excl. | IP65 | II | |
| 10017682 | 6 W | fest | 4.000 K | 950 lm | Yes | excl. | IP65 | II | |

Installation depth: 4.2 cm, installation diameter: 6.8 cm

ARIAN

Recessed lights are particularly suitable when you want to create a bright, pleasant light, but don't want the light to visually overshadow the room. This also applies to the Arian LED recessed light, which, with its round, understated appearance, fits into many existing styles and perfectly fulfills its purpose: providing bright and even light in an energy-saving way.

With protection class IP44, the recessed luminaire is designed for use in damp rooms, such as bathrooms, but is also recommended for commercial use.

| | | | | | | | | | |
|---|---------------|----------|----------|-------|-----------------------------|--------------|----------|----------|--------------|
|  | Colour: white | | CRI: >80 | | Material: plastic, aluminum | | | | |
| | Execution | Item No. | Power | LED | Luminous colour | Light output | Dimmable | IP class | Safety class |
| | Ø 9,2 cm | 9978008 | 6 W | rigid | 3.000 K | 610 lm | no | IP44 | II |
| | Ø 11,3 cm | 9978009 | 9 W | rigid | 3.000 K | 900 lm | no | IP44 | II |



ZARIK

This light impresses with its stylish design, which effectively adapts to any ambiance. Furthermore, the installation height is significantly reduced to a space-saving 3.05 cm. The light's individually adjustable light beam optimally illuminates any room. The dimming function allows for brightness adjustment with an external trailing-edge phase dimmer (not included).

CRI: >80

Material: die-cast aluminum

white, Ø 8.2 cm

| Item No. | Power | LED | Luminous colour | Light output | Beam angle | Dimmable | Dimmart | IP class | Safety class |
|----------|-------|-------|-----------------|--------------|------------|----------|---------|----------|--------------|
| 10017435 | 6 W | rigid | 2.700 K | 880 lm | 30° | Yes | excl. | IP23 | II |
| 10017456 | 6 W | rigid | 3.000 K | 930 lm | 30° | Yes | excl. | IP23 | II |
| 10017480 | 6 W | rigid | 4.000 K | 950 lm | 30° | Yes | excl. | IP23 | II |

black, Ø 8,2 cm

| Item No. | Power | LED | Luminous colour | Light output | Beam angle | Dimmable | Dimmart | IP class | Safety class |
|----------|-------|-------|-----------------|--------------|------------|----------|---------|----------|--------------|
| 10017436 | 6 W | rigid | 2.700 K | 880 lm | 30° | Yes | excl. | IP23 | II |
| 10017457 | 6 W | rigid | 3.000 K | 930 lm | 30° | Yes | excl. | IP23 | II |
| 10017481 | 6 W | rigid | 4.000 K | 950 lm | 30° | Yes | excl. | IP23 | II |


Installation depth: 3.05 cm, installation diameter: 6.8 cm

RECESSED LUMINAIRES

QUENTIN

Thanks to its integrated LED technology, Quentin is a recessed light characterized by low power consumption. The LEDs also boast a long service life.

The housing of the LED recessed light is sleek white, making Quentin extremely versatile. The beam angle is 36°, and the inner insert is flexibly integrated into the housing, allowing it to be pivoted, allowing the light to be directed at an angle of 30°.



Dimm

R,C

CRI: >80

Material: plastic

| Item No. | Power | LED | Luminous colour | Light output | Beam angle | Dimmable | Type dimmer | IP class | Safety class |
|----------|-------|-------|-----------------|--------------|------------|----------|-------------|----------|--------------|
| 9978038 | 6 W | rigid | 3.000 K | 550 lm | 36° | Yes | excl. | IP20 | II |

Installation depth: 6 cm

Installation diameter: 8.5 cm



UNDER-CABINET LIGHTS






NORTRA

Nortra impresses with its modern design, making it a perfect fit for contemporary interiors that desire a certain purity. The under-cabinet light's body is made of rectangular aluminum and features a white display panel above the LED bulbs, allowing for a softer light distribution.

One of the three lights features a touch switch that allows the lights to be turned on and off, as well as dimmed. This increases the lighting comfort, and the light is ideal for installation under wall cabinets in the kitchen and bathroom, or under shelves. The under-cabinet light, with its LEDs, provides a warm white light and reliably illuminates countertops in the kitchen or other rooms with bright and efficient light.

Colour: silver **Material:** aluminium



| Set of 3 | | | | | | | | |
|----------|--------|------|-----------------|--------------|----------|-------------|----------|--------------|
| Item No. | Power | LED | Luminous colour | Light output | Dimmable | Type dimmer | IP class | Safety class |
| 9934043 | 3x 5 W | fest | 4.000 K | 870 lm | Yes | touch | IP20 | II |

Length of supply cable 200 cm; length of intermediate cable 180 cm





OVANO

The Ovano LED under-cabinet light features a black design. Its aluminum housing provides an elegant color contrast with the white plastic lampshade. This allows the warm white light of the built-in LEDs to radiate pleasantly and evenly into the surroundings. Ovano is a practical light source that can be mounted above a countertop, for example, in the kitchen. It also features two integrated sockets that can power additional devices if needed.



Colour: black **CRI:** >80 **Material:** aluminum, polycarbonate



| Item No. | Power | LED | Luminous colour | Light output | Dimmable | IP class | Safety class |
|----------|--------|-------|-----------------|--------------|----------|----------|--------------|
| 9934100 | 12.4 W | rigid | 3.000 K | 710 lm | no | IP20 | II |

Supply line 50 cm



MITARI

The rectangular Mitari LED under-cabinet light is ideal for installation above kitchen countertops or under wall cabinets. The light features energy-saving LEDs with a warm white light color, providing pleasant illumination and a suitable ambiance. In addition to the practical on/off button, it also features an integrated power outlet, making everyday work easier.



Colour: black **CRI:** >80 **Material:** aluminum, polycarbonate



| Item No. | Performance | LED | Luminous color | Light output | Dimmable | IP class | Safety class |
|----------|-------------|------|----------------|--------------|----------|----------|--------------|
| 9934085 | 9.6 W | fest | 3.000 K | 650 lm | no | IP20 | I |

Supply line 50 cm

CEILING LUMINAIRES

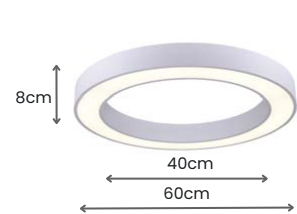


SHARELYN

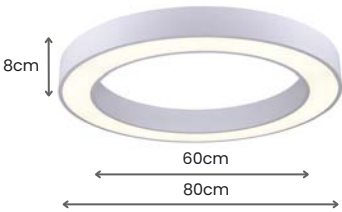
Sharelyn is a ceiling light that is both simple and modern. Its housing is completely white, and a diffuser made of robust polypropylene covers the LED bulbs located inside the ring, providing particularly uniform, glare-free illumination in the room.

The LEDs are characterized by high efficiency and exceptionally high luminosity, making them particularly suitable for use in commercial environments. Depending on the intended use, the light color can be adjusted via a DIP switch before installation, producing either warm white or cool white light.

| | | | | |
|--|---|-----------------|----------------------|------------------------------------|
|  R,L,C |  | CRI: >80 | Colour: white | Material: aluminum, plastic |
|--|---|-----------------|----------------------|------------------------------------|



| Ø 60 cm | | | | | | | | |
|----------|--------|--------------------|--------------|----------|-------------|----------|--------------|--|
| Item No. | Power | Luminous colour | Light output | Dimmable | Type dimmer | IP class | Safety class | |
| 9939001 | 46.8 W | 3.000 K 4.000 K | 3700 lm | Yes | extern | IP20 | I | |



| Ø 80 cm | | | | | | | | |
|----------|--------|--------------------|--------------|----------|-------------|----------|--------------|--|
| Item No. | Power | Luminous colour | Light output | Dimmable | Type dimmer | IP class | Safety class | |
| 9939002 | 75.6 W | 3.000 K 4.000 K | 5200 lm | Yes | extern | IP20 | I | |





Also available as a
pendant light p. 125



VANIDA

Vanida impresses with its black aluminum frame, which gives the LED ceiling light a modern appearance and a cool elegance. The diffuser, on the other hand, is made of white acrylic and gives Vanida an even light with a particularly homely effect.

This high-quality LED ceiling light shines with bright light, making it equally suitable for kitchens, hallways, home offices, and living areas. It consistently scores highly with its high efficiency and emits light primarily downwards, but also slightly upwards, creating a particularly natural lighting effect and ensuring beautiful all-round illumination.



CRI: >80

Material: aluminum, acrylic

Ø 40 cm



| Color | Item No. | Power | Luminous colour | Light output | Dimmable | Type dimmer | IP class | Safety class |
|-------|----------|--------------|-----------------|--------------|----------|-------------|----------|--------------|
| White | 9939026 | 29.5W + 5.5W | 3.000 K | 5852 lm | and | excl. | IP20 | I |
| Black | 9939027 | 29.5W + 5.5W | 3.000 K | 5852 lm | and | excl. | IP20 | I |

Ø 60 cm



| Color | Item No. | Power | Luminous colour | Light output | Dimmable | Type dimmer | IP class | Safety class |
|-------|----------|--------------|-----------------|--------------|----------|-------------|----------|--------------|
| Black | 9939029 | 29.5W + 5.5W | 3.000 K | 5852 lm | and | excl. | IP20 | I |
| White | 9939028 | 57 W + 9 ln | 3.000 K | 10978 lm | and | excl. | IP20 | I |



ALEKSI

Its round design is made of black iron and white plastic. Its built-in LEDs offer controllable light colors (3,000 K and 4,000 K) using a toggle switch located inside the lamp. This practical feature allows it to always provide the right light and create the perfect ambiance. With its elegant appearance, Aleksi integrates effortlessly into modern interiors, and its calm color scheme blends in well with the rest of the furniture without overshadowing it.



Also available as a pendant light p. 221

Color: sand black, white  **R,L,C**  **CRI:** >80 **Material:** iron, plastic

Ø 45 cm

| Item No. | Power | Luminous colour | Light output | Dimmable | Type dimmer | IP class | Safety class |
|----------|-------|---------------------|--------------|----------|-------------|----------|--------------|
| 9939037 | 27 W | 3.000 K ~4.000 K | 1950 lm | Yes | excl. | IP20 | I |

Ø 60 cm

| Item No. | Power | Luminous colour | Light output | Dimmable | Type dimmer | IP class | Safety class |
|----------|-------|---------------------|--------------|----------|-------------|----------|--------------|
| 9939038 | 38 W | 3.000 K ~4.000 K | 3366 | Yes | excl. | IP20 | I |






NOABELLE

Noabelle is one of those simple yet powerful light sources that can be used in both residential and commercial settings. The ceiling light is powered by LEDs, whose light color can be selected using a DIP switch before final installation, allowing the light to shine in either warm white or cool white.

The cylindrical bezel is made of metal with a matte black finish, while the plastic diffuser on the bottom is white, ensuring the most even illumination possible. The LEDs are dimmable, and their brightness can be adjusted externally as needed.

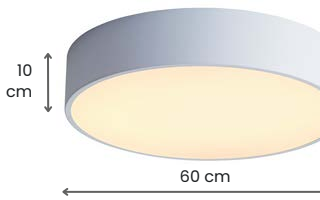
| | | | |
|--|---|--------------------|---------------------------------|
|  R,L,C |  | CRI: >80 | Material: metal, acrylic |
|--|---|--------------------|---------------------------------|


Ø 40 cm



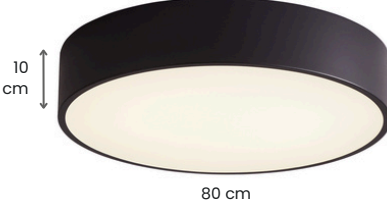
| Color | Item No. | Power | Luminous colour | Light output | Dimmable | Type dimmer | IP class | Safety class |
|---|----------|-------|--------------------|--------------|----------|-------------|----------|--------------|
|  | 9939005 | 27 W | 3.000 K 4.000 K | 2000 lm | Yes | extern | IP20 | I |
|  | 9939006 | 27 W | 3.000 K 4.000 K | 2000 lm | Yes | extern | IP20 | I |

Ø 60 cm



| Color | Item No. | Power | Luminous colour | Light output | Dimmable | Type dimmer | IP class | Safety class |
|---|----------|-------|--------------------|--------------|----------|-------------|----------|--------------|
|  | 9939007 | 27 W | 3.000 K 4.000 K | 2200 lm | Yes | extern | IP20 | I |
|  | 9939008 | 27 W | 3.000 K 4.000 K | 2200 lm | Yes | extern | IP20 | I |

Ø 80 cm



| Color | Item No. | Power | Luminous colour | Light output | Dimmable | Type dimmer | IP class | Safety class |
|---|----------|--------|--------------------|--------------|----------|-------------|----------|--------------|
|  | 9939009 | 76.6 W | 3.000 K 4.000 K | 5600 lm | Yes | extern | IP20 | I |
|  | 99390010 | 76.6 W | 3.000 K 4.000 K | 5600 lm | Yes | extern | IP20 | I |



Also available as
a pendant light

S. 115





VIVY

Vivy can certainly be considered a reinterpretation of a classic kitchen lamp, thanks primarily to its round shape and ring-shaped light distribution. However, compared to previous lights, the ceiling light is particularly efficient, producing bright light despite its relatively low power consumption. These are advantages that are always welcome in both private and commercial settings. The design, with its round shape and white surface, appears simple and modern – an attractive LED ceiling light for many purposes!

Colour: white  **R,L,C** **CRI:** >80 **Material:** metal, acrylic

Ø 38 cm

| Item No. | Power | LED | Luminous color | Light output | Dimmable | Type dimmer | IP class | Safety class |
|----------|-------|-------|----------------|--------------|----------|-------------|----------|--------------|
| 9939017 | 27 W | rigid | 3.000 K | 2250 lm | Yes | excl. | IP20 | I |

Ø 58 cm

| Item No. | Power | LED | Luminous color | Light output | Dimmable | Type dimmer | IP class | Safety class |
|----------|--------|-------|----------------|--------------|----------|-------------|----------|--------------|
| 9939018 | 46.8 W | rigid | 3.000 K | 4000 lm | Yes | excl. | IP20 | I |





CAYLA

Cayla is a ceiling lamp featuring the ever-popular cage look, reminiscent of a cube. There's no traditional shade per se; instead, the matte black frame forms a frame of narrow slats. This provides a clear view of the E27 bulb, which should therefore have a stylish, matching appearance.

Therefore, we clearly recommend energy-saving LED bulbs with a filament optic, which perfectly combine a modern look with a classic appearance. Globe bulbs in the G80 design with a larger diameter also fit perfectly with the overall design of the ceiling light, which embodies an appealing vintage style.



Colour: black Dimm R,C **Material:** aluminium

| Item No. | Power | Bese type | Dimmable | Type dimmer | IP class | Safety class |
|----------|-------|-----------|----------|-------------|----------|--------------|
| 9928055 | 15 W | E27 | Yes | excl. | IP20 | II |



PENDANT LUMINAIRES






FRANK


Franka impresses with its exquisite appearance, not least thanks to its slim, tall aluminum lampshades, which blend perfectly with modern interiors and, with their black finish, exude a special elegance. The light is emitted downwards, and with a beam angle of 24°, the light per shade is more of a spot. The housing is highly impact-resistant and robust, as indicated by the IK08 impact resistance rating. The warm white light of the efficient LEDs, which shine brightly, underscores the coziness of the pendant luminaire and its suitability for illuminating corresponding spaces.

Colour: black **CRI:** >80 **Material:** aluminium



Round ceiling mount

| Item No. | Execution | Power | LED | Luminous colour | Light output | Dimmable | IP class | Safety class |
|----------|-----------|--------|-------|-----------------|--------------|----------|----------|--------------|
| 9967051 | 1 flame | 4 W | rigid | 2.700 K | 500 lm | no | IP20 | I |
| 9967054 | 3 flames | 3x 4 W | rigid | 2.700 K | 1.350 lm | no | IP20 | I |



Square ceiling mount

| Item No. | Execution | Power | LED | Luminous colour | Light output | Dimmable | IP class | Safety class |
|----------|-----------|--------|-------|-----------------|--------------|----------|----------|--------------|
| 9967052 | 2 flames | 2x4W | rigid | 2.700 K | 950 lm | no | IP20 | I |
| 9967053 | 3 flames | 3x 4 W | rigid | 2.700 K | 1.350 lm | no | IP20 | I |



VIVY

This simple ring light is equipped with modern LED technology, which is energy-efficient and long-lasting. The ring-shaped design of the LED pendant light, combined with the white surface and the three wire suspension cables, creates a very light and appealing effect, making Vivy a particularly stylish light source with a certain something in modern interiors.

Colour: white



CRI: >80

Material: metal, acrylic



22 cm

250 cm



Ø 38 cm

| Item No. | Power | LED | Luminous colour | Light output | Dimmable | Type dimmer | IP class | Safety class |
|----------|-------|-------|-----------------|--------------|----------|-------------|----------|--------------|
| 9939019 | 27 W | rigid | 3.000 K | 2250 lm | Yes | excl. | IP20 | I |

Ø 58 cm

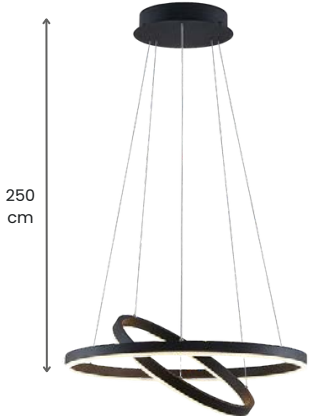


| Item No. | Power | LED | Luminous colour | Light output | Dimmable | Type dimmer | IP class | Safety class |
|----------|--------|-------|-----------------|--------------|----------|-------------|----------|--------------|
| 9939020 | 46.8 W | rigid | 3.000 K | 4100 lm | Yes | excl. | IP20 | I |


Compact installation



ALBIONA

Albiona is an LED pendant lamp that's ideal for illuminating a conference room, boasting exceptional craftsmanship and luminosity. The lamp is capable of illuminating a conference room with adequate brightness and warm white light. The aluminum rings, arranged at an angle, are reminiscent of planetary orbits in space. The design is simple and minimalist, yet maintains a suitable presence in the room and is associated with a stylish light source with a modern expression.



 R,L,C

CRI: >80

Material: metal, acryl

1 Ring, black

| Execution | Item No. | Power | LED | Luminous colour | Light output | Dimmable | Type dimmer | IP class | Safety class |
|-----------|----------|--------|-------|-----------------|--------------|----------|-------------|----------|--------------|
| Ø 40 cm | 9939021 | 27 W | rigid | 3.000 K | 1300 lm | Yes | excl. | IP20 | I |
| Ø 60 cm | 9939022 | 37.8 W | rigid | 3.000 K | 2000 lm | Yes | excl. | IP20 | I |
| Ø 80 cm | 9939023 | 46.8 W | rigid | 3.000 K | 2300 lm | Yes | excl. | IP20 | I |

1 ring, white

| Execution | Item No. | Power | LED | Luminous colour | Light output | Dimmable | Type dimmer | IP class | Safety class |
|-----------|----------|--------|-------|-----------------|--------------|----------|-------------|----------|--------------|
| Ø 40 cm | 9939060 | 27 In | rigid | 3.000 K | 1300 lm | Yes | excl. | IP20 | I |
| Ø 60 cm | 9939061 | 37.8 W | rigid | 3.000 K | 3200 lm | Yes | excl. | IP20 | I |
| Ø 80 cm | 9939062 | 46.8 W | rigid | 3.000 K | 4000 lm | Yes | excl. | IP20 | I |

2 rings, Ø 60 cm, black

| Execution | Item No. | Power | LED | Luminous colour | Light output | Dimmable | Type dimmer | IP class | Safety class |
|-----------|----------|--------|-------|-----------------|--------------|----------|-------------|----------|--------------|
| 2 Rings | 9939024 | 64.8 W | rigid | 3.000 K | 3000 lm | Yes | excl. | IP20 | I |

3 rings, Ø 80 cm, black

| Execution | Item No. | Power | LED | Luminous colour | Light output | Dimmable | Type dimmer | IP class | Safety class |
|-----------|----------|---------|-------|-----------------|--------------|----------|-------------|----------|--------------|
| 3 Rings | 9939025 | 111.6 W | rigid | 3.000 K | 5500 lm | Yes | excl. | IP20 | I |



COSMINA

With its contrasting gold and black shades, Cosmina creates a homely atmosphere with warm light reflections. The multi-bulb design provides good, bright illumination of the table surface, while the surrounding area is minimally glare, as the metal shades with their opening at the bottom direct the light downwards in a concentrated manner. The matte black shade underscores the modern effect and lends Cosmina an air of cool elegance.

Colour: black, gold **Dimm** R,C **CRI:** >80 **Material:** steel



| 1 flame | | | | | | |
|----------|-------|-----------|----------|-------------|----------|--------------|
| Item No. | Power | Base type | Dimmable | Type dimmer | IP class | Safety class |
| 9626167 | 15 W | E27 | Yes | excl. | IP20 | I |

| 3 flames | | | | | | |
|----------|---------|-----------|----------|-------------|----------|--------------|
| Item No. | Power | Base type | Dimmable | Type dimmer | IP class | Safety class |
| 9626175 | 3x 15 W | E27 | Yes | excl. | IP20 | I |

| 4 flames | | | | | | |
|----------|---------|-----------|----------|-------------|----------|--------------|
| Item No. | Power | Base type | Dimmable | Type dimmer | IP class | Safety class |
| 9626179 | 4x 15 W | E27 | Yes | excl. | IP20 | I |

NOABELLE

Noabelle is a simple light source with a modern, minimalist appeal. The pendant light consists of a cylindrical metal shade and a white acrylic cover underneath. This acts as a diffuser, allowing for a particularly even light. If you can't decide on a specific purpose in advance, it's a great advantage that you can adjust the light color during installation using a DIP switch. Warm white light emphasizes the coziness of the room, while a color temperature in the cool white range is better suited for concentrated work. The suspension is delicately designed and consists of barely visible wire cables for a particularly light, floating effect. Thanks to the LEDs, bright light is guaranteed with relatively low power consumption, as the light is highly efficient.

Dimm

R,L,C

W

C


CRI: >80

Material: metal, acrylic

14 cm

250 cm

10 cm




Ø 40 cm

| Colour | Item No. | Power | Luminous color | Light output | Dimmable | Type dimmer | IP class | Safety class |
|---|----------|-------|--------------------|--------------|----------|-------------|----------|--------------|
|  | 9939011 | 27 W | 3.000 K 4.000 K | 2000 lm | Yes | excl. | IP20 | I |
|  | 9939012 | 27 W | 3.000 K 4.000 K | 2200 lm | Yes | excl. | IP20 | I |

250 cm

10 cm




Ø 60 cm

| Colour | Item No. | Power | Luminous color | Light output | Dimmable | Type dimmer | IP class | Safety class |
|---|----------|--------|--------------------|--------------|----------|-------------|----------|--------------|
|  | 9939014 | 46.8 W | 3.000 K 4.000 K | 3750 lm | Yes | excl. | IP20 | I |


27 cm

250 cm

10 cm



Ø 80 cm

| Colour | Item No. | Power | Luminous color | Light output | Dimmable | Type dimmer | IP class | Safety class |
|---|----------|--------|--------------------|--------------|----------|-------------|----------|--------------|
|  | 9939015 | 75.6 W | 3.000 K 4.000 K | 5600 lm | Yes | excl. | IP20 | I |
|  | 9939016 | 75.6 W | 3.000 K 4.000 K | 13110 lm | Yes | excl. | IP20 | I |

114

115



EJONA

Ejona is a perfect fit for a wide range of modern interiors, and its use is far from limited to private spaces; the pendant lamp can also be used in commercial settings. For example, the sales areas of attractive boutiques are ideal spaces where Ejona can be used to great effect.

If necessary, the inner reflector can be replaced. In addition to the black insert, a ring in an attractive gold tone is included, which not only creates an effective color contrast but also warms and enhances the light pattern. The right lamp can be individually selected, as numerous light sources are now available for the GU10 socket, especially those with energy-saving, long-lasting LED technology. You can also choose from different beam angles, allowing the light to shine either more spot-like or more widely into the room.

Dimm R,C CRI: >80 Material: aluminium

150 cm

| 15 cm | | | | | | | |
|--------|----------|-------|-----------|----------|-------------|----------|--------------|
| Colour | Item No. | Power | Base type | Dimmable | Type dimmer | IP class | Safety class |
| | 9928045 | 8 W | GU10 | Yes | excl. | IP20 | I |
| | 9928046 | 8 W | GU10 | Yes | excl. | IP20 | I |

| 27 cm | | | | | | | |
|--------|----------|-------|-----------|----------|-------------|----------|--------------|
| Colour | Item No. | Power | Base type | Dimmable | Type dimmer | IP class | Safety class |
| | 9928047 | 8 W | GU10 | Yes | excl. | IP20 | I |
| | 9928048 | 8 W | GU10 | Yes | excl. | IP20 | I |

| 35 cm | | | | | | | |
|--------|----------|-------|-----------|----------|-------------|----------|--------------|
| Colour | Item No. | Power | Base type | Dimmable | Type dimmer | IP class | Safety class |
| | 9928049 | 8 W | GU10 | Yes | excl. | IP20 | I |
| | 9928050 | 8 W | GU10 | Yes | excl. | IP20 | I |







LUNUS

The modern Lunus pendant light captivates with its drop-shaped lampshade. The exterior is matte black, while the interior shines in gold. The two colors complement each other to create a harmonious overall look. Thanks to the black exterior, Lunus can be integrated into many environments. The gold gives the light a certain something, yet it is not intrusive. The light reflects the gold, giving the light a warm golden tone. This creates a pleasant and cozy atmosphere. Lunus can easily be installed in a modern living room or above a table.






|  R,C | | Color: black, gold | | Material: iron | | |
|--|-------|---------------------------|----------|-----------------------|----------|--------------|
| Item No. | Power | Base type | Dimmable | Type dimmer | IP class | Safety class |
| 9626501 | 60 W | E27 | Yes | excl. | IP20 | I |



KAMMERON

Kammeron is an LED pendant light that fits perfectly into a modern home. The lamp's puristic design makes it a trendy interior design element. The light consists of a narrow ceiling mount to which four suspensions are attached. Each suspension holds a light bulb.





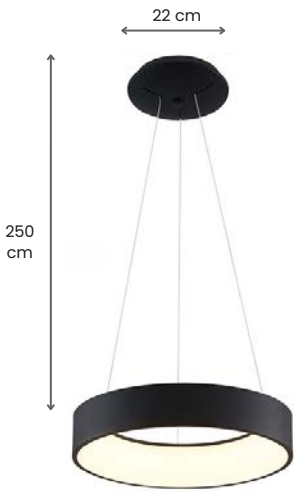
| Colour: black | | CRI: >80 | | Material: iron | | |
|----------------------|----------|-----------------|--------------|-----------------------|----------|--------------|
| Item No. | Power | Luminous colour | Light output | Dimmable | IP class | Safety class |
| 9626503 | 4x 4,5 W | 3.000 K | 830 lm | no | IP20 | I |



ALEKSI

Its round design is made of black iron and white plastic. Its built-in LEDs offer controllable light colors (3,000 K and 4,000 K) using a toggle switch located inside the lamp. This practical feature allows it to always provide the right light and create the perfect ambiance. With its elegant appearance, the Aleksi pendant light integrates effortlessly into modern interiors, and its calm color scheme blends in well with the rest of the furniture without overshadowing it.

Colour: sand black, white  **CRI:** >80 **Material:** iron, plastic



| Ø 45 cm | | | | | | | |
|----------|-------|---------------------|--------------|----------|-------------|----------|--------------|
| Item No. | Power | Luminous colour | Light output | Dimmable | type dimmer | IP class | Safety class |
| 9939041 | 27 W | 3.000 K -4.000 K | 1350 lm | Yes | excl. | IP20 | I |

| Ø 60 cm | | | | | | | |
|----------|-------|---------------------|--------------|----------|-------------|----------|--------------|
| Item No. | Power | Luminous colour | Light output | Dimmable | type dimmer | IP class | Safety class |
| 9939042 | 38 W | 3.000 K -4.000 K | 1890 lm | Yes | excl. | IP20 | I |

TADEJ

Tadej is a light source that immediately impresses with its modern overall effect and can be beautifully integrated into design-oriented, purist interiors. The shades are funnel-shaped, widening towards the bottom and impressing with a color combination of black outer finish and white interior. The metal serves as a beautiful reflector, and the light is beamed onto the table or countertop surface intended to be illuminated by the pendant lamp.

Since the E27 socket is a universal lamp holder, there are countless different bulbs available today. For example, not only energy-saving LED technology is conceivable, but also bulbs with a particularly warm white light color that can imitate the charm of real candlelight are attractive alternatives for home lighting.

Colour: black

Dimm

R,C

CRI: >80

Material: steel



| 1 flame | | | | | | |
|----------|-------|-----------|----------|-------------|----------|--------------|
| Item No. | Power | Base type | Dimmable | Type dimmer | IP class | Safety class |
| 9626i30 | 40 W | E27 | Yes | excl. | IP20 | I |


| 4 flames | | | | | | |
|----------|---------|-----------|----------|-------------|----------|--------------|
| Item No. | Power | Base type | Dimmable | Type dimmer | IP class | Safety class |
| 9626i33 | 4x 40 W | E27 | Yes | excl. | IP20 | I |




SHARELYN


Sharelyn is a pendant lamp characterized by its relatively large dimensions, making it ideal for commercial use. The LEDs' luminosity is particularly high, providing bright light with relatively low energy consumption. Before installation, the light color can be adjusted using a DIP switch, allowing you to choose between warm white or cool white light depending on the application.





Color: white

 **R,L,C**



CRI: >80

Material: aluminum, plastic

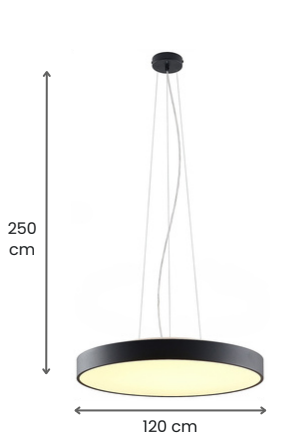
| Item No. | Power | Luminous colour | Light output | Dimmable | Type dimmer | IP class | Safety class |
|----------|--------|-----------------|--------------|----------|-------------|----------|--------------|
| 9939004 | 75.6 W | 3.000 K-4.000 K | 3450 lm | and | excl. | IP20 | I |




VANIDA

The frame of the Vanida pendant lamp, like the ceiling mount, is made of black-tinted aluminum, creating an expression of cool elegance. The shade is complemented by a white acrylic diffuser plate, which spreads the light softer and more evenly, enhancing the homely feel of this lamp. A small portion of the light also escapes upwards, creating an all-round glow throughout the room. Thanks to LED technology, the pendant lamp provides bright light with comparatively low power consumption. The steel cable suspension completes the modern look and lends Vanida a pleasant sense of lightness.







Colour: black, white

 **R,L,C**

CRI: >80

Material: aluminum, acrylic

| Colour | Item No. | Power | Luminous colour | Light output | Dimmable | Type dimmer | IP class | Safety class |
|---|----------|-----------|-----------------|--------------|----------|-------------|----------|--------------|
|  | 9939032 | 57W + 9 W | 3.000 K | 10978 lm | Yes | excl. | IP20 | I |
|  | 9939033 | 57W + 9 W | 3.000 K | 10978 lm | Yes | excl. | IP20 | I |

ROTARI

Rotari impresses with its unique lighting effect. Instead of a shade or diffuser, a glass lens is used above the LED bulb, which focuses the light so that it enters the room with clear contours, creating special effects. The LEDs in the pendant light are also efficient and energy-saving, and with a high CRI value of over 90, they offer excellent color rendering.

The shape and dimensions of the shade appear rather compact, and the white finish blends well into numerous environments. Multiple lamps can be placed close together to illuminate a counter or table, for example. The light is concentrated downwards, and an external dimmer can be used to adjust the brightness if necessary.

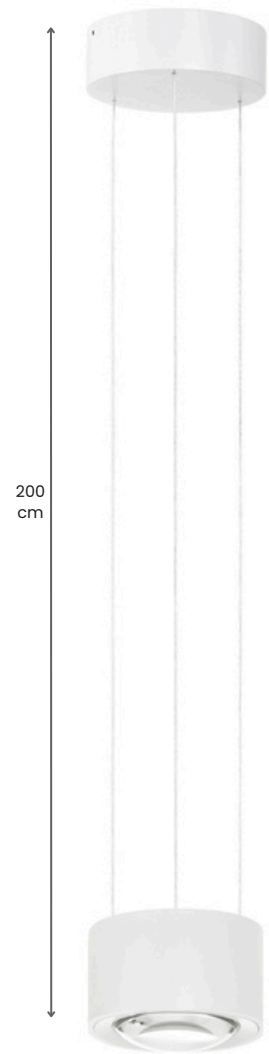
Colour: white  **UGR:** >16 / >12 **CRI:** >90 **Material:** die-cast aluminum

down

| Item No. | Power | Luminous colour | Light output | Beam angle | Dimmable | Type dimmer | IP class | Safety class |
|----------|--------|-----------------|--------------|------------|----------|-------------|----------|--------------|
| 10008665 | 12.2 W | 3.000 K | 980 lm | 56° | and | excl. | IP20 | I |

up & down

| Item No. | Power | Luminous colour | Light output | Beam angle | Dimmable | Type dimmer | IP class | Safety class |
|----------|-----------|-----------------|--------------|------------|----------|-------------|----------|--------------|
| 10008667 | 2x 10.3 W | 3.000 K | 1700 lm | 56° | and | excl. | IP20 | I |



WALL LUMINAIRES



IVANO

The Ivano LED wall light impresses with its modern and sleek appearance. Its body consists of a long, slender strut, which is mounted vertically on two wall brackets. The built-in LEDs are located behind this strut and direct their light towards the wall, highlighting the light itself. Thanks to its slim and understated design, the Ivano LED wall light is ideal for illuminating a hallway or narrow room. It takes up significantly less space than a bulky wall light, creates subtle accents on the walls, and is perfect for accent lighting. Its subtle color scheme allows the light to be easily integrated into a wide variety of interior styles and pleasantly rounds off the design.

CRI: >80

Material: aluminium



42,5 cm

| Colour | Item No. | Power | Base type | Luminous colour | Light output | Dimmable | IP class | Safety class |
|---|----------|----------|-----------|-----------------|--------------|----------|----------|--------------|
|  | 9928060 | 2x 2.1 W | rigid | 3.000 K | 593 lm | No | IP40 | I |
|  | 9928061 | 4 W | rigid | 3.000 K | 430 lm | No | IP40 | I |
|  | 9928062 | 2x 2.1 W | rigid | 3.000 K | 593 lm | No | IP40 | I |

91 cm

| Colour | Item No. | Power | Base type | Luminous colour | Light output | Dimmable | IP class | Safety class |
|---|----------|----------|-----------|-----------------|--------------|----------|----------|--------------|
|  | 9928063 | 2x 3.5 W | rigid | 3.000 K | 1074 lm | No | IP40 | I |
|  | 9928064 | 2x 3.5 W | rigid | 3.000 K | 1074 lm | No | IP40 | I |
|  | 9928065 | 2x 3.5 W | rigid | 3.000 K | 1074 lm | No | IP40 | I |



130 cm

| Colour | Item No. | Power | Base type | Luminous colour | Light output | Dimmable | IP class | Safety class |
|---|----------|--------|-----------|-----------------|--------------|----------|----------|--------------|
|  | 9928067 | 2x 5 W | rigid | 3.000 K | 1612 lm | No | IP40 | I |
|  | 9928068 | 2x 5 W | rigid | 3.000 K | 1612 lm | No | IP40 | I |

170 cm

| Colour | Item No. | Power | Base type | Luminous colour | Light output | Dimmable | IP class | Safety class |
|---|----------|--------|-----------|-----------------|--------------|----------|----------|--------------|
|  | 9928070 | 2x 5 W | rigid | 3.000 K | 1612 lm | No | IP40 | I |
|  | 9928071 | 2x 7 W | rigid | 3.000 K | 2264 lm | No | IP40 | I |



KARAM

The Karam LED wall light is a virtually universally applicable light source that provides pleasant lighting conditions anywhere. The square housing is open at the top and bottom, and features a shade at the front. This prevents direct light and glare.

This type of lighting looks just as stylish in hallways as it does in bedrooms or living rooms. The warm-colored LEDs used are highly efficient and provide good basic brightness with low power consumption.

CRI: >80

Material: aluminum, iron



20 cm

| Colour | Item No. | Power | Base type | Luminous colour | Light output | Dimmable | IP class | Safety class |
|--------|----------|-------|-----------|-----------------|--------------|----------|----------|--------------|
| | 9626357 | 6 W | rigid | 3.000 K | 540 lm | no | IP20 | I |
| | 9626358 | 6 W | rigid | 3.000 K | 620 lm | no | IP20 | I |



36,5 cm

| Colour | Item No. | Power | Base type | Luminous colour | Light output | Dimmable | IP class | Safety class |
|--------|----------|-------|-----------|-----------------|--------------|----------|----------|--------------|
| | 9626359 | 12 W | rigid | 3.000 K | 1260 lm | no | IP20 | I |
| | 9626360 | 12 W | rigid | 3.000 K | 1260 lm | no | IP20 | I |





53 cm


| Colour | Item No. | Power | Base type | Luminous colour | Light output | Dimmable | IP class | Safety class |
|--------|----------|-------|-----------|-----------------|--------------|----------|----------|--------------|
| | 9626361 | 15 W | rigid | 3.000 K | 1570 lm | no | IP20 | I |
| | 9626362 | 15 W | rigid | 3.000 K | 1570 lm | no | IP20 | I |

ZUZANA




Zuzana has a versatile shape and can be used in a wide variety of ways, but its linear design makes it particularly suitable for modern interiors. The aluminum body has a natural finish and, with its silvery hue, a somewhat cooler effect, which blends well with a certain purism in interior design.


Furthermore, the light emission angle of this wall light can be adjusted as desired, so that the angle is either the same at the top and bottom or you can combine a narrow angle with a wide one, thus creating a very stylish overall impression that only really comes into its own when the wall light is switched on.




 R,C


Material: aluminium, metal


| square, 9.7 cm | | | | | | | |
|---|----------|-------|-----------|----------|-------------|----------|--------------|
| Colour | Item No. | Power | Base type | Dimmable | Type dimmer | IP class | Safety class |
|  | 9621853 | 8 W | G9 | Yes | excl. | IP20 | II |
|  | 9621854 | 8 W | G9 | Yes | excl. | IP20 | II |
|  | 9621855 | 8 W | G9 | Yes | excl. | IP20 | II |

| square, 9.7 cm, LED permanently installed | | | | | | | | |
|--|----------|-------|-----------|-----------------|--------------|----------|----------|--------------|
| Colour | Item No. | Power | Base type | Luminous colour | Light output | Dimmable | IP class | Safety class |
|  | 9620716 | 5.3 W | LED rigid | 3.000 K | 480 lm | No | IP20 | I |




| square, 10 cm | | | | | | | |
|---|----------|-------|-----------|----------|-------------|----------|--------------|
| Colour | Item No. | Power | Base type | Dimmable | Type dimmer | IP class | Safety class |
|  | 9621472 | 8 W | G9 | Yes | excl. | IP20 | I |





 R,C



Material: aluminium, metal


| round, 13 cm | | | | | | | |
|---|----------|-------|-----------|----------|-------------|----------|--------------|
| Color | Item No. | Power | Base type | Dimmable | Type dimmer | IP class | Safety class |
|  | 9621850 | 6 W | G9 | Yes | excl. | IP20 | II |
|  | 9621851 | 8 W | G9 | Yes | excl. | IP20 | II |
|  | 9621852 | 8 W | G9 | Yes | excl. | IP20 | II |

ZUZANA




Zuzana has a versatile shape and can be used in a wide variety of ways, but its linear design makes it particularly suitable for modern interiors. The aluminum body has a natural finish and, with its silvery hue, a somewhat cooler effect, which blends well with a certain purism in interior design.


Furthermore, the light emission angle of this wall light can be adjusted as desired, so that the angle is either the same at the top and bottom or you can combine a narrow angle with a wide one, thus creating a very stylish overall impression that only really comes into its own when the wall light is switched on.




 **R,C**


Material: aluminium, metal

| square, 9.7 cm | | | | | | | |
|---|----------|-------|-----------|----------|-------------|----------|--------------|
| Colour | Item No. | Power | Base type | Dimmable | Type dimmer | IP class | Safety class |
|  | 9621853 | 8 W | G9 | Yes | excl. | IP20 | II |
|  | 9621854 | 8 W | G9 | Yes | excl. | IP20 | II |
|  | 9621855 | 8 W | G9 | Yes | excl. | IP20 | II |




| square, 9.7 cm, LED permanently installed | | | | | | | | |
|--|----------|-------|-----------|-----------------|--------------|----------|----------|--------------|
| Colour | Item No. | Power | Base type | Luminous colour | Light output | Dimmable | IP class | Safety class |
|  | 9620716 | 5.3 W | LED rigid | 3.000 K | 480 lm | No | IP20 | I |

| square, 10 cm | | | | | | | |
|---|----------|-------|-----------|----------|-------------|----------|--------------|
| Colour | Item No. | Power | Base type | Dimmable | Type dimmer | IP class | Safety class |
|  | 9621472 | 8 W | G9 | Yes | excl. | IP20 | I |





round, 13 cm

| Color | Item No. | Power | Base type | Dimmable | Type dimmer | IP class | Safety class |
|---|----------|-------|-----------|----------|-------------|----------|--------------|
|  | 9621850 | 6 W | G9 | Yes | excl. | IP20 | II |
|  | 9621851 | 8 W | G9 | Yes | excl. | IP20 | II |
|  | 9621852 | 8 W | G9 | Yes | excl. | IP20 | II |

ZUZANA WITH PLUG

The Zuzana model is ideal for a variety of spaces and, thanks to the switch on the power cord, is particularly suitable for hotel rooms. Its simple design in black/gold and white also blends harmoniously into any space. The light output can be manually adjusted to suit the desired ambience.

It skillfully combines all the qualities and strengths of the Arcchio brand. Furthermore, the lamp also impresses with its modern style and has been optimized for use with G9 bulbs.



Material: aluminium, metal



Adjustable
beam angle



round, 13 cm, with plug




| Colour | Item No. | Power | Base type | Dimmable | Type dimmer | IP class | Safety class |
|--------|----------|-------|-----------|----------|-------------|----------|--------------|
| White | 9628199 | 8 W | G9 | Yes | excl. | IP20 | II |
| Black | 9628200 | 8 W | G9 | Yes | excl. | IP20 | II |

square, 9.7 cm, with plug



| Color | Item No. | Power | Base type | Dimmable | IP class | Safety class |
|-------|----------|-------|-----------|----------|----------|--------------|
| White | 9628201 | 8 W | G9 | No | IP20 | II |
| Black | 9628202 | 8 W | G9 | No | IP20 | II |

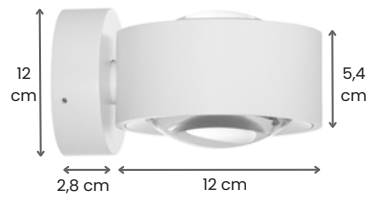





ROTARI

This LED-powered wall light is finished in white, a subtle and timeless color, and boasts a fairly compact design. The wall mount is complemented by a round light element equipped with two glass lenses, creating a highly effective light effect in the surrounding area. The two lenses ensure that the light enters the room in a focused and clearly defined manner. This is clearly visible even from a distance and makes a real statement, especially in modern spaces.

The LEDs inside are efficient and bright, and the Rotari LED wall light, designed as an uplight and downlight, also has a high CRI value, meaning it also offers good color rendering. If necessary, an external dimmer can be used to adjust the brightness.



| Colour: white  R,L,C UGR: <22 CRI: >90 Material: die-cast aluminum | | | | | | | | | |
|--|----------|-----------------|--------------|------------|----------|-------------|----------|--------------|--|
| Item No. | Power | Luminous colour | Light output | Beam angle | Dimmable | Type dimmer | IP class | Safety class | |
| 10008668 | 2x 7.1 W | 3.000 K | 820 lm | 215° | and | excl. | IP20 | I | |





VILJA

The modern Vilja wall lamp impresses with its sleek design and refreshing color scheme. Its body is made of aluminum and its exterior is painted black, while its interior is gold. When used with the right bulb, the oval-shaped lampshade creates glare-free illumination, making it particularly suitable for hallways. The light is emitted from the top and bottom, creating an interesting light pattern.

The fresh black and gold color scheme integrates effortlessly into modern interiors and creates beautiful accents on walls. The Vilja wall light's compact design saves space compared to a larger wall light, making it ideal for even narrow spaces.

Dimm

R,C

Material: Aluminium

| Item No. | Power | Base type | Dimmable | Type dimmer | IP class | Safety class |
|----------|-------|-----------|----------|-------------|----------|--------------|
| 9626727 | 8 W | GU9 | Yes | excl. | IP20 | I |

18 cm




16 cm





BRINJA

This lamp is a true all-rounder. Not only is it a stylish light source, ideal for use next to the bed, but it also offers the option of charging a mobile phone, for example. This makes it particularly attractive for hotel rooms. The light can be dimmed to suit the mood using an external dimmer and individually directed using the rotating reflector. A tasteful solution for a variety of applications.

| | | | | | | | |
|---|----------|---|-----------|----------|-------------|--------------------------------------|--------------|
| USB-C port | |  R,C | | CRI: >80 | | Material: die-cast aluminum, plastic | |
| Colour | Item No. | Power | Base type | Dimmable | Type dimmer | IP class | Safety class |
|  | 9928117 | 8 W | GU10 | no | excl. | IP20 | I |
|  | 9928118 | 8 W | GU10 | no | excl. | IP20 | I |



BRINJA

Brinja is a light source suitable for a variety of living spaces, offering both upward and downward light thanks to two integrated GU10 sockets that can be fitted with lamps as desired. The cylindrical luminaire housing is made of aluminum. If desired, an additional black reflector can be used for an attractive contrast. It's ideal for hallways and living rooms, but also provides attractive lighting for prestigious spaces in commercial or public settings.

22,5 cm

7 cm

Dimm R,C

Material: Aluminium

| Colour | Item No. | Power | Base type | Dimmable | Type dimmer | IP class | Safety class |
|--------|----------|--------|-----------|----------|-------------|----------|--------------|
| | 9928043 | 2x 8 W | GU10 | Yes | excl. | IP20 | I |
| | 9928044 | 2x 8 W | GU10 | Yes | excl. | IP20 | I |



JELLE

This wall light fits perfectly into modern interiors with its rounded design, which is a combination of convex and concave shapes. The front panel is convex, while the rear element is concave, ensuring it remains clearly visible and creating a visual combination of black and gold decor. This color combination is considered very effective and represents a harmonious contrast that has been very trendy for some time. The design also allows for completely glare-free lighting, and the LEDs beautifully illuminate the golden surface, which then reflects the light in a warm, cozy way.


Last but not least, it's worth mentioning that LED technology is both long-lasting and highly efficient, meaning it delivers bright light with low power consumption. This type of wall light is ideal for all types of living spaces, but particularly well-suited to passageways such as hallways, or, more classically, a bedroom or stylish living area.

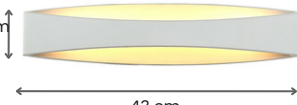











Dimm

R,L,C


CRI: >80

Material: aluminum, iron



|  | <div>43 cm, white</div> <table> <tr> <th>Colour</th><th>Item No.</th><th>Power</th><th>LED</th><th>Lum. Colour</th><th>Light output</th><th>Dimmable</th><th>Type dimmer</th><th>IP class</th><th>Safety class</th></tr> <tr> <td></td><td>9626365</td><td>12.5 W</td><td>rigid</td><td>3.000 K</td><td>1600 lm</td><td>Yes</td><td>excl.</td><td>IP20</td><td>I</td></tr> </table> | Colour | Item No. | Power | LED | Lum. Colour | Light output | Dimmable | Type dimmer | IP class | Safety class |  | 9626365 | 12.5 W | rigid | 3.000 K | 1600 lm | Yes | excl. | IP20 | I |
|---|--|--------|----------|-------------|--------------|-------------|--------------|----------|--------------|----------|--------------|---|---------|--------|-------|---------|---------|-----|-------|------|---|
| Colour | Item No. | Power | LED | Lum. Colour | Light output | Dimmable | Type dimmer | IP class | Safety class | | | | | | | | | | | | |
|  | 9626365 | 12.5 W | rigid | 3.000 K | 1600 lm | Yes | excl. | IP20 | I | | | | | | | | | | | | |
|  | <div>43 cm, black</div> <table> <tr> <th>Colour</th><th>Item No.</th><th>Power</th><th>LED</th><th>Lum. Colour</th><th>Light output</th><th>Dimmable</th><th>Type dimmer</th><th>IP class</th><th>Safety class</th></tr> <tr> <td></td><td>9626366</td><td>12 W</td><td>rigid</td><td>3.000 K</td><td>1415 lm</td><td>Yes</td><td>excl.</td><td>IP20</td><td>I</td></tr> </table> | Colour | Item No. | Power | LED | Lum. Colour | Light output | Dimmable | Type dimmer | IP class | Safety class |  | 9626366 | 12 W | rigid | 3.000 K | 1415 lm | Yes | excl. | IP20 | I |
| Colour | Item No. | Power | LED | Lum. Colour | Light output | Dimmable | Type dimmer | IP class | Safety class | | | | | | | | | | | | |
|  | 9626366 | 12 W | rigid | 3.000 K | 1415 lm | Yes | excl. | IP20 | I | | | | | | | | | | | | |
|  | <div>27 cm, black</div> <table> <tr> <th>Colour</th><th>Item No.</th><th>Power</th><th>LED</th><th>Lum. Colour</th><th>Light output</th><th>Dimmable</th><th>Type dimmer</th><th>IP class</th><th>Safety class</th></tr> <tr> <td></td><td>9626339</td><td>8 W</td><td>rigid</td><td>3.000 K</td><td>810 lm</td><td>Yes</td><td>excl.</td><td>IP20</td><td>I</td></tr> </table> | Colour | Item No. | Power | LED | Lum. Colour | Light output | Dimmable | Type dimmer | IP class | Safety class |  | 9626339 | 8 W | rigid | 3.000 K | 810 lm | Yes | excl. | IP20 | I |
| Colour | Item No. | Power | LED | Lum. Colour | Light output | Dimmable | Type dimmer | IP class | Safety class | | | | | | | | | | | | |
|  | 9626339 | 8 W | rigid | 3.000 K | 810 lm | Yes | excl. | IP20 | I | | | | | | | | | | | | |






ASSONA

Assona primarily impresses with its modern appearance and straightforward design, as well as the efficiency of a G9 bulb. The exterior of the lamp body features a matte finish, while the interior has a metallic sheen, reflecting the light beautifully and attractively. The wall light can be used throughout the living area of a modernly furnished apartment and always looks stylish. It is ideal for evening accent lighting with a cozy effect.

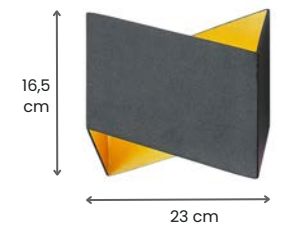


Material: Aluminium




white / silver

| Colour | Item No. | Power | Base type | Dimmable | Type dimmer | IP class | Safety class |
|--------|----------|-------|-----------|----------|-------------|----------|--------------|
| | 9624663 | 8 W | G9 | Yes | excl. | IP20 | I |



black / gold

| Colour | Item No. | Power | Base type | Dimmable | Type dimmer | IP class | Safety class |
|--------|----------|-------|-----------|----------|-------------|----------|--------------|
| | 9624664 | 3 W | G9 | Yes | excl. | IP20 | I |





MAHDI

Mahdi can be mounted above or—ideally in pairs—next to a mirror, and thanks to its increased protection rating, it's ideal for use in bathrooms and damp rooms in general. Thanks to the white glass, its light is soft and even, providing beautiful illumination in bathrooms. Of course, the wall light also looks great in other bathroom settings. The opal glass is complemented by a round frame with a chrome finish, which harmonizes beautifully with most bathroom fixtures.

Dimm

R,C

Material: glass, iron

| Item No. | Power | Base type | Dimmable | Type dimmer | IP class | Safety class |
|----------|-------|-----------|----------|-------------|----------|--------------|
| 9626314 | 10 W | E14 | Yes | excl. | IP44 | I |

21 cm

15 cm



MAVIRIS

Maviris boasts a sophisticated design and exudes a wonderful flair in bathrooms and guest toilets. The LED wall lamp features a glass sphere as a shade and a chrome frame. Thanks to the white glass, the light is soft and even, and when placed next to a mirror, for example, Maviris bathes the room in a beautiful glow. The chrome details complement bathroom fixtures, and the higher IP rating means the light is well protected against water and moisture.

Colour: white, chrome

CRI: >80

Material: glass, metal

| Item No. | Power | LED | Luminous colour | Light output | Dimmable | IP class | Safety class |
|----------|-------|-------|-----------------|--------------|----------|----------|--------------|
| 9641157 | 6 W | rigid | 2.700 K | 340 lm | No | IP44 | II |

16,9 cm

16 cm

Ø 6 cm

TABLE
LUMINAIRES
WITH BATTERY





THENRA

Experience the transformative power of light with Thenra, a rechargeable LED table lamp that not only impresses with its modern aesthetics but also with its high functionality. Equipped with an integrated LED light source, this lamp offers energy-saving light that can be easily adjusted to suit any mood thanks to the built-in touch dimmer. The iron finish underscores the contemporary design and makes Thenra a stylish accessory for any room.

With an IP65 protection rating, this table lamp is particularly resistant to dust and water, making it an ideal choice for use in a variety of environments—be it in the living room or on the patio. Thenra is not just a lighting element, but a statement of modern home decor that expresses the fascination of light in any home.

| | | | | | |
|-------|-------------------|-------------------------|---------|------|-------------------------|
| USB-C | Charging time: 8h | Running time: 6-8 hours | CRI: 80 | IK08 | Material: iron, plastic |
|-------|-------------------|-------------------------|---------|------|-------------------------|



black

| Item No. | Power | Luminous colour | Light output | Dimmable | Type dimmer | IP class | Safety class |
|----------|-------|-----------------|--------------|----------|---------------|----------|--------------|
| 10029182 | 4 W | 2.700 K | 620 lm | Yes | touch / inkl. | IP65 | III |



white

| Item No. | Power | Luminous colour | Light output | Dimmable | Type dimmer | IP class | Safety class |
|----------|-------|-----------------|--------------|----------|---------------|----------|--------------|
| 10029183 | 4 W | 2.700 K | 620 lm | and | touch / inkl. | IP65 | III |



beige

| Item No. | Power | Luminous colour | Light output | Dimmable | Type dimmer | IP class | Safety class |
|----------|-------|-----------------|--------------|----------|---------------|----------|--------------|
| 10029184 | 4 W | 2.700 K | 620 lm | and | touch / inkl. | IP65 | III |

One design,
two uses.
From table to wall light in no time.



FIXTURES FOR
TRACK SYSTEMS



NANNA

This track spotlight is compatible with standard 3-circuit track systems and can be used in both residential and commercial applications. The cylindrical LED shade features a black aluminum housing and an internal lens whose light beam angle can be adjusted from 15°, which is rather narrow and focused for spot-like light, to 60°, which corresponds to a wider light output for illuminating a somewhat larger area. Small markings on the spotlight allow for the correct angle adjustment, making it ideal for professional illumination of commercial spaces. The variable adjustment options allow for a precise lighting situation, especially since the spotlight itself can also be rotated and pivoted.

In addition to good efficiency and a long service life and the adjustable setting options, the LED track spotlight is also a light source that scores with very good color rendering, as the CRI value is over 90, so that the colors in the room can be displayed as authentically as possible, even when no daylight is available.



CRI: >90 **Material:** aluminum, plastic

white

| Item No. | Power | LED | Luminous colour | Light output | Beam angle | Dimmable | IP class | Safety class |
|----------|-------|-------|-----------------|--------------|------------|----------|----------|--------------|
| 9967086 | 12 W | rigid | 3.000 K | 1425 lm | 60° | No | IP20 | I |
| 9967114 | 12 W | rigid | 4.000 K | 1000 lm | 60° | No | IP20 | I |
| 9967087 | 21 W | rigid | 3.000 K | 2000 lm | 60° | No | IP20 | I |
| 9967117 | 21 W | rigid | 4.000 K | 1800 lm | 60° | No | IP20 | I |
| 9967121 | 27 W | rigid | 3.000 K | 2000 lm | 60° | No | IP20 | I |
| 9967120 | 27 W | rigid | 4.000 K | 2000 lm | 60° | No | IP20 | I |



black

| Item No. | Power | LED | Luminous colour | Light output | Beam angle | Dimmable | IP class | Safety class |
|----------|-------|-------|-----------------|--------------|------------|----------|----------|--------------|
| 9967115 | 12 W | rigid | 3.000 K | 1425 lm | 60° | No | IP20 | I |
| 9967116 | 12 W | rigid | 4.000 K | 1000 lm | 60° | No | IP20 | I |
| 9967118 | 21 W | rigid | 3.000 K | 2000 lm | 60° | No | IP20 | I |
| 9967119 | 21 W | rigid | 4.000 K | 1800 lm | 60° | No | IP20 | I |
| 9967122 | 28 W | rigid | 3.000 K | 2600 lm | 60° | No | IP20 | I |
| 9967123 | 28 W | rigid | 4.000 K | 2850 lm | 60° | No | IP20 | I |





NANNA



Experience the elegance and functionality of the Nanna LED track spotlight, which creates a modern atmosphere in any living room, dining room, or hallway. The integrated LED light source not only provides energy-saving light, but also the convenience of an included dimmer switch, allowing you to adjust the brightness as needed. With its stylish design, the track spotlight blends seamlessly into any modern interior and becomes an eye-catcher in any room.



 **CRI:** >90 **Material:** aluminum, plastic

black

| Item No. | Power | LED | Luminous colour | Light output | Beam angle | Dimmable | IP class | Safety class |
|----------|-------|-------|-----------------|--------------|------------|----------|----------|--------------|
| 10028869 | 21 W | rigid | 3.000 K | 1750 lm | 60° | Yes | IP20 | I |
| 10028870 | 21 W | rigid | 4.000 K | 1800 lm | 60° | Yes | IP20 | I |

white

| Item No. | Power | LED | Luminous colour | Light output | Beam angle | Dimmable | IP class | Safety class |
|----------|-------|-------|-----------------|--------------|------------|----------|----------|--------------|
| 10028878 | 21 W | rigid | 3.000 K | 1750 lm | 60° | and | IP20 | I |
| 10028879 | 21 W | rigid | 4.000 K | 1800 lm | 60° | and | IP20 | I |



MILLAY



Millay is an LED spotlight designed for use with a 3-circuit track system. The luminaire is ideal for use in commercial environments, such as shop lighting or in an office, because it offers numerous advantages. It produces glare-free and therefore very pleasant light. Furthermore, the lighting is flicker-free, and the spotlight's swiveling capability allows the light to be individually adjusted and adapted to the needs of the location. Both the black surface and the overall design appear very modern. The light is bright and efficient thanks to modern LED technology.

glare-free **flicker-free** **CRI:** >90 **UGR:** >15 **Material:** aluminum, plastic



white

| Item No. | Power | LED | Luminous colour | Light output | Dimmable | IP class | Safety class |
|----------|-------|-------|-----------------|--------------|----------|----------|--------------|
| 9654013 | 26 W | rigid | 3.000 K | 2400 lm | No | IP20 | I |
| 9654015 | 26 W | rigid | 4.000 K | 2400 lm | No | IP20 | I |



black

| Item No. | Power | LED | Luminous colour | Light output | Dimmable | IP class | Safety class |
|----------|-------|-------|-----------------|--------------|----------|----------|--------------|
| 9654014 | 26 W | rigid | 3.000 K | 2400 lm | No | IP20 | I |
| 9654016 | 26 W | rigid | 4.000 K | 2400 lm | No | IP20 | I |



HAIRIS


This LED light, in the form of an elongated, square panel, is designed for installation on a 3-circuit track system and is equipped with a joint so that the illuminated surface can be pivoted as needed to better adapt the light output to the surroundings. The 3-circuit track to which the panel is mounted can also be located in a commercial setting. Especially here, for example, in a retail store or shop, you benefit from the individual lighting design options offered by a track system because you can cleverly combine different light sources. The Hairis LED panel produces appropriately bright light with low power consumption.

CRI: >80 **UGR:** 28.9 **Material:** aluminum, plastic



white

| Item No. | Power | LED | Luminous colour | Light output | Dimmable | IP class | Safety class |
|----------|--------|-------|-----------------|--------------|----------|----------|--------------|
| 9654001 | 16.7 W | rigid | 3.000 K | 1330 lm | No | IP20 | I |
| 9654003 | 16.7 W | rigid | 4.000 K | 1370 lm | No | IP20 | I |






black

| Item No. | Power | LED | Luminous colour | Light output | Dimmable | IP class | Safety class |
|----------|--------|-------|-----------------|--------------|----------|----------|--------------|
| 9654002 | 16.7 W | rigid | 3.000 K | 1330 lm | No | IP20 | I |
| 9654004 | 18 W | rigid | 4.000 K | 1370 lm | No | IP20 | I |



HARLOW

Harlow is attached to a 3-circuit track and provides bright, even light. The LEDs in this linear luminaire are bright and extremely efficient, keeping power consumption relatively low. By mounting it on a track, the luminaire can be combined with a wide range of other luminaires to create a unique lighting concept tailored to your individual needs. This applies both to private use and to Harlow's commercial or public use. The luminaire's appearance is always understated and relatively timeless, while its black surface also conveys a modern look.



CRI: >80 **UGR:** 29.3 **Material:** aluminum, plastic

white, 69 cm

| Item No. | Power | LED | Luminous colour | Light output | Dimmable | IP class | Safety class |
|----------|-------|-------|-----------------|--------------|----------|----------|--------------|
| 9654005 | 17 W | rigid | 3.000 K | 2100 lm | No | IP20 | I |
| 9654007 | 17 W | rigid | 4.000 K | 2100 lm | No | IP20 | I |

black, 69 cm

| Item No. | Power | LED | Luminous colour | Light output | Dimmable | IP class | Safety class |
|----------|-------|-------|-----------------|--------------|----------|----------|--------------|
| 9654006 | 17 W | rigid | 3.000 K | 2100 lm | No | IP20 | I |
| 9654008 | 17 W | rigid | 4.000 K | 2100 lm | No | IP20 | I |

white, 109 cm

| Item No. | Power | LED | Luminous colour | Light output | Dimmable | IP class | Safety class |
|----------|-------|-------|-----------------|--------------|----------|----------|--------------|
| 9654009 | 26 W | rigid | 3.000 K | 2100 lm | No | IP20 | I |
| 9654011 | 26 W | rigid | 4.000 K | 3200 lm | No | IP20 | I |


black, 109 cm

| Item No. | Power | LED | Luminous colour | Light output | Dimmable | IP class | Safety class |
|----------|-------|-------|-----------------|--------------|----------|----------|--------------|
| 9654010 | 26 W | rigid | 3.000 K | 3200 lm | No | IP20 | I |
| 9654012 | 26 W | rigid | 4.000 K | 3200 lm | No | IP20 | I |

I AVO

The white Iavo ceiling spotlight impresses with a linear design that combines functionality with a high lighting effect. Using a practical track system, several spotlights can be attached to the ceiling in any position. The practical spotlight system can be used to illuminate every corner of the room to optimum effect.

The light can be rotated and adjusted as required to create a completely individual lighting concept at home. Thanks to the neutral color scheme, the flexible lamp can also be integrated into a wide variety of furnishing styles - for a lighting concept that does not compromise on design.




Dimm

R,C

Material: aluminium

| Item No. | Power | Base type | Dimmable | Type dimmer | IP class | safety class |
|----------|-------|-----------|----------|-------------|----------|--------------|
| 9928005 | 8 W | GU10 | ja | exkl. | IP20 | I |





BRINJA

The cylindrical head of the luminaire is made of high-quality aluminum and can be tilted by 90° and rotated by 350°. The 3-phase spotlight is attached to a narrow track system and can therefore be supplemented with additional luminaires to increase brightness.

This spotlight is available in two color versions, each with two design options. The white spotlight can be fitted with a white or black inner ring, while the black spotlight can be fitted with a matching or contrasting gold ring. Thanks to its simple design, Brinja blends seamlessly into a variety of interior styles. It's equally at home in a functional loft or a cozy living area.

 **R,C** **Material:** steel, plastic, textile



white, Ø 6 cm

| Item No. | Power | Base type | Dimmable | Type dimmer | IP class | Safety class |
|----------|-------|-----------|----------|-------------|----------|--------------|
| 9928016 | 8 W | GU10 | Yes | excl. | IP20 | I |



black, Ø 6 cm

| Item No. | Power | Base type | Dimmable | Type dimmer | IP class | Safety class |
|----------|-------|-----------|----------|-------------|----------|--------------|
| 9928022 | 8 W | GU10 | Yes | excl. | IP20 | I |







BRINJA

The Brinja track system spotlight boasts a simple design that can be integrated into a variety of environments without immediately attracting attention. The spotlight can be fitted with a suitable GU10 bulb and can be swiveled as required, allowing the light output to be individually adjusted to suit your needs.

This allows Brinja to beautifully highlight specific objects or areas of a room. This small spotlight is suitable for 3-circuit track systems and is a great addition to modern interiors. It can be used both in private homes and commercial spaces.



Dimm

R,C

Material: Aluminium

black, Ø 6,5 cm

| Item No. | Power | Base type | Dimmable | Type dimmer | IP class | Safety class |
|----------|-------|-----------|----------|-------------|----------|--------------|
| 9928133 | 8 W | GU10 | Yes | excl. | IP20 | I |

white, Ø 6.5 cm

| Item No. | Power | Base type | Dimmable | Type dimmer | IP class | Safety class |
|----------|-------|-----------|----------|-------------|----------|--------------|
| 9928134 | 8 W | GU10 | Yes | excl. | IP20 | I |



HELENI

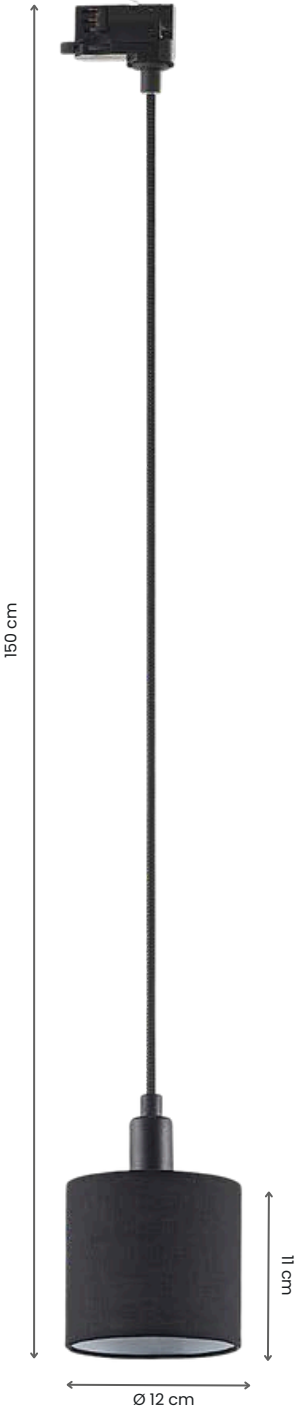
Heleni impresses with its stylish design and contrasting color scheme. Available as both a pendant light and a track spotlight, it features a sand-black fabric lampshade with opaque shades that ensure glare-free lighting.

Its shade can be fitted with appropriate light sources and can be integrated into a 3-circuit track system and easily combined with other lights in its series.

Material: steel, plastic, textile

Rail pendulum

| Colour | Item No. | Power | Base type | Dimmable | IP class | Safety class |
|---|----------|-------|-----------|----------|----------|--------------|
|  | 9628435 | 10 W | E14 | No | IP20 | I |
|  | 9628436 | 10 W | E14 | No | IP20 | I |



Rail spot, white

| Item No. | Power | Base type | Dimmable | IP class | Safety class |
|----------|-------|-----------|----------|----------|--------------|
| 9628429 | 10 W | E14 | No | IP20 | I |



Rail spot, sand black

| Item No. | Power | Base type | Dimmable | IP class | Safety class |
|----------|-------|-----------|----------|----------|--------------|
| 9628431 | 10 W | E14 | No | IP20 | I |



Rail spot, sand black/gold

| Item No. | Power | Base type | Dimmable | IP class | Safety class |
|----------|-------|-----------|----------|----------|--------------|
| 9628432 | 10 W | E14 | No | IP20 | I |

FLOOR LUMINAIRES



MOSSA

The Mossa floor lamp impresses with a modern design that stands out not only for its straightforward lines but also for its striking all-black color scheme. The lamp integrates easily into a variety of interior styles and is an instant hit.

The expansive, cylindrical lampshade is made of fabric and features a warm gold interior. This influences the lighting concept in the room, as the warm tone creates a pleasant contrast to the black design of the lamp and provides soft lighting accents. It is operated via a foot switch, and the frame can be tilted, allowing the position of the lampshade to be individually adjusted to suit your needs. With its two elongated struts, Mossa can be seen as a modern interpretation of a classic arc lamp.


225,5 cm

200,8 cm

Ø 54 cm

Material: iron, textile

| Item No. | Power | Base type | Dimmable | IP class | Safety class |
|----------|-------|-----------|----------|----------|--------------|
| 9626445 | 15 W | E27 | No | IP20 | II |



DAMP-PROOF FIXTURES



AUGUSTIN

Augustin is available in two housing versions. Whether round or square, the slightly rounded design is characterized by a very discreet, unobtrusive appearance, allowing for a wide range of applications. The LED ceiling light with its white frame can be used in both residential and commercial settings. It is particularly suitable for use in damp rooms. The permanently installed, long-lasting LED bulbs ensure good energy efficiency and strong luminosity.

Suitable for damp rooms CCT Material: Polycarbonat

round, white

| Ø | Item No. | Power | Luminous colour | Dimmable | IP class | Safety class |
|-------|----------|-------|-----------------|----------|----------|--------------|
| 20 cm | 9967008 | 20 W | 4.000 K | No | IP54 | II |
| 30 cm | 9967013 | 22 W | CCT | Yes | IP54 | II |
| 40 cm | 9967009 | 26 W | 4.000 K | No | IP54 | II |

square, white

| Size | Item No. | Power | Luminous colour | Dimmable | IP class | Safety class |
|----------|----------|-------|-----------------|----------|----------|--------------|
| 25x25 cm | 9967010 | 10 W | 4.000 K | No | IP54 | II |
| 30x30 cm | 9967011 | 22 W | 4.000 K | No | IP54 | II |
| 40x40 cm | 9967012 | 26 W | 4.000 K | No | IP54 | II |



RAO

Rao is a highly functional light source, characterized by its high degree of robustness, not least thanks to its high degree of impact resistance, and is ideal for use in damp rooms such as garages or basements. Its use is not limited to private spaces; commercial use is also conceivable. The light from the flicker-free LEDs is very bright despite its moderate power consumption, making Rao a comfortable workspace and particularly efficient. The high IP65 protection rating indicates that the light is well protected against moisture and dirt.

The light color can be adjusted before installation, as the diffuser-mounted luminaire's housing features a DIP switch for setting the color temperature in three steps. If you want to install multiple luminaires, they can be connected to each other using through wiring.

Colour: white IK08 CRI: 82 Material: plastic



61,8 cm



| Item No. | Power | LED | Luminous colour | Light output | Dimmable | IP class | Safety class | IK Rating |
|----------|-------|-------|---------------------------------|--------------|----------|----------|--------------|-----------|
| 9649006 | 15 W | rigid | 4.000 K, 5.000 K, 6.500 K | 1900 lm | No | IP65 | I | 08 |

121,5 cm



| Item No. | Power | LED | Luminous colour | Light output | Dimmable | IP class | Safety class | IK |
|----------|-------|-------|---------------------------------|--------------|----------|----------|--------------|----|
| 9649007 | 34 W | rigid | 4.000 K, 5.000 K, 6.500 K | 4100 lm | No | IP65 | I | 08 |





JORA

Jora has a modern, streamlined look and is finished entirely in white. This makes it suitable for many interiors. Thanks to its IP44 rating, it is primarily designed for use in bathrooms, providing sufficient protection against splash water.

The overall design is reminiscent of a bracket, and the element containing the LED bulbs can be rotated, allowing the light to be optimally adjusted, from direct light emission to indirect light, which creates a particularly cozy atmosphere. Thanks to a satin-finished cover over the bulbs, the light is evenly distributed, and the LED technology ensures good efficiency and bright luminosity.

Suitable for damp rooms **Material:** aluminium, metall



|  | 60 cm | | | | | | | |
|---|----------|--------|-------|-----------------|--------------|----------|----------|--------------|
| | Item No. | Power | LED | Luminous colour | Light output | Dimmable | IP class | Safety class |
| | 9626328 | 18 W | rigid | 3.000 K | 945 lm | No | IP44 | I |
|  | 90 cm | | | | | | | |
| | Item No. | Power | LED | Luminous colour | Light output | Dimmable | IP class | Safety class |
| | 9626329 | 27.5 W | rigid | 3.000 K | 1630 lm | No | IP44 | I |





PHILIA

The rectangular LED panel features a white metal frame, but otherwise, no details are present. This allows functionality to take center stage. The LEDs can be dimmed using the included remote control (incl. 2 x AAA batteries), and the light color can also be adjusted, which is also controlled with the remote control.



Colour: white **CRI:** >80 **CCT** **Material:** metall, PMMA

80 x 29,5 cm



| Item No. | Power | Luminous color | Light output | Dimmable | Type dimmer | IP class | Safety class |
|----------|-------|---------------------|--------------|----------|-------------------------|----------|--------------|
| 9621213 | 30 W | 3.000 K -6.000 K | 1900 lm | Yes | incl. remote control | IP20 | I |

120 x 30 cm



| Item No. | Power | Luminous color | Light output | Dimmable | Type dimmer | IP class | Safety class |
|----------|-------|---------------------|--------------|----------|-------------------------|----------|--------------|
| 9621215 | 30 W | 3.000 K -6.000 K | 2100 lm | Yes | incl. remote control | IP20 | I |
| 9621216 | 51 W | 3.000 K -6.000 K | 3100 lm | Yes | incl. remote control | IP20 | I |



AYRA

The large, dimmable LED panel, available in two versions, boasts excellent luminosity and variable light colors. The LED panel is controlled via a remote control, which is included in the delivery. This allows you to adjust the light color (warm white/universal white/daylight) and adjust the brightness. A night light function can also be activated. The high luminosity of the LEDs creates a very good basic brightness.



Colour: white **CRI:** >80 **CCT** **Material:** metall, PMMA

119 x 10 cm




| Item No. | Power | Luminous colour | Light output | Dimmable | Type dimmer | IP class | Safety class |
|----------|-------|---------------------|--------------|----------|-------------------------|----------|--------------|
| 9621582 | 30 W | 3.000 K -6.000 K | 1600 lm | Yes | incl. remote control | IP20 | I |

119 x 59 cm



| Item No. | Power | Luminous colour | Light output | Dimmable | Type dimmer | IP class | Safety class |
|----------|-------|---------------------|--------------|----------|-------------------------|----------|--------------|
| 9621583 | 75 W | 3.000 K -6.000 K | 5000 lm | Yes | incl. remote control | IP20 | I |



BRENDA

The ceiling-mounted LED panel is characterized by its functional design: Mounted flat under the ceiling, it illuminates the room extensively and with a variable light color between 3000 and 6000 Kelvin. Both the light color and the brightness of the LED panel are freely adjustable using the included remote control.

A night light function and the backlight in colorful RGB colors create additional options for effective room lighting. The Brenda ceiling panel, which is completely white, is visually unobtrusive and remains discreet on the ceiling thanks to its low height.

Colour: white **CRI:** >80 **CCT** **Material:** aluminum, plastic

40 x 40 cm

| Item No. | Power | Luminous colour | Light output | Dimmable | Type dimmer | IP class | Safety class |
|----------|-------|------------------------------------|--------------|----------|-------------------------|----------|--------------|
| 9624204 | 30 W | 3.000 K -6.000 K +multicolor | 1300 lm | Yes | incl. remote control | IP20 | I |

60 x 60 cm

| Item No. | Power | Luminous colour | Light output | Dimmable | Type dimmer | IP class | Safety class |
|----------|-------|------------------------------------|--------------|----------|-------------------------|----------|--------------|
| 9624206 | 50 W | 3.000 K -6.000 K +multicolor | 2700 lm | Yes | incl. remote control | IP20 | I |

80 x 29,5 cm

| Item No. | Power | Luminous colour | Light output | Dimmable | Type dimmer | IP class | Safety class |
|----------|-------|------------------------------------|--------------|----------|-------------------------|----------|--------------|
| 9624205 | 50 W | 3.000 K -6.000 K +multicolor | 2700 lm | Yes | incl. remote control | IP20 | I |

119 x 29,5 cm

| Item No. | Power | Luminous colour | Light output | Dimmable | Type dimmer | IP class | Safety class |
|----------|-------|------------------------------------|--------------|----------|-------------------------|----------|--------------|
| 9624207 | 50 W | 3.000 K -6.000 K +multicolor | 2700 lm | Yes | incl. remote control | IP20 | I |

119 x 59,5 cm

| Item No. | Power | Luminous colour | Light output | Dimmable | Type dimmer | IP class | Safety class |
|----------|-------|------------------------------------|--------------|----------|-------------------------|----------|--------------|
| 9624208 | 75 W | 3.000 K -6.000 K +multicolor | 3800 lm | Yes | incl. remote control | IP20 | I |

Ø 40 cm

| Item No. | Power | Luminous colour | Light output | Dimmable | Type dimmer | IP class | Safety class |
|----------|--------|---------------------|--------------|----------|-------------------------|----------|--------------|
| 9624209 | 20.2 W | 3.000 K -6.000 K | 1100 lm | Yes | incl. remote control | IP20 | I |


Ø 60 cm

| Item No. | Power | Luminous colour | Light output | Dimmable | Type dimmer | IP class | Safety class |
|----------|-------|---------------------|--------------|----------|-------------------------|----------|--------------|
| 9624210 | 30 W | 3.000 K -6.000 K | 1500 lm | and | incl. remote control | IP20 | I |



- ✓ Light color
- ✓ brightness
- ✓ LED-Backlight (RGB)
- ✓ Night light function





ENORA

This LED panel is essentially quite simple, with both the PMMA surface and the aluminum frame being white and square. This makes it ideal for commercial environments and can adequately illuminate offices and other work spaces. Furthermore, the LEDs are energy-efficient yet still bright, and thanks to the PMMA surface, they distribute light evenly throughout the room.

Color: White **CRI:** >80 **Material:** aluminium, PMMA

119,5 x 50 cm



| Item No. | Power | Luminous colour | Light output | Dimmable | IP class | Safety class |
|----------|-------|-----------------|--------------|----------|----------|--------------|
| 9621220 | 50 W | 3.000 K | 3500 lm | no | IP20 | II |



ARTHUR

The Arthur LED panel offers a large radiating surface, making it ideal for illuminating larger spaces. The use of LEDs combines high luminosity with relatively low power consumption. With its cool white light color, the Arthur LED panel is ideal for offices, large hallways, and reception areas, among other applications.

Colour: silver, white **CRI:** >80 **Material:** aluminium, PMMA

119,5 x 29,5 cm




| Item No. | Power | Luminous colour | Light output | Dimmable | IP class | Safety class |
|----------|-------|-----------------|--------------|----------|----------|--------------|
| 9621218 | 50 W | 4.000 K | 3800 lm | no | IP20 | II |

LYNDRA

The Lyndra LED panel combines functional design with flexible lighting for various living areas. It features an integrated DIP switch that allows the light color to be set to warm white (2,700 K), cool white (4,000 K), and daylight (6,500 K) before installation – from warm tones for a cozy dining room ambiance to cooler nuances that provide clarity in the kitchen or hallway.


Colour: silver, white **CCT** **CRI:** >80 **Material:** aluminum, plastic, iron






40 x 40 cm

| Item No. | Power | Luminous colour | Light output | Dimmable | Type dimmer | IP class | Safety class |
|----------|--------|-------------------------------|--------------|----------|---------------------------|----------|--------------|
| 10025920 | 25.2 W | 2.700 K 4.000 K 6.500 K | 3400 lm | Yes | excl. TRIAC- Dimmer | IP20 | II |



80 x 30 cm


| Item No. | Power | Luminous colour | Light output | Dimmable | Type dimmer | IP class | Safety class |
|----------|--------|-------------------------------|--------------|----------|---------------------------|----------|--------------|
| 10025919 | 32.1 W | 2.700 K 4.000 K 6.500 K | 5040 lm | Yes | excl. TRIAC- Dimmer | IP20 | II |




120 x 30 cm

| Item No. | Power | Luminous colour | Light output | Dimmable | Type dimmer | IP class | Safety class |
|----------|-------|-------------------------------|--------------|----------|---------------------------|----------|--------------|
| 10025921 | 32 W | 2.700 K 4.000 K 6.500 K | 5320 lm | Yes | excl. TRIAC- Dimmer | IP20 | II |

Extra slim design





197



LYSANDER


With its bright LEDs, this panel provides ample brightness in the room. Even if you find the light too bright at times, it's no problem, as the included remote control allows you to dim the LEDs to your preferred level.

It's also worth mentioning that the LED ceiling light also allows you to adjust the light color to your personal preferences using the remote control. A warm white glow creates cozy accents, and a neutral white color temperature is ideal for working, while the daylight color provides a cool, bluish illumination. This should meet all your needs, and it's not just suitable for use in your own home; the panel also makes a very practical addition to offices and conference rooms.


For practical and screwless installation, Lysander has a high-quality quick-release clamp.

CCT **CRI: >80** **Material:** aluminum, metal, plastic

39,5 x 39,5 cm

| Colour | Item No. | Power | Luminous colour | Light output | Dimmable | Type dimmer | IP class | Safety class |
|---|----------|-------|---------------------|--------------|----------|-------------------------|----------|--------------|
|  | 9621554 | 20 W | 3.000 K -6.500 K | 1830 lm | Yes | incl. remote control | IP20 | I |


62 x 62 cm, CCT

| Colour | Item No. | Power | Luminous colour | Light output | Dimmable | Type dimmer | IP class | Safety class |
|---|----------|-------|---------------------|--------------|----------|-------------------------|----------|--------------|
|  | 9621558 | 36 W | 3.000 K -6.500 K | 5100 lm | Xes | incl. remote control | IP20 | II |



119 x 29,4 cm

| Colour | Item No. | Power | Luminous colour | Light output | Dimmable | Type dimmer | IP class | Safety class |
|---|----------|-------|---------------------|--------------|----------|-------------|----------|--------------|
|  | 9621552 | 55 W | 3.000 K -6.000 K | 4640 lm | Yes | incl. | IP20 | I |
|  | 9621553 | 58 W | 3.000 K -6.500 K | 4250 lm | Yes | incl. | IP20 | I |
|  | 9621561 | 36 W | 3.000 K -6.500 K | 1840 lm | Yes | incl. | IP20 | I |



Home Office
Recommendation

TINUS

A simple white lacquered frame was deliberately chosen for the square Tinus LED panel with color-changing function and remote control. This allows Tinus to blend into any room. Whether in colorful or warm white light, which can be controlled via the included remote control.



| | | | | | | | |
|---------------|--------|-----------------------|--------------|----------|----------------------|-----------------------------|--------------|
| Colour: white | | CRI: >80 | | UGR: <19 | | Material: aluminum, plastic | |
| 45 x 45 cm | | | | | | | |
| Item No. | Power | Luminous colour | Light output | Dimmable | Type dimmer | IP class | Safety class |
| 9621652 | 23.4 W | 3.000 K + multicolour | 4550 lm | and | incl. remote control | IP20 | II |



ENJA

Enja is long and rectangular, boasting a functional appearance. This makes the LED panel suitable for both residential and commercial use. In both cases, it provides excellent illumination with outstanding energy efficiency. The plastic luminous surface ensures even light distribution, and the aluminum frame is painted white (RAL 9016).



| | | | | | | | |
|----------------|-------|-----------------|--------------|-----------------------------------|-------------|----------|--------------|
| Colour: white | | CRI: >80 | | Material: metall, aluminium, PMMA | | | |
| 79,5 x 29,5 cm | | | | | | | |
| Item No. | Power | Luminous colour | Light output | Dimmable | Type dimmer | IP class | Safety class |
| 9621531 | 38 W | 3.000 K | 3000 lm | Yes | Wall switch | IP20 | II |

VINAS

Vinas impresses with its simple appearance and is a powerful LED inset panel for grid ceilings that offers a wide range of applications. The aluminum frame is finished in a sleek white, and the illuminated surface is also plain white, creating a very uniform, harmonious, and above all, understated appearance.

The warm white light is pleasing to the eye and is well diffused by the diffuser, allowing the light to be distributed evenly throughout the room. Djan's square shape measures 62 cm and is installed in traditional grid ceilings. This makes it ideal for hallway or office lighting and, thanks to its understated appearance, can be visually integrated into almost any interior.



Colour: white **CCT** **CRI:** >80 **UGR:** <19 **Material:** aluminum, plastic

62 x 62 cm

| Item No. | Power | Luminous colour | Light output | Dimmable | IP class | Safety class | IK Class |
|----------|-------|-----------------|--------------|----------|----------|--------------|----------|
| 9967037 | 31 W | 3.000 K | 4550 lm | no | IP20 | II | IK06 |
| 9967038 | 32 W | 3.000 K | 4600 lm | no | IP20 | II | IK06 |
| 9978070 | 36 W | 4.000 K | 4100 lm | no | IP20 | II | IK06 |

CCT, 62 x 62 cm, CRI: 90

| Item No. | Power | Luminous colour | Light output | Dimmable | IP class | Safety class | IK Class |
|----------|--------|-------------------------------|--------------|----------|----------|--------------|----------|
| 9967104 | 37.8 W | 3.000 K, 4000 K, 5700 K | 3800 lm | Yes | IP20 | II | IK06 |

VINAS ACCESSORIES



Surface-mounted frame: Item. no. 10015083

Hanging set: Item no. 10015082



OFFICE CEILING LIGHTS

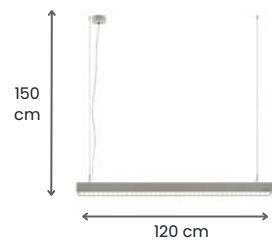




SUSI

This modern Susi LED pendant light serves as task and ambient lighting. It emits light directly downwards and indirectly upwards. The dimmable, universal white light (DALI) enables concentrated work without glare (UGR < 19), ideal for computer workstations.


  **CRI:** >80 **UGR:** <19 **Material:** aluminum, plastic



| Colour | Item No. | Power | Luminous colour | Light output | Dimmable | Type dimmer | IP class | Safety class |
|---|----------|-----------|-----------------|--------------|----------|-------------|----------|--------------|
|  | 9968050 | 27W + 27W | 4.000 K | 7110 lm | Yes | excl. | IP20 | I |
|  | 9968051 | 27W + 27W | 4.000 K | 7110 lm | Yes | excl. | IP20 | I |
|  | 9968052 | 27W + 27W | 4.000 K | 7110 lm | Yes | excl. | IP20 | I |

Light strip capable

Easily connect up to 10 lights via a power supply.





CUNA

This pendant lamp, featuring bright, energy-efficient LEDs, is ideal for illuminating a large area. The cool white light allows for concentrated work for extended periods. The frame of the shade is square and made of aluminum with a black finish that creates a timeless look. The light beam angle is 120°, and through-wiring is possible.



| Execution | Item No. | Power | Luminous colour | Light output | Beam angle | Dimmable | IP class | Safety class | IK class |
|-----------|----------|-------|-----------------|--------------|------------|----------|----------|--------------|----------|
| 92 cm | 9967046 | 16 W | 4.000 K | 1450 lm | 120° | No | IP20 | I | 03 |
| 122 cm | 9967047 | 32 W | 4.000 K | 3200 lm | 120° | No | IP20 | I | 03 |
| 162 cm | 9967048 | 48 W | 4.000 K | 5000 lm | 120° | No | IP20 | I | 03 |



VINCA

The Vinca pendant light is characterized by its elongated shape and exceptionally high luminous flux. This allows the area below to be very well illuminated. The design of the light is more functional than decorative and is suitable for any room where a corresponding look is desired. A satin-finished polycarbonate cover sits above the powerful LED bulbs, distributing the light more evenly.

| Colour: white, silver | | CRI: >80 | | Material: polycarbonate, aluminum | | | |
|-----------------------|--------|-----------------|--------------|-----------------------------------|----------|--------------|--|
| Item No. | Power | Luminous colour | Light output | Dimmable | IP class | Safety class | |
| 9967004 | 36.4 W | 4.000 K | 3450 lm | No | IP20 | I | |



SAMU

The Samu office pendant light integrates dimmable LEDs, allowing the light intensity to be adjusted using an external dimmer. It also offers lighting tailored to computer workstations, as it emits both direct and indirect light, with 60 percent of the light directed downwards and 40 percent upwards. The combination of direct and indirect light emission creates a particularly uniform light pattern and maximizes eye strain, allowing for long periods of concentrated work in the office.

| Colour: white | | CRI: >80 | | Material: plastic, aluminum | | | |
|---------------|-------|-----------------|--------------|-----------------------------|-------------|----------|--------------|
| Item No. | Power | Luminous colour | Light output | Dimmable | Type dimmer | IP class | Safety class |
| 9967020 | 40 W | 3.000 K | 2830 lm | Yes | excl. | IP40 | I |



JOLINDA

Jolinda provides direct-indirect light, ensuring the lighting appears as natural as possible and allowing you to work with concentration for extended periods. The downward light is particularly low-glare, making the light pleasant and barely noticeable.

The LED pendant light provides exceptionally bright illumination in the office, yet, thanks to its LED technology, consumes comparatively little power. The linear design of the pendant light looks functional and doesn't distract from the essentials, making it a stylish yet understated addition to a modern office interior.

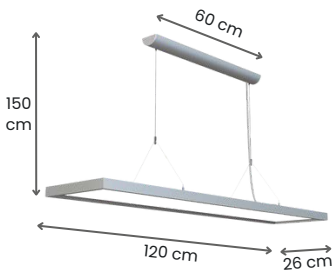
| | | | | | | | | | | |
|--|-------------|----------|--------|-----------------|--------------|------------|----------|-------------|----------|--------------|
| <div><div>ball</div><div>Colour: silver</div><div><div>Dimm</div><div>R,L,C</div></div><div>UGR: <6</div><div>CRI: >80</div><div>Material: aluminum, plastic</div></div> | | | | | | | | | | |
| slim | | | | | | | | | | |
| <div><div>154 cm</div><div><div><div></div><div></div></div><div>117,5 cm</div></div></div> | Colour | Item No. | Power | Luminous colour | Light output | Beam angle | Dimmable | Type dimmer | IP class | Safety class |
| | <div></div> | 9968018 | 2x 25W | 4.000 K | 6020 lm | 50° | Yes | excl. | IP20 | I |
| wide | | | | | | | | | | |
| <div><div>168 cm</div><div><div><div></div><div></div></div><div>117,9 cm</div></div></div> | Colour | Item No. | Power | Luminous colour | Light output | Beam angle | Dimmable | Type dimmer | IP class | Safety class |
| | <div></div> | 9968026 | 2x 30W | 4.000 K | 7200 lm | 50° | Yes | excl. | IP20 | I |
| | <div></div> | 10020576 | 2x 30W | 4.000 K | 7200 lm | 50° | Yes | excl. | IP20 | I |



DOREAN

The square Dorean LED pendant light is designed for installation above an office workstation, where its direct and indirect light creates an optimal lighting atmosphere, enabling concentrated work while relieving eye strain. Dorean's brightness can be adjusted via an external dimmer (0-10V), and the LEDs are a branded Edison product characterized by high luminous efficiency, making high electricity costs a thing of the past. With its flat, square shape, the LED pendant light fits perfectly into modern environments, where it impresses with its pleasing understated appearance.

Colour: silver **UGR:** <19 **CRI:** >80 **Material:** metal, plastic



| Item No. | Power | Luminous colour | Light output | Dimmable | Type dimmer | IP class | Safety class |
|----------|-------|-----------------|--------------|----------|-------------|----------|--------------|
| 9968002 | 37 W | 4.000 K | 5200 lm | Yes | excl. | IP20 | I |

OFFICE
TABLE LIGHTS



JOLINDA

As a table lamp, Jolinda isn't securely held by a base, as it looks almost exactly like an office floor lamp if you don't look closely. Instead, it features an integrated clamp base with a screw clamp that allows for secure attachment to the office desk, making it an innovative lighting solution for office spaces. With this design, the question of where to place the lamp base is definitely a thing of the past, as there should always be some space for attaching the screw clamp.

The dimmer for precisely adjusting the brightness is located in the form of a touchpad on the lamp frame. The light is very bright in its default state, with the majority of the light emitted indirectly upwards. The direct light component is glare-minimized, resulting in a universal white light of the highest quality and with the most natural effect possible, allowing you to work efficiently and with concentration without premature eye fatigue.

CRI: 80 **flicker-free** **IK06** **UGR:** <6 **Material:** aluminum, plastic



silver

| Item No. | Power | Luminous colour | Light output | Dimmable | Type dimmer | Beam angle | IP class | Safety class |
|----------|-------|-----------------|--------------|----------|---------------|------------------------|----------|--------------|
| 9968037 | 70 W | 4.000 K | 9.458 lm | Yes | touch / inkl. | top 110° bottom 50° | IP20 | I |



white

| Item No. | Power | Luminous colour | Light output | Dimmable | Type dimmer | Beam angle | IP class | Safety class |
|----------|-------|-----------------|--------------|----------|---------------|------------------------|----------|--------------|
| 9968038 | 70 W | 4.000 K | 9.458 lm | Yes | touch / inkl. | top 110° bottom 50° | IP20 | I |



black

| Item No. | Power | Luminous colour | Light output | Dimmable | Type dimmer | Beam angle | IP class | Safety class |
|----------|-------|-----------------|--------------|----------|---------------|------------------------|----------|--------------|
| 10025137 | 70 W | 4.000 K | 9.458 lm | Yes | touch / inkl. | top 110° bottom 50° | IP20 | I |




OFFICE CEILING LUMINAIRES



VINCA

Vinca is a perfect ceiling light for an office or a useful addition to the kitchen, where work needs to be done in good light. The aluminum housing is square in shape but features rounded sides for a softer appearance. The housing is complemented by a white polycarbonate diffuser that sits above the LEDs, creating an even light distribution.




Colour: Silver

CRI: >80

Material: polycarbonate, aluminum


60 cm

| Item No. | Power | Luminous colour | Light output | Dimmable | IP class | Safety class |
|----------|--------|-----------------|--------------|----------|----------|--------------|
| 9967005 | 18.3 W | 4.000 K | 1620 lm | No | IP20 | I |



90 cm

| Item No. | Power | Luminous colour | Light output | Dimmable | IP class | Safety class |
|----------|--------|-----------------|--------------|----------|----------|--------------|
| 9967006 | 28.2 W | 4.000 K | 2650 lm | No | IP20 | I |



120 cm

| Item No. | Power | Luminous colour | Light output | Dimmable | IP class | Safety class |
|----------|--------|-----------------|--------------|----------|----------|--------------|
| 9967007 | 36.4 W | 4.000 K | 3450 lm | No | IP20 | I |



OFFICE
WALL LUMINAIRES



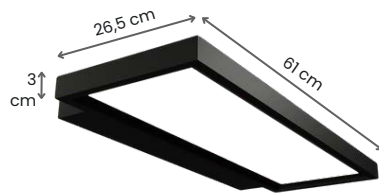
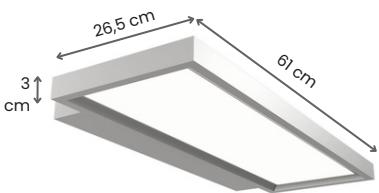
+ FLICKER-FREE



RICK

Rick is a cool white LED wall light with a functional look, designed for office use. It emits its light evenly upwards and downwards, creating a direct-indirect light that appears natural and minimizes eye strain.

Workstations that are located directly against the wall benefit particularly from the installation of the Rick LED wall light and are well illuminated.



  **UGR:** <19 **CRI:** >80 **Material:** polystyrol, aluminium

| Item No. | Power | Luminous colour | Light output | Dimmable | IP class | Safety class |
|----------|---------|-----------------|--------------|----------|----------|--------------|
| 9968012 | 2x 18 W | 4.000 K | 3600 lm | Yes | IP20 | I |

| Item No. | Power | Luminous colour | Light output | Dimmable | IP class | Safety class |
|----------|---------|-----------------|--------------|----------|----------|--------------|
| 10021753 | 2x 18 W | 4.000 K | 3600 lm | and | IP20 | I |



OFFICE FLOOR LUMINAIRES



LOGAN

One design
for all needs.

BASIC
NEO
PRO
ULTRA





LOGAN BASIC

This Logan Basic LED office floor lamp emits 60% of its light (3,600 lumens) upwards and 40% (2,400 lumens) downwards, creating a natural light distribution. This ensures even illumination of the workspace and reduces fatigue. The prism structure of the diffuser prevents glare, and a rotary dimmer allows for continuous brightness adjustment. The U-shaped base makes it easy to position around table legs.





|  | flicker-free CRI: >80 UGR: <19 Material: aluminium | | | | | | | | |
|---|---|----------|-------|-----------------|--------------|----------|---------------|----------|--------------|
| | Colour | Item No. | Power | Luminous colour | Light output | Dimmable | Type dimmer | IP class | Safety class |
| |  | 9968003 | 36 W | 4.000 K | 6.000 lm | Yes | Rotary Dimmer | IP20 | I |
| |  | 9968004 | 60 W | 4.000 K | 6.000 lm | Yes | Rotary Dimmer | IP20 | I |
| |  | 9968019 | 60 W | 4.000 K | 6.000 lm | Yes | Rotary Dimmer | IP20 | I |
| |  | 10040213 | 36 W | 4.000 K | 6.000 lm | Yes | Rotary Dimmer | IP20 | I |



LOGAN NEO

The Logan Neo LED floor lamp is suitable for both offices and home offices. It provides bright light that relieves eye strain and promotes concentration. The brightness can be optimally adjusted via an integrated dimmer. The U-shaped base makes it easy to position around table legs. The light is distributed evenly upwards and downwards, creating a natural light sensation and is 33% brighter than the Basic version.




|  | flicker-free CRI: >80 UGR: <19 Material: aluminium | | | | | | | | |
|---|---|----------|---------|-----------------|--------------|----------|---------------|----------|--------------|
| | Colour | Item No. | Power | Luminous colour | Light output | Dimmable | Type dimmer | IP class | Safety class |
| |  | 9968008 | 2x 40 W | 4.000 K | 8.000 | Yes | Rotary Dimmer | IP20 | I |
| | | | | | | | | | |
| | | | | | | | | | |



LOGAN_{PRO}

The Logan Pro LED office floor lamp offers functional design and technology for comfortable working. It features a daylight sensor that adjusts the brightness and a presence detector that turns the lamp off after 30 minutes of absence. A rotary dimmer allows for fine-tuning the brightness. The flicker-free light has low glare and is evenly distributed upwards and downwards.






| Daylight sensor | | Flicker-free | | UGR: <17 | | Material: aluminium | | |
|-----------------|----------|--------------|-----------------|--------------|----------|---------------------|----------|--------------|
| Colour | Item No. | Power | Luminous colour | Light output | Dimmable | Type dimmer | IP class | Safety class |
| | 9968058 | 72 W | 4.000 K | 8.000 | Yes | Rotary Dimmer | IP20 | I |
| | 9968057 | 72 W | 4.000 K | 8.000 | Yes | Rotary Dimmer | IP20 | I |
| | 9968056 | 72 W | 4.000 K | 8.000 | Yes | Rotary Dimmer | IP20 | I |



LOGAN_{ULTRA}


The modern Logan Ultra LED floor lamp offers concentration-promoting, universal white light and shines both downwards and upwards. A touch panel allows for easy brightness adjustment. A daylight sensor and a motion detector ensure automatic adjustment and shutoff after 30 minutes. The CCT version automatically switches the light on in the dark and adjusts the brightness to the ambient light. The U-shaped base allows for ideal placement at the desk.



| Daylight sensor | | Flicker-free | | | UGR: <17 | | Material: aluminium | |
|---|----------|--------------|-----------------|--------------|----------|---------------|---------------------|--------------|
| Sensor | | | | | | | | |
| Colour | Item No. | Power | Luminous colour | Light output | Dimmable | Type dimmer | IP class | Safety class |
|  | 9968059 | 100 W | 4.000 K | 12000 | Yes | Rotary Dimmer | IP20 | I |
| Sensor, CCT | | | | | | | | |
| Colour | Item No. | Power | Luminous colour | Light output | Dimmable | Type dimmer | IP class | Safety class |
|  | 9968060 | 100 W | CCT | 12735 | Yes | Rotary Dimmer | IP20 | I |

TIMON




The Timon LED floor lamp embodies a modern style and brings a new dimension of lighting to any workspace. Featuring an integrated LED light source that provides not only clear but also energy-saving illumination, this floor lamp is a prime example of efficient yet aesthetic room lighting. The integrated dimming function allows you to adjust the brightness as needed, creating the perfect atmosphere for concentrated work or relaxing reading (5% - 100%). The brightness is controlled using a rotary switch on the housing.



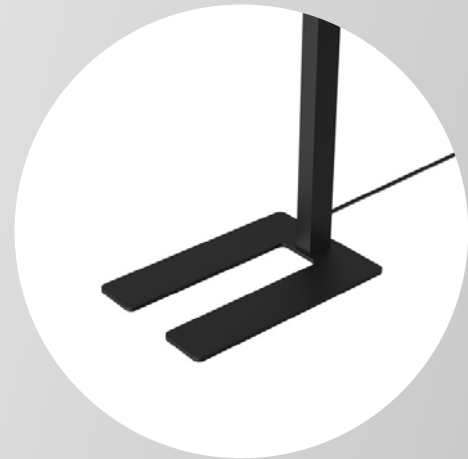
CRI: 80

IK-Rateing: 05

Material: steel, aluminum, polycarbonate

| Colour | Item No. | Power | Luminous colour | Light output | Dimmable | Type dimmer | IP class | Safety class |
|---|----------|-------|-----------------|--------------|----------|-------------|----------|--------------|
|  | 10023468 | 54 W | 4.000 K | 10.050 | Yes | Drehdimmer | IP20 | I |
|  | 10023469 | 54 W | 4.000 K | 10.050 | Yes | Drehdimmer | IP20 | I |
|  | 10023470 | 54 W | 4.000 K | 10.050 | Yes | Drehdimmer | IP20 | I |

Discreet & functional







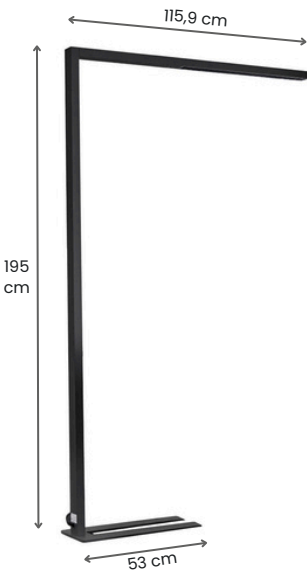
JOLINDA



Jolinda has a minimalist, very modern appearance. The floor lamp essentially consists of two narrow beams positioned at right angles to each other. The light shines upwards and downwards, escaping downwards with virtually no glare, thus providing a very pleasant lighting experience that's perfect for long, concentrated work at a desk. The LED floor lamp is suitable for illuminating a desk, which it then provides with bright light.


The high functionality deserves special mention: Jolinda not only has a dimming function, but is also controlled by a daylight sensor and a motion detector. After 30 minutes of absence, the light switches off, and the daylight sensor ensures a relatively constant brightness in the room, as the light of the LED floor lamp brightens or dimmers depending on the outside brightness.

CRI: 80 flicker-free UGR: <6 Material: aluminum, plastic





| Dimmer + Sensor | | | | | | | | | |
|---|----------|-------|-----------------|--------------|----------|---------------|------------------------|----------|--------------|
| Colour | Item No. | Power | Luminous colour | Light output | Dimmable | Type dimmer | Beam angle | IP class | Safety class |
|  | 9968022 | 60 W | 4.000 K | 7.200 lm | Yes | touch / inkl. | top 110° bottom 50° | IP20 | I |
|  | 10020575 | 60 W | 4.000 K | 7.200 lm | Yes | touch / inkl. | top 110° bottom 50° | IP20 | I |

| CCT, Dimmer + Sensor | | | | | | | | | |
|---|----------|-------|---------------------|--------------|----------|---------------|------------------------|----------|--------------|
| Colour | Item No. | Power | Luminous colour | Light output | Dimmable | Type dimmer | Beam angle | IP class | Safety class |
|  | 9968024 | 60 W | 3.000 K -6.000 K | 7.200 lm | Yes | touch / inkl. | top 110° bottom 50° | IP20 | I |

ONE SERIES, DIFFERENT APPLICATIONS

- TABLE CLAMP LAMP P. 216
- PENDANT LIGHT P. 212





AILA

This LED floor lamp is truly versatile for workspace lighting, as it integrates various functions and features. The light is emitted upwards and downwards, creating a combination of direct and indirect light that is particularly pleasing to the eye. The U-shaped base allows the LED office floor lamp to be placed where table legs might get in the way, ensuring optimal illumination of the workspace.


The daylight sensor controls the brightness based on the lighting conditions in the room, ensuring that the brightness is as consistent as possible. This is a relief for consumers, allowing them to work with concentration for extended periods. Furthermore, the light can also be dimmed manually. If the workstation is vacated and no one is present for a certain period of time, the motion detector ensures that the light automatically turns off until someone sits down to continue working.

CRI: 80 **flicker-free** **UGR:** <16 **Material:** aluminum, PMMA, polycarbonate



HIGHLIGHT

The LED floor lamp doesn't have a fixed light color, but can be adjusted to any setting within a range of 3,000 Kelvin to 6,000 Kelvin, depending on the situation and the personal preferences of the person at work. This allows for warm white, cool white, and daylight white color temperatures.



| | | | | | | | |
|----------|-------|----------------------|--------------|------------|----------|----------|--------------|
| silver | | | | | | | |
| Item No. | Power | Luminous colour | Light output | Beam angle | Dimmable | IP class | Safety class |
| 9968007 | 100 W | 3.000 K - 6.000 K | 12000 lm | 120° | Yes | IP20 | I |


| | | | | | | | |
|----------|-------|----------------------|--------------|------------|----------|----------|--------------|
| black | | | | | | | |
| Item No. | Power | Luminous colour | Light output | Beam angle | Dimmable | IP class | Safety class |
| 10025786 | 100 W | 3.000 K - 6.000 K | 12000 lm | 120° | Yes | IP20 | I |




TAMILO

Tamilo is a practical addition to any home office, providing good lighting conditions at the workplace and, with relatively equal proportions of direct and indirect light, creating a natural-looking light. The cool white color temperature further supports concentrated work. Thanks to the LEDs, good brightness is achieved despite the low power consumption, which proves to be very user-friendly.

CRI: 80 **UGR: <19** **Material:** aluminum, plastic





















| Colour | Item No. | Power | Luminous colour | Light output | Dimmable | IP class | Safety class |
|---|----------|-------|-----------------|--------------|----------|----------|--------------|
|  | 9968029 | 22 W | 4.000 K | 4498 lm | No | IP20 | I |
|  | 9968030 | 22 W | 4.000 K | 4498 lm | No | IP20 | I |
|  | 10024398 | 22 W | 4.000 K | 4498 lm | No | IP20 | I |



OFFICE FLOOR LUMINAIRES

IN COMPARISON

| | | | | | | | | | |
|-----------------|---|---|--|---|---|---|---|---|---|
| |  |  |  |  |  |  |  |  |  |
| | LOGAN BASIC | LOGAN NEO | LOGAN PRO | LOGAN ULTRA | TIMON | AILA | SUSI | JOLINDA | TAMILO |
| Performance | 36 W | 40 W | 72 W | 100 W | 54 W | 100 W | 150 W | 60 W | 22 W |
| UGR | <19 | <19 | <17 | <17 | <19 | <16 | <11 | <6 | <19 |
| CRI | >80 | >80 | 80 | 80 | 80 | 80 | 80 | 80 | 80 |
| Light colour | 4.000 K | 4.000 K | 4.000 K | 4.000 K CCT | 4.000 K | CCT | 4.000 K CCT | 4.000 K | 80 |
| Lumen | 6.000 | 8.000 K | 8.000 K | 12735 | 10.500 | 12.000 | 20130 | 7.200 | 4.498 |
| Dimmart | Rotary dimmer | Rotary dimmer | Rotary dimmer | Rotary dimmer | Rotary dimmer | touch | touch | touch | No |
| Colours |  |  |  |  |  |  |  |  |  |
| Daylight sensor | No | Yes | Yes | Yes | No | Yes | Yes | Yes | No |
| Motion sensor | No | No | Yes | Yes | No | Yes | Yes | Yes | No |





EXTERIOR LIGHTING




ISMERA

The Ismera outdoor wall light exudes a modern and elegant appeal thanks to its linear design and dark gray die-cast aluminum construction. The light from the lamp can be directed in all directions, perfectly illuminating the entrance or patio, for example, both upwards and downwards, as well as to the sides. The decorative appearance of the outdoor wall light can be further enhanced with the use of a clear filament bulb in the clear glass version.

Equipped with protection class IP65, it can be easily installed even in uncovered areas.



**Dimm**

R,C

Material: die-cast aluminum, glass

dark grey / clear

| Item No. | Power | Base type | Sensor | Dimmable | Tape dimmer | IP class | Safety class |
|----------|-------|-----------|--------|----------|-------------|----------|--------------|
| 9969185 | 15 W | E27 | No | Yes | excl. | IP65 | I |
| 10032457 | 15 W | E27 | Yes | Yes | excl. | IP65 | I |

Sensor:
Detection angle 90°
Detection range 4m
including daylight sensor
Max. mounting height 4m

dark grey / opal


| Item No. | Power | Base type | Light output | Sensor | Dimmable | IP class | Safety class |
|----------|-------|---------------------------|--------------|--------|----------|----------|--------------|
| 9969159 | 5,2 W | LED permanently installed | 390 lm | No | No | IP65 | I |






LILJANA

The outdoor wall lamp features a black aluminum housing and a round, cylindrical, clear glass shade, harmoniously rounding off the design. This design also ensures the light source is particularly visible. In terms of both power consumption and aesthetics, LED bulbs with filament technology are a good option.



Colour: black, clear

 **R,C**

CRI: >80


Material: Aluminium, Glas

| Item No. | Power | Base type | Dimmable | Type dimmer | IP class | Safety class |
|----------|-------|-----------|----------|-------------|----------|--------------|
| 9928076 | 60 W | E27 | Yes | excl. | IP65 | I |



FINERIA

As a decorative outdoor light, its design makes it suitable for both new and old buildings, and the sensor-activated version meets the demand for environmentally friendly energy savings. It's also easy to install, as its two-step design allows for DIY installation.



Colour: dark gray

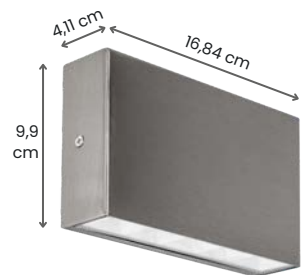
CRI: >80

Material: aluminum, plastic

| Item No. | Power | LED | Luminous colour | Light output | Sensor | Dimmable | IP class | Safety class |
|----------|--------|-------|-----------------|--------------|--------|----------|----------|--------------|
| 9619259 | 13.5 W | rigid | 3.000 K | 900 lm | Yes | Yes | IP54 | I |

KARLINE

This outdoor wall light features a minimalist, angular design that blends discreetly into the architectural style of any home. It is made of stainless steel and equipped with built-in LEDs that generate warm white downward illumination. With an IP65 protection rating, it is dustproof and protected against water jets, allowing it to withstand any outdoor weather conditions. Combining the Karline LED wall light with other lamps from this series creates a harmonious overall look.



Colour: silver

CRI: >80

Material: stainless steel

1 flame, down

| Item No. | Power | LED | Luminous colour | Light output | Dimmable | IP class | Safety class |
|----------|-------|-------|-----------------|--------------|----------|----------|--------------|
| 9934138 | 4 W | rigid | 3.000 K | 530 lm | No | IP65 | II |

2 flames, up & down

| Item No. | Power | LED | Luminous colour | Light output | Dimmable | IP class | Safety class |
|----------|-------|-------|-----------------|--------------|----------|----------|--------------|
| 9934139 | 8 W | rigid | 3.000 K | 1060 lm | No | IP65 | II |





YOLENA

Yolena besitzt eine geradlinige Formsprache und die Leuchtfläche befindet sich in einem schrägen Winkel zum Boden. Die LED-Außenwandlampe erzeugt viel Licht, verbraucht aber vergleichsweise wenig Strom, so dass man von einer guten Energieeffizienz sprechen kann. Gerade im Außenbereich von modernen Bauten eine sehr praktische Ergänzung, die genügend Licht zum Orientieren bietet.




| Farbe: dunkelgrau, weiß | | CRI: >80 | | Material: Aluminium, Polycarbonat | | | | | |
|-------------------------|----------|----------|------------|-----------------------------------|--------|---------|-----------|-----------|--|
| Art. Nr. | Leistung | LED | Lichtfarbe | Lichtstrom | Sensor | Dimmbar | Schutzart | Schutzkl. | |
| 9619117 | 14,8 W | fest | 3.000 K | 1700 lm | nein | nein | IP65 | I | |
| 9619118 | 16 W | fest | 3.000 K | 2200 lm | ja | nein | IP54 | I | |



ADVIK

Die Wandlampe Advik ist für den Außenbereich konzipiert und hat eine nach unten hin gebogene Form, so dass der Lichtschein in Richtung Boden gerichtet ist. Dank einer Diffusorabdeckung aus Polycarbonat mit einer weißen Oberfläche kann das Licht zudem besonders gleichmäßig und relativ blendfrei an die Umgebung entweichen. Die gebogene Form und die ansonsten geradlinige Gestalt lassen Advik lässt sich sehr gut mit zeitgemäßer Architektur kombinieren.



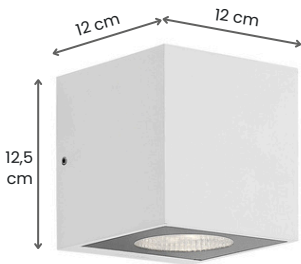
| Farbe: grafitgrau, opalweiß | | CRI: >80 | | Material: Aluminium, Polycarbonat | | | | | |
|-----------------------------|----------|----------|------------|-----------------------------------|--------|---------|-----------|-----------|--|
| Art. Nr. | Leistung | LED | Lichtfarbe | Lichtstrom | Sensor | Dimmbar | Schutzart | Schutzkl. | |
| 9619186 | 10,8 W | fest | 3.000 K | 700 lm | nein | nein | IP65 | I | |
| 9619189 | 13,5 W | fest | 3.000 K | 760 lm | ja | nein | IP54 | I | |



TASSNIM

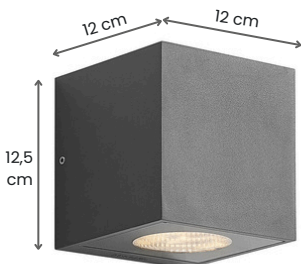
The Tassnim LED outdoor wall light impresses with its simple appearance. Its aluminum body, with its square shape reminiscent of a cube, houses built-in LEDs that create the perfect outdoor light. With an IP65 protection rating, the light is perfect for installation in a driveway or on a patio, as it is dustproof and protected against water jets. Therefore, the Tassnim LED outdoor wall light easily defies outdoor weather conditions while still providing the necessary light.

CRI: >80  R,C **Material:** die-cast aluminum




1 flame, down

| Item No. | Colour | Power | LED | Lum. colour | Light output | Dimmable | Type dimmer | IP class | Safety class |
|----------|----------|-------|-------|-------------|--------------|----------|-------------|----------|--------------|
| 9616193 | graphite | 8 W | rigid | 3.000 K | 600 lm | Yes | excl. | IP65 | I |
| 9616194 | white | 8 W | rigid | 3.000 K | 600 lm | Yes | excl. | IP65 | I |




2 flames, up & down

| Item No. | Colour | Power | LED | Lum. colour | Light output | Dimmable | Type dimmer | IP class | Safety class |
|----------|----------|--------|-------|-------------|--------------|----------|-------------|----------|--------------|
| 9616190 | graphite | 2x 8 W | rigid | 3.000 K | 1200 lm | Yes | excl. | IP65 | I |
| 9616197 | white | 2x 8 W | rigid | 3.000 K | 1200 lm | Yes | excl. | IP65 | I |



LENGO

Lengo is an angular outdoor wall light with a rectangular, elongated shape that can be used in a variety of ways around the home, but its linear design best complements modern environments. The die-cast aluminum body is fitted with glass inserts to allow unobstructed light to pass through. The effect on the wall can be seen even from a distance, and it is enhanced by mounting not just one but several of the wall lights in a row at a certain distance from each other. This allows you to fully illuminate the outdoor area, yet relatively glare-free, and also add a touch of ambiance.




| CCT | CRI: >80 | Material: die-cast aluminum, glass |
|-----|----------|------------------------------------|
|-----|----------|------------------------------------|

25 cm, 1 flame

| Item No. | Colour | Power | LED | Luminous colour | Light output | Dimmable | IP class | Safety class |
|----------|---------------|-------|-------|-----------------|--------------|----------|----------|--------------|
| 9616208 | graphite gray | 9 W | rigid | 3.000 K | 897 lm | No | IP65 | I |
| 9616207 | silver | 9 W | rigid | 3.000 K | 600 lm | No | IP65 | I |

25 cm, 1 flame, CCT

| Item No. | Colour | Power | LED | Luminous colour | Light output | Dimmable | IP class | Safety class |
|----------|----------|-------|-------|------------------|--------------|----------|----------|--------------|
| 9616265 | graphite | 6.6 W | rigid | 3.000 K, 4.000 K | 660 lm | No | IP65 | I |




25 cm, 2 flames

| Item No. | Colour | Power | LED | Luminous colour | Light output | Dimmable | IP class | Safety class |
|----------|--------|-------|-------|-----------------|--------------|----------|----------|--------------|
| 9616206 | silver | 18 W | rigid | 3.000 K | 1200 lm | No | IP65 | I |


25 cm, 2 flames, CCT

| Item No. | Colour | Power | LED | Luminous colour | Light output | Dimmable | IP class | Safety class |
|----------|----------|-------|-------|------------------|--------------|----------|----------|--------------|
| 9616262 | graphite | 14 W | rigid | 3.000 K, 4.000 K | 1320 lm | No | IP65 | I |
| 9616263 | degree | 14 W | rigid | 3.000 K, 4.000 K | 1320 lm | No | IP65 | I |



38 cm, 2 flames

| Item No. | Colour | Power | Base type | Dimmable | IP class | Safety class |
|----------|-----------|-------|-----------|----------|----------|--------------|
| 9616305 | dark gray | 30 W | E27 | No | IP65 | I |




50 cm, 1 flame

| Item No. | Colour | Power | LED | Luminous colour | Light output | Dimmable | IP class | Safety class |
|----------|---------------|-------|-------|-----------------|--------------|----------|----------|--------------|
| 9616202 | graphite gray | 18 W | rigid | 3.000 K | 1155 lm | No | IP65 | I |
| 9616205 | silver | 18 W | rigid | 3.000 K | 1300 lm | No | IP65 | I |

50 cm, 1 flame, CCT

| Item No. | Colour | Power | LED | Luminous colour | Light output | Dimmable | IP class | Safety class |
|----------|----------|--------|-------|------------------|--------------|----------|----------|--------------|
| 9616259 | graphite | 13.7 W | rigid | 3.000 K, 4.000 K | 1175 lm | No | IP65 | I |
| 9616260 | degree | 13.7 W | rigid | 3.000 K, 4.000 K | 1175 lm | No | IP65 | I |



50 cm, 2 flames

| Item No. | Colour | Power | LED | Luminous colour | Light output | Dimmable | IP class | Safety class |
|----------|---------------|-------|-------|-----------------|--------------|----------|----------|--------------|
| 9616092 | graphite gray | 36 W | rigid | 3.000 K | 1511 lm | No | IP65 | I |
| 9616204 | silver | 36 W | rigid | 3.000 K | 2600 lm | No | IP65 | I |

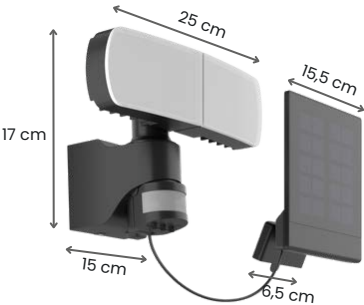
50 cm, 2 flames, CCT

| Item No. | Colour | Power | LED | Luminous colour | Light output | Dimmable | IP class | Safety class |
|----------|----------|-------|-------|------------------|--------------|----------|----------|--------------|
| 9616256 | graphite | 18 W | rigid | 3.000 K, 4.000 K | 1788 lm | No | IP65 | I |



LISSANO

This spotlight can brightly and reliably illuminate its surroundings. It requires only the included solar panel. This type of energy generation is energy-saving and therefore environmentally friendly. The Lissano LED wall spotlight emits a pleasant, warm white light, which is gently diffused by the white plastic cover. It also features a twilight sensor and a motion detector. The detection angle is 110°, and the detector can detect movements at a maximum distance of 12 meters. The lighting duration can be individually adjusted between 10 and 60 seconds.



| Solar (PIR Sensor) | | Dimm R,C | | CRI: >80 | | Material: aluminium, glas | | | |
|--------------------|-------|----------|-----------------|--------------|----------|---------------------------|----------|--------------|--|
| Item No. | Power | LED | Luminous colour | Light output | Dimmable | Type dimmer | IP class | Safety class | |
| 9936010 | 60 W | rigid | 3.000 K | 700 lm | Yes | excl. | IP44 | III | |



LILJANA

Liljana is the perfect light for many covered outdoor areas. Thanks to its round, cylindrical shape, it appears both contemporary and timeless, making it particularly versatile. Because of this high visibility, it's important to choose a visually matching light source, such as filament and rustic lamps, which, thanks to LED technology, can also offer low power consumption.



| Colour: black, clear | | Dimm R,C | | Material: aluminium, glas | | | |
|----------------------|-------|-----------|----------|---------------------------|----------|--------------|--|
| Item No. | Power | Base type | Dimmable | Type dimmer | IP class | Safety class | |
| 9928077 | 60 W | E27 | Yes | excl. | IP65 | I | |

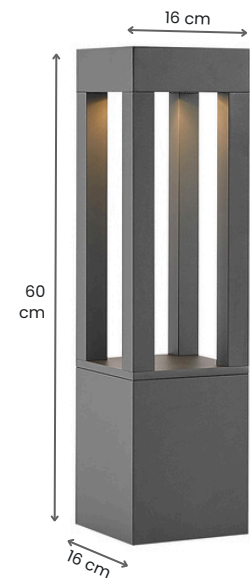
LIENNA

The LED bollard light is an unobtrusive and modern alternative for outdoor lighting. Its geometric shape encloses a permanently installed LED module, which creates the perfect light for a garden path. The subtle dark gray color scheme can be integrated into the garden or patio decor without disrupting the overall style. With an IP65 protection rating, the Lienna LED bollard light is dustproof and protected against water jets, thus easily defying any outdoor weather conditions.

CRI: >80

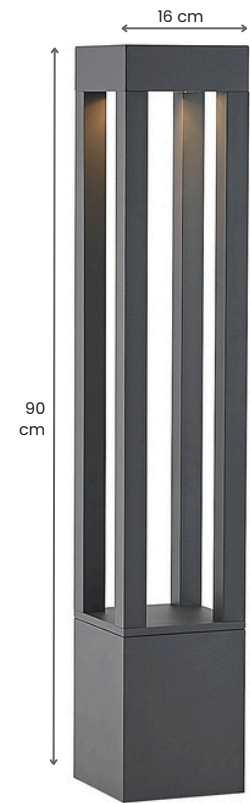
UGR: <19

Material: die-cast aluminum



60 cm

| Item No. | Power | LED | Luminous colour | Light output | Dimmable | IP class | Safety class | IK Rating |
|----------|-------|-------|-----------------|--------------|----------|----------|--------------|-----------|
| 9969183 | 20 W | rigid | 3.000 K | 850 lm | No | IP65 | I | 06 |



90 cm

| Item No. | Power | LED | Luminous colour | Light output | Dimmable | IP class | Safety class | IK Rating |
|----------|-------|-------|-----------------|--------------|----------|----------|--------------|-----------|
| 9969184 | 20 W | rigid | 3.000 K | 850 lm | No | IP65 | I | 06 |

TOP SERIES EXTERIOR LUMINAIRES

YOLENA



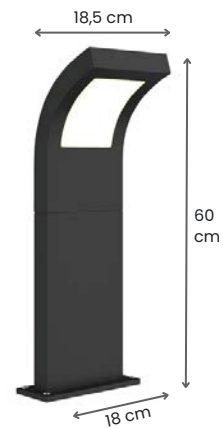
ADVIK



ADVIK


Advik cuts a fine figure, particularly in a modern setting, with its minimalist, contemporary luminaire body. The aluminum body merges directly into the light head, which is slightly tilted so that the light is directed downwards and creates minimal glare. The light is bright yet efficient, and the sensor version features an integrated motion sensor for added comfort outdoors.

Colour: graphite gray, opal white **CRI:** >80 **Material:** aluminum, polycarbonate



60 cm

| Item No. | Power | LED | Luminous colour | Light output | Sensor | Dimmable | IP class | Safety class |
|----------|--------|-------|-----------------|--------------|--------|----------|----------|--------------|
| 9619187 | 10.8 W | rigid | 3.000 K | 700 lm | No | No | IP65 | I |
| 9619190 | 13.5 W | rigid | 3.000 K | 760 lm | Yes | Ni | IP54 | I |



100 cm

| Item No. | Power | LED | Luminous colour | Light output | Sensor | Dimmable | IP class | Safety class |
|----------|--------|-------|-----------------|--------------|--------|----------|----------|--------------|
| 9619188 | 10.8 W | rigid | 3.000 K | 700 lm | No | No | IP65 | I |
| 9619191 | 13.5 W | rigid | 3.000 K | 760 lm | Yes | No | IP54 | I |

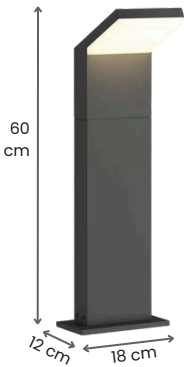




YOLENA

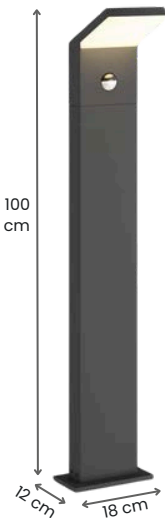
Yolena has a modern look thanks to the streamlined design of the path light. The aluminum body has a graphite gray finish, and the bright, energy-saving LEDs are located in the beveled upper section. Therefore, they primarily shine downwards, providing good orientation lighting for courtyards and driveways.

Colour: dark gray **CRI:** >83 **Material:** aluminum, plastic



Small 60cm

| Item No. | Power | Luminous colour | Light output | Sensor | IP class | Safety class |
|----------|-------|-----------------|--------------|--------|----------|--------------|
| 9619119 | 16 W | 1.700 | 3000 lm | No | IP65 | I |
| 9619121 | 16 W | 1.800 | 3000 lm | Yes | IP54 | I |




Big 100 cm

| Item No. | Power | Luminous colour | Light output | Sensor | IP class | Safety class |
|----------|-------|-----------------|--------------|--------|----------|--------------|
| 9619120 | 16 W | 1.800 | 3000 lm | No | IP65 | I |
| 9619122 | 16 W | 1.700 | 3000 lm | Yes | IP54 | I |

Sensor technology

The Yolena series includes a sensor-equipped version that reacts to movements within a 150° angle and a maximum range of 12 m. The lighting duration can be set between 5 seconds and 8 minutes.


- ✓ Comfort
- ✓ Security
- ✓ Energy-saving
- ✓ Longer service life




CARAMIA

The Caramia path light is made of V4A stainless steel and impresses with its round body. This is finished in anthracite and offers space at the top for the light bulb. When switched on, the light radiates 360°, providing pleasant illumination. This makes it ideal for illuminating paths or creating highlights behind flowerbeds. The Caramia path light is seawater-resistant and features louvers for gentle dimming.

Ø 10 cm



Ø 10,3 cm



Colour: Silver

Dimm

R,C

CRI: >80

Material: stainless steel

21,5 cm

| Item No. | Power | Base type | Dimmable | Type dimmer | IP class | Safety class |
|----------|-------|-----------|----------|-------------|----------|--------------|
| 9943015 | 20 W | E27 | Yes | excl. | IP65 | I |

60 cm


| Item No. | Power | Base type | Dimmable | Type dimmer | IP class | Safety class |
|----------|-------|-----------|----------|-------------|----------|--------------|
| 9943014 | 20 W | E27 | Yes | excl. | IP65 | I |



HEMMANI

The Hemmani ground spike spotlight is made from die-cast aluminum using a complex process and features a dark gray finish. Its sleek design blends seamlessly with modern styles and blends seamlessly into a variety of environments. The spotlight features a tiltable spot, allowing the light to be directed precisely where it's needed most. This allows garden paths or shrubs and bushes to be stylishly illuminated. The spotlight can be individually fitted with a suitable GU10 bulb and also features an IP65 protection rating, making it well-protected against the elements.

10 cm



35,2 cm

Colour: dark gray

Material: die-cast aluminum, glass

| Item No. | Power | Base type | Dimmable | IP class | Safety class |
|----------|-------|-----------|----------|----------|--------------|
| 9928141 | 10 W | GU10 | No | IP65 | I |

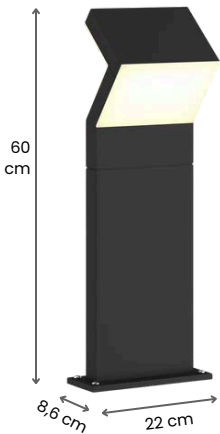
Spot - Ø 6 cm Length of connecting cable 100 cm Length of ground spike 23 cm



HAVIN

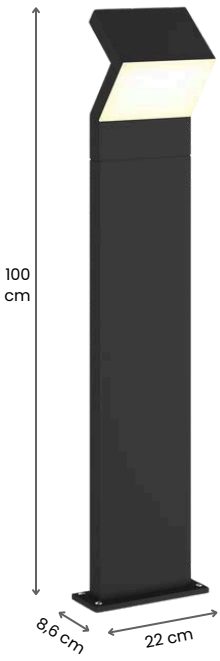
The modern design of the Havin LED path light is not only visually eye-catching, but its quality is also impressive. Thanks to its high IP65 protection rating, the light is dustproof and protected against water jets. Small garden paths, driveways, or even areas around the house or patio can be safely and reliably illuminated. The integrated LEDs of the Havin LED path light emit a pleasant, warm white light.

Colour: dark gray **CRI:** >83 **Material:** aluminum, plastic



60 cm

| Item No. | Power | LED | Luminous colour | Light output | Dimmable | IP class | safety class |
|----------|-------|-------|-----------------|--------------|----------|----------|--------------|
| 9619285 | 17 W | rigid | 3.000 K | 1200 lm | No | IP65 | I |



100 cm

| Item No. | Power | LED | Luminous colour | Light output | Dimmable | IP class | safety class |
|----------|-------|-------|-----------------|--------------|----------|----------|--------------|
| 9619286 | 17 W | rigid | 3.000 K | 1200 lm | No | IP65 | I |





Is there
something
missing here?

ARCCHIO In addition to luminaires, we
also offer a comprehensive range of
efficient light sources:

E27, E14, GU10, G9, GX53

Our lamps comply with
energy efficiency class A.

About the
product range:



LEGENDE



The lights in this series are externally dimmable via leading edge phase control.



The lights in this series are externally dimmable via trailing edge phase control.

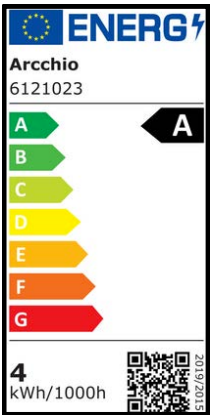


The lights in this series can be dimmed externally via leading and trailing edge phase control.



The light colour of the luminaires in this series can be set manually before installation.

ENERGIEEFFIZIENZ



Information on the energy efficiency of our luminaires in accordance with EU Regulations 874/2012 and 518/2014 can be found at www.eulabel.de.

Some of our luminaires contain built-in LED lamps. The lamps cannot be replaced in the luminaire.

CONTACT

Lampenwelt GmbH
Rabanusstraße 14-16
36037 Fulda
Deutschland

Eastern Europe

| | | |
|----|--------------------------|------------------|
| HU | info@feny24.de | +36 12455084 |
| SK | lumories.pro@lumoris.sk | +421 233 456 100 |
| CZ | lumories.pro@lumories.cz | +420 228 880 577 |
| PL | handel@lampy.pl | +48 22 307 86 60 |
| RO | info@lumories.ro | +40 800 801 024 |
| HR | info@lumories.hr | |
| BG | info@lumories.bg | |
| SI | info@lumories.si | |

Western Europe

| | | |
|----|----------------------|------------------|
| NL | zakelijk@lampen24.nl | +31 40 80 80 201 |
| BE | zakelijk@lampen24.be | +32 2 320 46 40 |
| IE | trade@lights.ie | +353 1 699 2150 |
| UK | trade@lights.co.uk | +44 20 4525 6865 |

Northern Europe

| | | |
|----|--------------------------|------------------|
| FI | sales@nettilamppu.fi | +358 9 4245 7555 |
| SE | foretag@lamp24.se | +08 44 688 652 |
| NO | bedrift@lampegiganten.no | +21 95 68 58 |
| DK | erhverv@lampegiganten.dk | +89 87 99 99 |
| EE | info@lumories.ee | |
| LV | info@lumories.lv | |
| LT | info@lumories.lt | |

Southern Europe

| | | |
|----|--------------------------|-------------------|
| IT | commerciale@lampade.it | +39 800 693 222 |
| FR | contactpro@luminaire.fr | +33 1 86 65 71 00 |
| ES | comercial@lampara.es | +34 923 68 04 00 |
| PT | lumories.pro@lumories.pt | +351 215 566 035 |
| GR | lumories.pro@lumories.gr | |

ARCCHIO

© Copyright 2025

Lampenwelt GmbH

All rights reserved. Reprinting, duplication and translations are only permitted with our written authorisation.

Lampenwelt GmbH is constantly working on the further development of all products.

Due to product changes and further developments, technical changes are possible at any time. No claims can therefore be derived from the information, illustrations, descriptions and dimensions.

No guarantee for printing errors and mistakes.

Prices can be found in the separate price list.

Printed in Germany.