




Axon Body Workforce Camera Warnings, Instructions, and Information: Enterprise

This document presents important safety warnings, instructions, and information intended to minimize hazards associated with the use of Axon Enterprise, Inc.'s ("Axon") camera systems. These instructions and warnings are for your protection as well as the safety of others. **Read the entire document before using any Axon system.**

These warnings and instructions are effective **March 29 2024**, and supersede all prior versions. The most current warnings are also available online at www.axon.com.


- 1. Read and obey.** Read, understand, and follow all current Axon system instructions, manuals, warnings, and relevant Axon training materials before using any Axon system. Failure to do so could increase the risk of serious injury, system malfunctions, or loss of data.
- 2. Obey applicable laws, regulations, and agency guidance.** Use the Axon system only in accordance with applicable federal, state, and local laws and other regulations or legal requirements.


This document uses a signal word panel to mark specific warnings:

 WARNING
This signal word panel indicates a potentially hazardous situation which if not avoided could result in fire, electric shock, damage, system malfunctions, death, or personal injury.

 CAUTION
This signal word panel indicates a potentially hazardous situation which if not avoided or heeded could result in minor or moderate injury.

Warnings may be followed by instructions and information to help avoid the hazard and improve safety.

 WARNING! POTENTIALLY EXPLOSIVE ENVIRONMENTS
Failure to follow these safety instructions could result in fire, electric shock, damage, system malfunctions, death, or personal injury. Potentially explosive environments. Electric sparks in a potentially explosive area could cause an explosion or fire, resulting in serious injury or even death. Areas with a potentially explosive atmosphere are often, but not always, marked clearly. Potential areas may include: fueling areas (such as gas stations); below deck on boats; fuel or chemical transfer or storage facilities; vehicles using liquefied petroleum gas (such as propane or butane); areas where the air contains chemicals or particles (such as grain, dust, or metal powders); and any other area where you would normally be advised to turn off your vehicle engine. Axon cameras and sensors contain wireless transmission technology that transfers radio frequencies over the air as a form of energy transfer. Wireless transmission has been deemed a risk factor in igniting an explosive environment. In situations where the Axon camera operator needs to enter a potentially explosive environment, Axon recommends that the user err on the side of caution and power off the camera before entering the explosive environment. An Axon camera should be treated the same as a cellular telephone would be treated in this situation.

 WARNING! NEODYMIUM RARE EARTH MAGNETS
Failure to follow these safety instructions could result in fire, electric shock, damage, system malfunctions, death, or personal injury. Neodymium Magnets. The Axon magnet mount contains a neodymium magnet which emits strong magnetic fields that can affect a pacemaker, ICD (implantable defibrillator), VNS (vagal nerve stimulator), and other implanted electrical medical devices. Many of these devices are made with a feature that deactivates it when in contact with a strong magnetic field. Therefore, care must be taken to avoid inadvertently deactivating such devices when in close proximity to the Axon magnet mount. Persons with a



 **WARNING! NEODYMIUM RARE EARTH MAGNETS**

pacemaker, ICD, VNS, or other implanted electrical medical device should not wear the Axon magnet mount.

 **WARNING! WET ENVIRONMENTS**

Do not expose cables to moisture, snow, rain, or other liquids. Plugging the end of a wet cable into another component of an Axon system may result in fire, electrical short, electrical shock, or injury.

 **WARNING! AXON DOCK USE**

Failure to follow these safety instructions could result in fire, electric shock, damage, system malfunctions, death, or personal injury.

Electrical Warnings. To reduce the risk of fire, electric shock, or injury to persons when using any Dock, follow basic precautions, including the following:

- Plug into a grounded 3-prong outlet and do not remove the ground prong.
- Verify the outlet is installed according to applicable local electrical codes.
- Do not use an adapter or an extension cord.
- Disconnect power and verify power disconnect before servicing.
- Keep away water, other liquids, corrosive substances, and flammable materials and vapors, such as gasoline. Keep away from sources of static electricity. Static electricity can cause damage to the Dock or cause it to malfunction.
- In the event of electrostatic discharge or intermittent power fluctuation, power will need to be cycled to the unit to regain full functionality.

 **CAUTION! AXON DOCK USE**

Maintenance. Failure to properly maintain the Dock may cause the system to malfunction or not operate optimally.

To reduce the risk of malfunction, including failure or loss of data:

- 3. Anchoring and Installation.** Docks should be securely placed on a flat surface; when anchoring (for example, to the wall or other hard and stable surface), use appropriate hardware. The following are guidelines for installation:
 - Comply with your local and other applicable building and electricity regulations and codes.
 - Install in an area with redundant power and redundant HVAC.
 - Install in an area with an ambient temperature of 41–80 °F (5–27 °C).
 - Leave adequate space around all sides of the Dock for proper ventilation and maneuvering around it without people or items bumping it.
 - Do not expose cords or wires which can be a tripping hazard.
 - If mounted to a wall, secure to wall studs or with drywall or concrete anchors, as applicable.
- 4. Indoor use only.** The Dock is manufactured for indoor use only. Install the Dock indoors, away from excessive moisture, liquids, corrosive substances, or heat, dust, direct sunlight, water, or other negative environmental factors. In-car installations may expose the Dock to excessive heat.
- 5. Avoid water, other liquids, and wet locations.** Do not install the Dock near or around liquids, water, or water pipes. Do not get the Dock wet. Do not plug a wet camera or cable into a Dock.



 **WARNING! AXON SYSTEM USE**

Failure to follow these safety instructions could result in fire, electric shock, damage, system malfunctions, death, or personal injury.

To prevent potential injuries or system malfunctions or compromise, take the following precautions:

1. **Handling the components.** Ensure proper connections between the Axon components (e.g., the Axon camera is correctly inserted into the Dock). Do not drop, crush, disassemble, deform, open, incinerate, or insert foreign objects into the Axon system components. Do not let cables lie on the floors of vehicles or buildings. Do not close a door on a cable.
2. **Do not use damaged cables.**
3. **Operate safely.** Be careful and attentive while using an Axon system, including while operating a vehicle, riding a bicycle, operating other conveyance, when dealing with potentially violent individuals, or handling a hazardous or potentially hazardous situation. If you use an Axon system while operating a conveyance, keep in mind the following guidelines:
 - Do not take notes, look up information, adjust the camera, or perform any other activities that require or distract your attention. Give full attention to driving or riding and to the road. Using a mobile device or mobile data terminal (MDT) while driving or riding may be distracting.
 - Get to know the Axon system and its features.
 - Position the Axon system's camera and activation buttons within easy reach.
4. **Navigate safely.** If your Axon system is paired or combined with a mobile phone or device or MDT and has applications that provide maps, digital compass headings, directions or location-based tracking or navigation assistance, these applications should only be used for basic navigation assistance and should not be relied on to determine precise locations, proximity, distance, or direction. Maps, digital compass, directions, and location-based applications provided by Axon depend on data collected and services provided by third parties. These data services are subject to change, may not be available in all geographic areas, or may not be accurate, resulting in maps, digital compass headings, directions, or location-based information that may be unavailable, inaccurate, or incomplete. Compare the information provided on the Axon system to your surroundings and defer to posted signs to resolve any discrepancies.
5. **Wire and mount safety.** If the system causes bodily discomfort discontinue use or find an alternative way to wear the equipment. Never wrap wires around your neck.
6. **Choking hazards.** The Axon systems contain small parts, which may present a choking hazard. Keep the Axon systems and their accessories away from small children.
7. **Repetitive motion.** When you perform repetitive activities such as typing on a mobile phone or device, you may experience occasional discomfort, which may create injury, including permanent injury, in your hand, wrist, arm, shoulder, neck, or other part of your body. Take frequent breaks and if you have discomfort during or after use, stop use and see a physician.
8. **Use only Axon-approved components, batteries, and accessories.** Only Axon-approved components, batteries, and accessories are to be used with the systems. Damage caused by the use of anything other than Axon-approved components, batteries, or accessories will void the warranty. Non-Axon-approved components may cause malfunction and may put the user or other person at risk of injury.

 **WARNING! BATTERIES**

Failure to follow these safety instructions could result in fire, electric shock, damage, system malfunctions, death, or personal injury.

Damage to or improper handling of batteries could result in fire, electric shock, damage, system malfunctions, loss of data, or personal injury.



To prevent potential injuries, leaking, overheating or explosion of batteries, take the following precautions:

- 1. Do not replace the battery in the Axon camera.**
- 2. Avoid extreme temperatures.** Do not expose the battery to excessive heat, cold, water, other liquids, or corrosive substances. Do not use or leave the batteries for body cameras near a heat source or at a very high temperature (for example, fire, heater, in strong direct sunlight, or in a vehicle in extremely hot weather). Otherwise, the battery may overheat, cause a fire, or its performance will be degenerated and its service life will be shortened.
- 3. Avoid static electricity.** Keep the battery away from sources of static electricity. Static electricity can cause damage to the battery, which could result in serious injury.
- 4. Recharging.** When recharging Axon equipment, use the Dock or Axon-approved power source specifically for that purpose. Do not reverse the positive (+) and negative (-) terminals. Do not connect the battery to an electrical outlet without using an Axon-approved adapter.
- 5. Handling.** Ensure proper connections between the Axon equipment when charging or docking an Axon component. To avoid risk of fire, burns, or damage to your battery pack, do not: allow a metal object to touch the battery contacts; strike or throw the battery; directly solder the battery or pierce the battery with a nail or other sharp object; disassemble, short circuit, or heat batteries; or put batteries in a fire. Doing so may cause battery explosion, battery leakage, system damage, injury, or fire.
- 6. Abnormal appearance.** If the battery gives off an odor, generates heat, becomes discolored or deformed, or in any way appears abnormal during use, recharging or storage, immediately place the Axon component with the battery in a contained vessel such as a metal box.
- 7. Avoid battery acid contact with skin or eyes.** In case the battery acid gets into the eyes due to the leakage of battery, do not rub the eyes. Rinse the eyes with clean running water, and immediately seek medical attention. Battery acid's contact with the eyes or skin could cause serious injury, including a loss of eyesight.
- 8. Disposal.** Dispose of any battery properly; contact your local waste disposal provider regarding local restrictions on the disposal or recycling of batteries. Do not dispose of the battery in fire or heat; the battery may explode if placed in the fire. Do not dispose of the battery in water.

WARNING! DISASSEMBLY AND DISPOSAL

Do not disassemble. Refer to local laws for proper handling and disposal.

CAUTION! LOSS OF DATA

Read and obey. Always follow all current instructions, warnings, and Axon training materials to minimize risks and the loss of data.

Properly Maintain the System. Failure to maintain or use the Axon system or Axon Dock as instructed may cause the system to malfunction or fail to function properly or optimally. Recorded content in memory may be compromised, destroyed, or erased by operating mistakes, system or unit malfunction, or during repair work. Back up and save important content as necessary, after each shift, and before returning the unit for repair work.

Installation and Update of Software. Install the Evidence Sync software on the appropriate computer before attempting to transfer files from an Axon camera to a computer or the Evidence.com services. Ensure the most recent software and firmware are installed on the system components.

CAUTION! MAINTENANCE

Failure to properly maintain or use the Axon system may cause the system to malfunction or fail to function properly or optimally, including failure to capture data and corruption of loss of data.



To reduce the risk of malfunction, including failure, corruption or loss of data:

- 1. Charging the battery.** The Axon system batteries must be charged prior to use. Only use the approved Axon chargers and charging cables. Be aware that a battery can fail to function, fail to charge, fail to maintain a charge, or deteriorate over time.
- 2. Regularly update firmware and software.** The Axon systems have the capability for firmware and software updating through the Axon Evidence services or Evidence Sync software. It is important to acquire, update, and maintain the latest software update. Current software may be obtained from Axon Evidence.
- 3. Storage.** Do not store the Axon system or its accessories in the following locations or under the following conditions:
 - Anywhere extremely hot, cold, or humid:
 - Axon body cameras are not intended to be operated in temperatures above 122 °F (50 °C) or below -4 °F (-20 °C).
 - Axon body cameras should not be stored in environments where the temperature is likely to exceed 95 °F (35 °C) (such as under direct sunlight, near heaters, or in a vehicle in extremely hot weather) or exposed to temperatures below -4 °F (-20 °C).
 - With the battery completely drained.
 - Near strong magnetic fields or mechanical vibrations.
 - All devices should be turned off before being placed in storage.
- 4. Exposure to Magnets or Magnetic Fields.** Do not use the Axon system in close proximity to unauthorized magnets or magnetic fields, which may cause the Axon system to unintentionally turn the camera on or off.
- 5. Avoid Exposure to Wet Conditions.** If a system component (including a camera or controller) is drenched or immersed in water, seawater, or other liquid, DO NOT use the component. Do not attempt to dry the Axon component with an external heat source, such as a microwave oven or hair dryer. Do not plug a wet cable into a camera or charger. Do not put a wet camera into a Dock. Do not use a wet Dock. An Axon component that has been damaged as a result of exposure to liquids is not serviceable.
- 6. Repairing or Modifying.** Never attempt to repair or modify the Axon system yourself except as specifically outlined in the model specific operating instructions. Service should only be provided by Axon or an authorized service provider. Disassembling the Axon system may cause damage that is not covered under the product warranty. For service information, go to: www.axon.com.

CAUTION! RADIO WAVES



Radio Waves. Changes or modifications not expressly approved in writing by the manufacturer could void the user's authority to operate the equipment.

The Axon system contains a radio transmitter and receiver. It is designed and manufactured not to exceed the emission limits for exposure to radio frequency (RF) energy set by the Federal Communications Commission (FCC) of the U.S. Government, Industry Canada (IC), and the recommendations of the Council of the European Union (EU).

The FCC limits are part of comprehensive guidelines and establish permitted levels of RF energy for the general population. The FCC guidelines are based on standards that were developed by independent scientific organizations through periodic and thorough evaluation of scientific studies. The standards include a substantial safety margin designed to assure the safety of all persons, regardless of age and health. Before a device model is available for sale to the public, it must be tested and certified to the FCC that it does not exceed the limit established by the government-adopted requirement for safe exposure.



Axon Body Workforce Camera Warnings, Instructions, and Information: Enterprise

The Axon systems have been tested and found to comply with the limits for Class A (Axon Docks) and Class B (Axon body worn cameras) digital devices, pursuant to part 15 of the FCC Rules. Axon Docks are recommended for commercial and industrial installations. Axon body worn cameras are designed to provide reasonable protection against harmful interference in a residential environment. This equipment generates, uses and can radiate radio frequency energy and, if not installed and used in accordance with the instructions, may cause harmful interference to radio communications. However, there is no guarantee that interference will not occur in a particular installation. If this equipment does cause harmful interference to radio or television reception, which can be determined by turning the equipment off and on, the user is encouraged to try to correct the interference by one or more of the following measures:

- Reorient or relocate the receiving antenna.
- Increase the separation between the equipment and receiver.
- Connect the equipment into an outlet on a circuit different from that to which the receiver is connected.
- Contact Axon's Customer Service Department for help.

FCC/IC NOTICE: The Axon systems meet the body worn human exposure limits found in OET Bulletin 65, 2001, and ANSI/IEEE C95.1, 1992. Proper operation of this radio according to the product instructions will result in exposure substantially below the FCC's recommended limits. To comply with the FCC and ANSI C95.1 RF exposure limits, these devices have been tested for compliance with FCC RF Exposure limits in the typical configuration. The radiated output power of these wireless devices are far below the FCC radio frequency exposure limits.

Axon systems comply with part 15 of the FCC Rules. Operation is subject to the following two conditions: (1) the device may not cause harmful interference, and (2) the device must accept any interference received, including interference that may cause undesired operation.

NOTE: Unauthorized modifications could void the warranty and the user's authority to operate the equipment.

Axon systems comply with Industry Canada license-exempt RSS standard(s). Operation is subject to the following two conditions: (1) the device may not cause interference, and (2) the device must accept any interference, including interference that may cause undesired operation of the device.

Axon systèmes est conforme aux CNR d'Industrie Canada applicables aux appareils radio exempts de licence. L'exploitation est autorisée aux deux conditions suivantes : (1) l'appareil ne doit pas produire de brouillage, et (2) l'utilisateur de l'appareil doit accepter tout brouillage radioélectrique subi, même si le brouillage est susceptible d'en compromettre le fonctionnement.

Section 8.4 of RSS-GEN

Axon systems comply with Industry Canada License-exempt RSS standard(s). Operation is subject to the following two conditions: 1) the device may not cause interference, and 2) the device must accept any interference, including interference that may cause undesired operation of the device.

Axon systems est conforme aux normes d'exemption de licence RSS d'Industrie Canada. Son utilisation est soumise aux conditions suivantes : 1) cet appareil ne doit pas causer de brouillage, et 2) doit accepter tout brouillage, y compris le brouillage pouvant entraîner un fonctionnement indésirable.

Section 8.3 of RSS-GEN

Under Industry Canada regulations, radio transmitters may only operate using an antenna of a type and maximum (or lesser) gain approved for the transmitter by Industry Canada. To reduce potential radio interference to other users, the antenna type and its gain should be so chosen that the equivalent isotropically radiated power (e.i.r.p.) is not more than that necessary for successful communication.

Conformément à la réglementation d'Industrie Canada, émetteur radio ne peut fonctionner qu'au moyen d'une antenne d'un seul type et d'un gain maximal (ou inférieur) approuvé pour l'émetteur par Industrie Canada. Dans le but de réduire les risques de brouillage radioélectrique pour les autres utilisateurs, il faut choisir le type d'antenne et son gain de sorte que la puissance isotrope rayonnée équivalente (p.i.r.e.) ne dépasse pas celle requise pour établir une communication satisfaisante.

AXON SYSTEMS MEET THE GOVERNMENT'S REQUIREMENTS FOR EXPOSURE TO RADIO WAVES.