



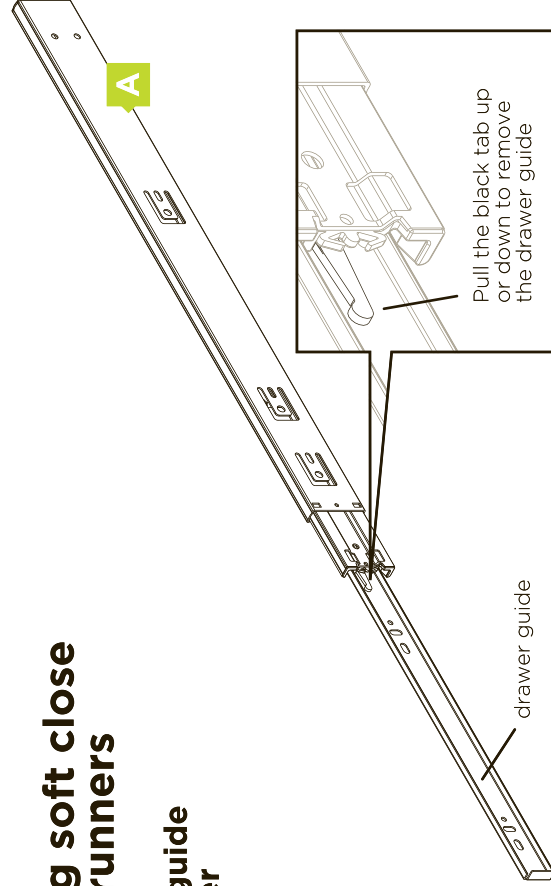
| | |
|---|-----------------------------|
| A  | 500mm drawer runners x 2 |
| B  | 14mm wood screws x 20 |

soft close drawer runners

installing soft close
drawer runners

removing guide
from runner

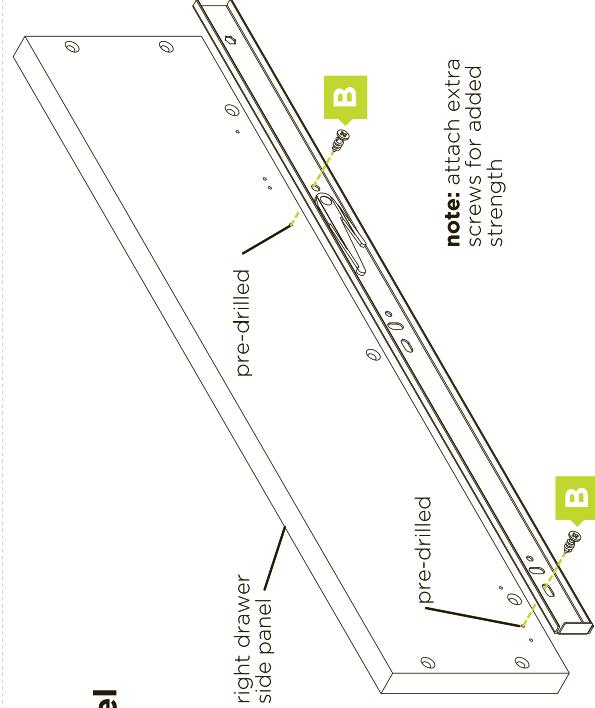
1.



installing guide
to drawer side panel

2.

Align the drawer guide with indicated pre-drilled holes as pictured and fix into place.



installing runners
to cabinet side panel

3.

Align the runner with indicated pre-drilled holes as pictured and fix into place.

