

2009 Dodge Ram 1500

Will Fit: 2010 Ram 2500 & 3500
2011 Ram 4500 & 5500

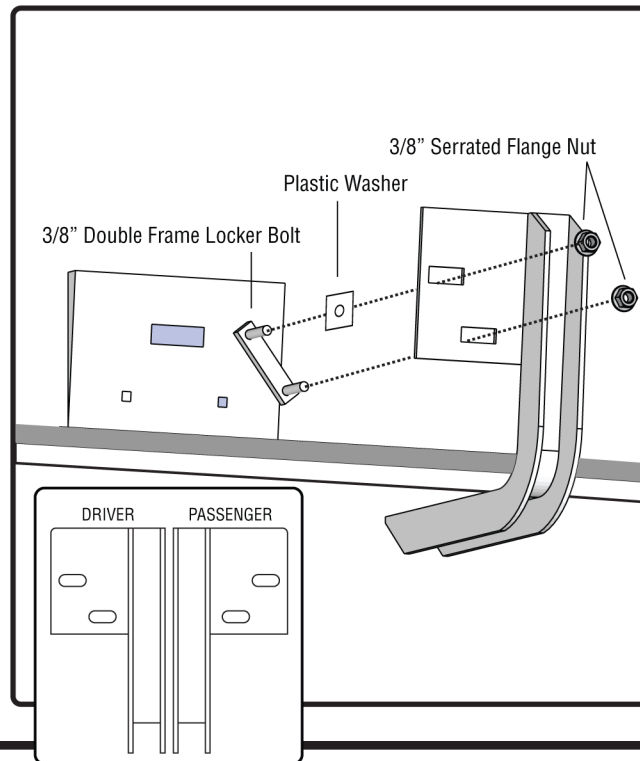


2303 SE 17th Street
Ocala, FL 34471
877-374-8229

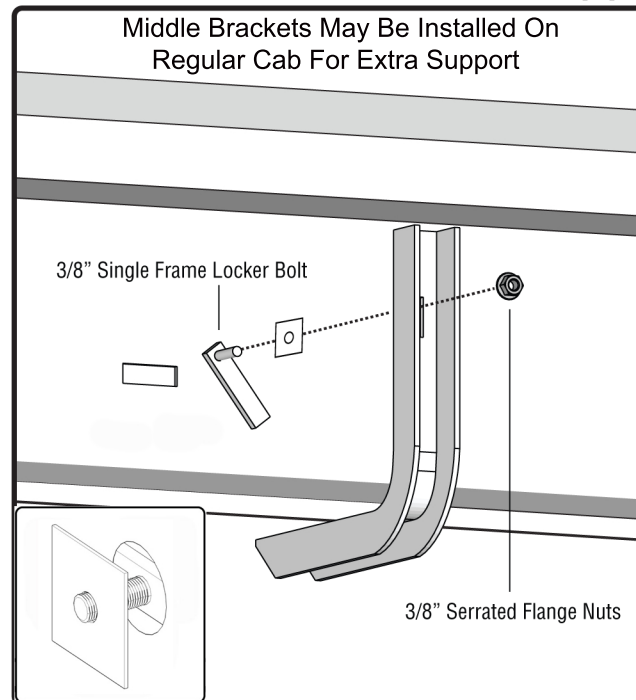
QTY.	PARTS LIST	QTY.	PARTS LIST	QTY.	PARTS LIST
1	Driver Front Bracket	4	3/8" Single Frame Lock Bolts	16	5/16"x3/4" Hex Bolts
1	Driver Rear Bracket	4	3/8" Double Frame Lock Bolts	16	5/16" Serrated Flange Nuts
4	Middle Brackets	12	3/8" Serrated Flange Nuts		
1	Passenger Front Bracket	8	3/8" Plastic Washers		
1	Passenger Rear Bracket				

- STEP 1** Remove contents from box and check for damaged parts. Verify all parts are present, making sure to read and understand instructions before installation.
- STEP 2** Locate factory running board mount locations on bottom side of the cab. **Regular Cabs have 2 mount locations, Quad Cabs and Crew Cabs have 4.**
- STEP 3** Install double frame lock bolts into the body panel at the 2 raised islands through the factory punched holes as shown in illustration. Install single frame lock bolts into (2) middle locations as in illustration. Thread plastic washer onto frame lock bolt to insure bolt does not fall into body panel.
- STEP 4** When installing the FRONT and REAR brackets, first thread top of the bracket onto the upper single frame lock bolts and then the bottom of the bracket to the double frame lock bolts.
- STEP 5** Thread 3/8" flange nuts onto frame lock bolts. Tighten all bolts for final installation and proceed to reverse side of sheet to install your running boards.

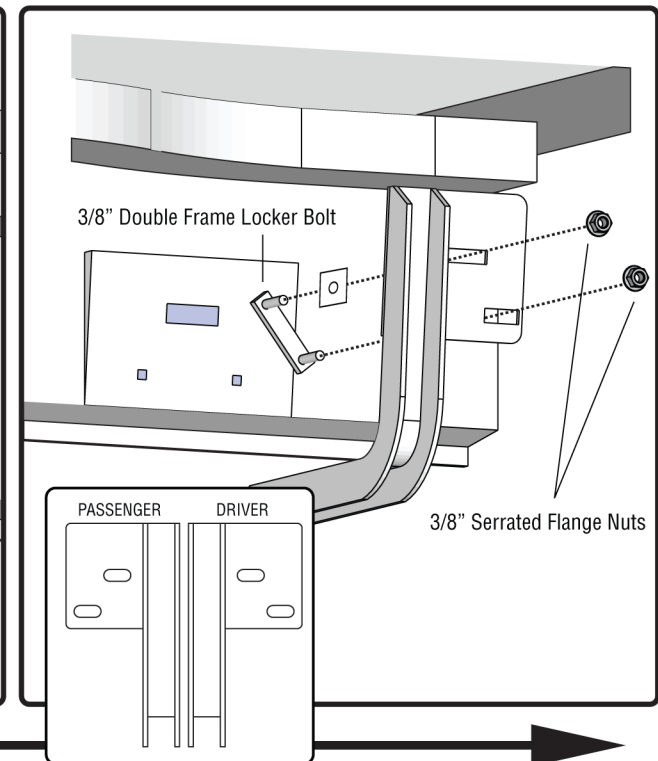
DRIVER REAR BRACKET



DRIVER MIDDLE BRACKETS x (2)



DRIVER FRONT BRACKET



VEHICLE FRONT