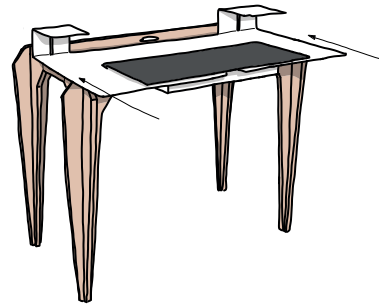
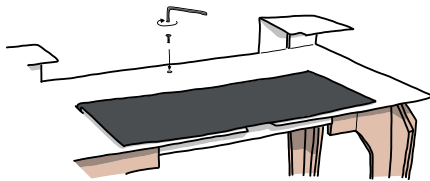



Assemble the leg parts together using the hex key (supplied) as shown in the diagram.



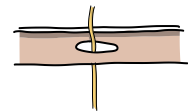
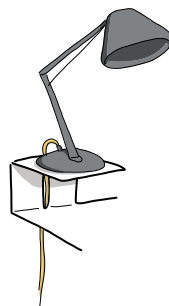

Slide the tray from the front to the bottom as shown in the diagram.



Use the screw provided to secure the tray using the hex key (supplied).



Use the storage box under the tray to store notebooks, pens or makeup.



Remove the storage box if you want to use your laptop in docking station mode and use the various holes as cable ducts.

dimensions (mm)
L 1000 D 550 H 870

materials
natural beech, aluminium

designed and made on demand in Switzerland

design
Julien Garnier

Puzzle Design Studio
www.puzzle-design.ch

