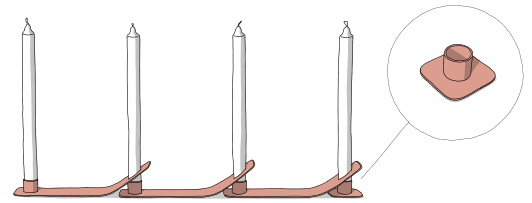
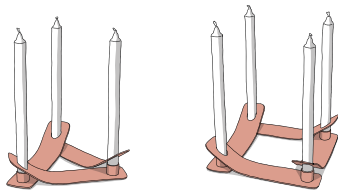


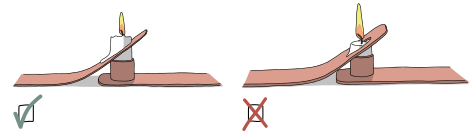
Insert the candle through two Wave as shown.



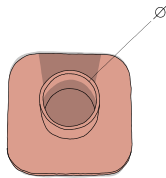
When the ends do not meet, such as when using it in a row, use the « mini Wave » to place the last candle.



Let your imagination take over!
From a triangle to a square, from an octagon to a stylised portrait
of your grandmother-in-law, there are no limits.



Don't let the candle burn down to the metal, as this will darken the
beautiful colour of your new candleholder.



The recommended candle diameter for Wave candleholders is 22 mm.



Don't leave candles burning unattended!

dimensions (mm)
L 240 D 55 H 55 (wave)
L 55 D 55 H 23 (mini wave)
Ø 22 (candle)

material
steel

colours
Terracotta, Forest Green



designed and made in Switzerland

design
Julien Garnier

Puzzle Design Studio
www.puzzle-design.ch

