


Everything you need to know about

Registering at a school in the Eindhoven Kempenland region

for the
2026-2027
school year



RSV PVO

Participating schools

Augustinianum	www.augustinianum.nl
De Rooi Pannen	www.derooipannen.nl/eindhoven/vmbo
Eckartcollege	www.eckartcollege.nl
Frits Philips	www.fritsphilips.eu
Heerbeek College	www.heerbeek.nl
Huygens Lyceum	www.huygenslyceum.nl
Kempenhorst College	www.kempenhorst.nl
Lorentz Casimir Lyceum	www.lcl.nl
Medina College	www.medinacollege.nl
Montessori College	www.mc-eindhoven.nl
Novalis College	www.novalis.nl
Nuenens College	www.nuenenscollege.nl
Olympia	www.olympia.nl
Parmant Aloysius	www.parmantalloysius.nl
Parmant Antoon	www.parmantantoon.nl
Parmant Florian	www.parmantflorian.nl
Parmant Joris	www.parmantjoris.nl
Parmant Innova	www.parmantinnova.nl
Pius X-college	www.piusx-college.nl
Rythovius College	www.rythovius.nl
SG Were Di	www.weredi.nl
Sint Lucas	www.sintlucas.nl
Sondervick College	www.sondervick.nl
Sondervick International School	www.sondervickinternational.nl
Stedelijk College Eindhoven	www.stedelijkcollege.nl/henegouwenlaan
Henegouwenlaan Oude Bossche Baan	www.stedelijkcollege.nl
Strabrecht College	www.strabrecht.nl
Van Maerlantlyceum	www.vanmaerlantlyceum.nl
Yuverta vmbo en groene lyceum	www.yuverta.nl/vmboeindhoven www.yuverta.nl/hgleindhoven

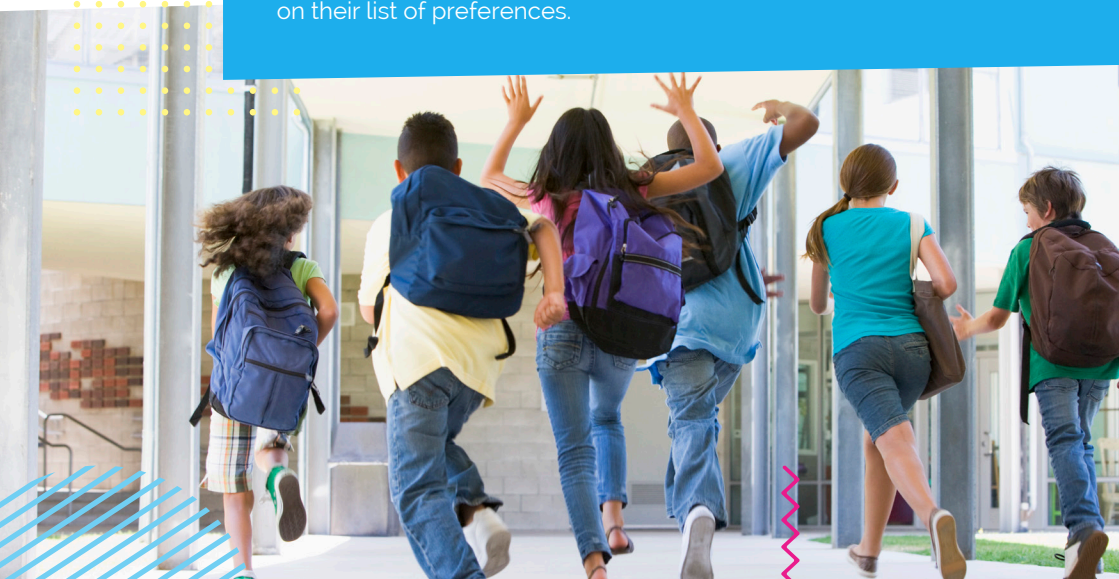
The information about registration in this brochure does not apply to Praktijkonderwijs (employment-oriented education), Voortgezet Speciaal Onderwijs (special secondary education), EOA/Global College, International School Eindhoven and Parmant Helder. Please consult the websites of the individual schools.

Dear pupil,

You'll be starting secondary school in the Eindhoven Kempenland region next year. How exciting, and perhaps a bit overwhelming! In Eindhoven Kempenland we use a central registration system for allocating pupils to schools. This brochure tells you how this system works and what it means for you.

About the allocation process

All the schools in the Eindhoven Kempenland region work together to ensure that wherever possible pupils can go to the school of their choice. They do this by indicating the maximum number of places in the transition class (brugklas) in the same system. This system is called LDOS. As a pupil, during registration week you submit a list of preferences to LDOS. LDOS then allocates all pupils to a school. If more pupils register for a school than there are places available, a draw is held to allocate places. Wherever possible pupils are allocated to the first school on their list of preferences.



How to register, step-by-step

1

Choosing schools

The secondary schools organise open days and activities especially for pupils in groups 7 and 8 of the primary schools. These activities give you a good idea of which school will suit you best.

See also: www.vo-gids.nl

2

Transfer test* and secondary school recommendation

You'll take your transfer test at the end of January or beginning of February. You'll then receive your recommendation no later than 24 March.

* *doorstroomtoets*

3

Plan your registration interview*

From 18 March you will find a scheduling link (datumprikker) on the school websites. You can use this link to register for an interview at the school of your first choice; check the school's website to see whether you need to do this. A registration interview is mandatory in case you come from a primary school outside the Eindhoven Kempenland region and don't have log-in details for LDOS.

* *aanmeldgesprek*

4

Central Registration Week

Submit your list of preferred schools* during Central Registration Week (25 to 31 March). You put the school of your first choice at the top of the list, followed by your next preference, etc. You need to submit four schools. You're permitted to choose a maximum of two different types of transition class (that match your recommendation) for your first school of preference.

5

Allocation result

On Thursday 2 April from 3:30 pm, you and your parent(s)/ carer(s) will be able to see which school and which type of transition class you have been allocated to via the parents' portal. You'll receive confirmation by email from the school to which you've been allocated.

6

Admission

You'll receive confirmation of your admission to the school no later than 12 May. In principle, a school can only reject you if it's unable to provide the support you need. The school will contact your primary school about this and discuss your case. In this exceptional situation, the school of registration has a duty to find you a more appropriate school within the regional partnership. The school will always do this in consultation with your parent(s)/carer(s).

7

Introduction

On 24 June you'll meet your classmates and mentor at your new school!


* See more information on the list of preferences


How do you submit your list of preferences?

- If you go to a primary school in the Eindhoven Kempenland region, your parent(s)/carer(s) will have received an email containing log-in details for the parents' portal in LDOS. If you haven't received an email, ask your primary school teacher about this. If you go to a school outside the Eindhoven Kempenland region schedule a registration interview at the school of your first choice during Central Registration Week. In this case, the school will create the LDOS account for you.
- Check your details in LDOS. These details have been prefilled by the primary school.
- List your preferred schools in the central registration system. You may only select schools and types of transition classes that match your recommendation. The central LDOS system allocates you to a school based on this list. The goal is to allocate as many pupils as possible to the school of their first choice.
- Some schools apply priority rules, for example giving priority to pupils with a (half) brother/sister or parent/carer at the school. If you want to attend Novalis, you will be given priority if you come from a Waldorf/Steiner school (vrije school). Consult the websites of the individual schools for more information. You can indicate in LDOS whether you have priority and why. If your priority status is checked and approved by the school, you don't need to participate in a draw.






- 
- For each school, indicate the type of transition class you prefer. If applicable, you can place your first school of preference twice on your list of preferences, with two different types of transition class (that match your recommendation). This means that your list of schools contains a minimum of four and a maximum of five preferences (your first school of preference twice with two different types of transition class).

- Confirm your registration. You can see the schools of your choice in the parents' portal.
- 

How does the allocation process work?



-
- The computer allocates all pupils to a school via the central system. The notary checks that the allocation process and any draws have been carried out correctly. We use the Boston algorithm for this in Eindhoven Kempenland. This means that allocation takes place in several rounds.

- In the first round, for each school the system checks how many pupils have chosen this school first in their list of preferences. If the school has enough available places, all these pupils are definitively allocated to this school. If a school doesn't have enough available places, a draw is held among all the pupils who have put this school first on their list. Pupils with an allocated priority rule are always assured of a place. The algorithm determines which pupils are allocated a place at a school. The pupils who haven't been allocated a place go through to the second round.
- 



➤ In the second round, allocation takes place among the remaining pupils based on the second school on their list of preferences. If the second school on the list still has enough available places, the pupils are allocated to this school. If there are fewer places than pupils, another draw is held. If the second school on the list of preferences is already full after the first round, the pupils go through to a third round.

➤ In the third round, allocation takes place among the remaining pupils from the second round, this time the allocation process is based on the third school on their list of preferences. This process continues until all pupils have been allocated to a school on their list of preferences. There is a maximum of five allocation rounds in total.

➤ In the exceptional situation that a pupil cannot be allocated to one of the schools on their list of preferences, the regional partnership's (regionaal samenwerkingsverband) admissions committee will seek an appropriate solution in consultation with the pupil's parent(s)/ carer(s). **This may be a school that isn't on the pupil's list of preferences.**

This brochure has been compiled on behalf of Stichting Regionaal Samenwerkingsverband voor Passend Voortgezet Onderwijs Eindhoven en Kempenland. RSV-PVO Eindhoven Kempenland includes the secondary schools in the municipalities of Bergeijk, Best, Bladel, Eersel, Eindhoven, Heeze-Leende (only those with the postcodes 5595 and 6029), Nuenen, Gerwen en Nederwetten, Oirschot, Reusel-De Mierden, Son en Breugel, Valkenswaard, Veldhoven and Waalre.

More information on e.g. the appeals mechanism can be found on www.swveindhovenkempenland.nl



RSV PVO

Regionaal
Samenwerkingsverband
Passend Voortgezet
Onderwijs Eindhoven
en Kempenland

The most up-to-date information on how to register for a school in the Eindhoven Kempenland region can be found on the website of the regional's partnership.