





In Edelstahl, Aluminium und Stahl


Rundlochungen




RV 1,5 – 2,5




RV 3 – 4




RV 3 – 6




RV 5 – 8




RV 8 – 10



RV 10 – 15




RV 15 – 21




RV 20 – 28


Quadratlochungen




Qg 4 – 7



Qg 10 – 12




Qg 10 – 15




Qg 15 – 20


Langlochungen




LV 2 – 20



LV 3 – 20



LV 5 – 20



Zierlochungen

Noch Fragen ? Rufen Sie uns einfach an.
Wir helfen gerne. Tel. 08131-61224-0

Nicht aufgeführte Lochbleche bzw. Legierungen
sind kurzfristig lieferbar!