

trade catalogue

kaboodle.com.au/trade

 **kaboodle**[®]
TRADE DIVISION



proud members of



Only at
BUNNINGS
warehouse

For more information: call **1800 666 078**, email trade@kaboodle.com.au
or contact your **Bunnings account manager** or **trade specialist**.

kaboodle trade division

Kaboodle trade division provides a range of products, services and solutions to help trade businesses complete their joinery projects.


As Australia's leading kitchen cabinetry supplier, we can help you deliver your next kitchen project on time and on budget. With a large range stocked in most Bunnings stores, we make it easy.

Speak to our highly experienced team to find out how you can use kaboodle products.





**working with kaboodle trade,
you'll gain access to:**



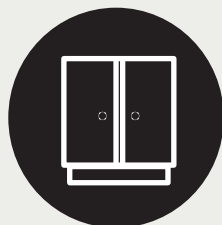
design and project services

Tell us your ideas and our designers will create the best solution. We offer ongoing support, advice and troubleshooting before, during and after installation.



convenience and speed

Get access to to modular, off-the-shelf products for a fast turnaround, available from the Bunnings network nationally.



wide product range

With modular and customisable product options in over 80 colours, our trade team can help you achieve a stylish and cost effective solution for your next job.



quality products, guaranteed

Our products are built to last, supported by a 10 year product warranty. We have selected cabinets tested and certified to meet the stringent AFRDI standards.

helping you get the job done

We employ industry experts with experience and knowledge to bring your ideas to life and ensure all of your customers' requirements are met.

- 1 Get in touch with us: call 1800 666 078, email trade@kaboodle.com.au or contact your Bunnings account manager or trade specialist.
- 2 Our kaboodle specialists will work with Bunnings to create the best solution for you and your client. Where needed, we can even customise widths for a perfect fit.
- 3 For a fast turnaround job, you can pick-up modular products from your local Bunnings store either off-the-shelf immediately or via quick delivery (usually within 7 days). All 'extended lead time' and customisable products will be manufactured to order and your kaboodle trade territory manager will be able to keep you updated with delivery times.
- 4 If you need any assistance along the way we have a number of online support tools and our team are on hand to work with you to help complete your project.

free design support
send us your plans and we'll
take care of the rest

email trade@kaboodle.com.au
or contact your Bunnings
account manager or trade
specialist



built to last

kaboodle lifetime advantage

If you purchase and install kaboodle product on behalf of your client, you can help them register for the kaboodle lifetime advantage.

- DIY Resolutions Pty Ltd will extend the owner's warranty as for as long as their kaboodle product is installed in that house and your client continues to own and maintain that house as their principal place of residence.
- The Kaboodle Lifetime Advantage applies only to cabinet carcasses that suffer a failure in its structural integrity due to a defect in the materials or manufacturing process
- For your client to access the Kaboodle Lifetime Advantage warranty, you will need to register your purchase* on the kaboodle website on their behalf. Scan the QR code to start your client's registration.

*Product pricing data is not made available to the homeowner.

10 year warranty

All cabinets, hinges, drawer runners, handles, doors, panels, metal shelving, wire baskets and inserts, waste bins, timber and laminate benchtops have a 10 year warranty.



Visit **kaboodle.com.au** for the full warranty terms and to register yours or your client's kaboodle products.

tested, tested and re-tested

We are proud to be one of a small number of manufacturers who have had selected cabinets tested and certified to the stringent requirements of the Australasian Furnishing Research and Development Institute (AFRDI).

AFRDI testing includes rigorous tests and assessment on construction, durability, safety, strength and choice of components used in domestic kitchens and are based on the Australian/New Zealand Standard AS/NZS 4386.1.



Blue Tick
Product
Certification

We recommend when researching and buying your new kitchen to look for the AFRDI tick.

note: Selected cabinets using standard hardware have been tested to meet the AFRDI tick. Please contact our customer service hotline on 1800 666 078 for more information.

cabinet frames tested
for strength and durability

to test **shelf supports**, 30kg of weight is placed on the shelf, while a 1.7kg steel bar is tipped over close to the shelf supports to make sure they don't break or dislodge

doors are opened and closed 40,000 times to test for wear and fatigue



16mm solid backs

35kg of weight is placed on top of the shelf to test for bowing

100kg of weight is applied to the base of the cabinet to test for strength and durability

adjustable feet
for easy levelling

Our cabinets are just the beginning of your kitchen design. Remember that all cabinets are designed to be inbuilt and affixed to a wall or structure and are not capable of being used properly without doing so. This also ensures other components such as your selected hardware, accessories, doors, panels and benchtops can also be properly used.

cabinet range

Select from a large range of cabinets suitable for your project. Kaboodle kitchen cabinets are designed to be inbuilt in kitchen and laundry applications. These cabinets cannot be used properly if they are not affixed to a wall or other structure.

base cabinets

You can't kaboodle a kitchen without cabinets. All our base cabinets feature 16mm solid backs, adjustable legs for easy levelling and an adjustable shelf with shelf supports to meet all your storage needs.

note: Kickboards are 145mm high, so remember this when working out the total height of your kitchen.



base cabinets

height: 720mm
depth: 560mm

customisable widths

modular widths:
150mm, 200mm, 300mm, 400mm, 450mm, 600mm, 800mm, 900mm
150mm x 320mm (d) wine rack
customisable widths:
between 200mm – 1000mm



600 drawer cabinet

height: 290mm
depth: 560mm
modular width:
600mm (1 drawer)



combination base cabinet

height: 720mm
depth: 560mm
modular width:
450mm (1 door, 1 drawer)



drawer cabinets

height: 720mm
depth: 560mm

modular widths:
450mm (3 or 4 drawers),
600mm (2 or 3 drawers),
900mm (2 or 3 drawers)



corner base cabinet

height: 720mm
depth: 560mm

modular widths:
900mm x 900mm



blind corner base cabinet

height: 720mm
depth: 560mm

modular width:
984mm blind corner

blind corner distance requirements and door size guide

cabinet width	blind panel width	space required	void [^]	door size
984mm	600mm	1000mm*	16mm	400mm
984mm	600mm	1050mm	66mm	450mm
984mm	600mm	1200mm	216mm	600mm

*denotes minimum space required

[^]void in-between cabinet and wall



wall cabinets

height: 720mm
depth: 300mm

customisable widths

modular widths:
150mm, 200mm, 300mm,
400mm, 450mm, 600mm,
800mm, 900mm

150mm x 320mm (d) wine rack

customisable widths:
between 200mm - 1000mm

wall cabinets

Like base cabinets, these are supplied with an adjustable shelf and shelf supports. Our wall cabinets also match the varying widths of base cabinet frames for a perfectly symmetrical look every time.




deep wall cabinets

height: 720mm
depth: 400mm

customisable widths

modular widths:
150mm, 200mm, 300mm,
400mm, 450mm, 600mm,
800mm, 900mm

customisable widths:
between 200mm - 1000mm




medium wall cabinet

height: 550mm
depth: 400mm

modular widths:
600mm

customisable widths:
between 200mm - 1000mm



slimline wall cabinets

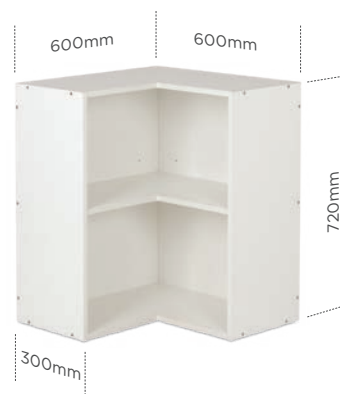
height: 360mm
depth: 300mm

customisable widths

modular widths:
600mm, 800mm, 900mm

customisable widths:
between 600mm - 1000mm


note: Designed for flap door use



corner wall cabinet

height: 720mm
depth: 300mm

modular widths:
600mm x 600mm




deep overhead cabinet

height: 360mm
depth: 400mm

customisable widths

customisable widths:
between 600mm - 1000mm

note: Ideal for use above fridges, designed for use with two hinged doors



deep corner wall cabinet

height: 720mm
depth: 400mm

modular widths:
700mm x 700mm

note: only widths 900mm and above come with central vertical divider



corner pantry

height: 2200mm
depth: 566mm
modular widths:
980mm x 980mm

pantry cabinets

The perfect solution for all vertical and compact storage needs! Our pantries are available in different sizes and functions to suit any kitchen space.



pantry cabinets

height: 2055mm
depth: 580mm
modular widths:
450mm, 600mm, 900mm
customisable widths:
between 300mm - 900mm

customisable widths



blind corner pantry

height: 2055mm
depth: 580mm
modular width:
1000mm blind corner pantry

note: The total space required for the blind corner pantry is 1200mm. 600mm blind corner panel sold separately. Door can be placed left or right hand side.



tall pantry cabinets

height: 2200mm
depth: 580mm
modular widths:
450mm, 600mm, 900mm
customisable widths:
between 300mm - 900mm

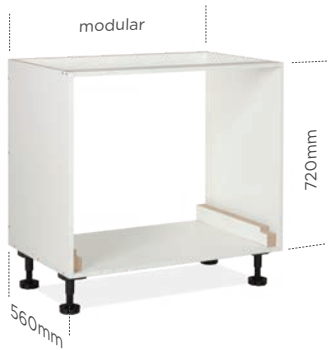
customisable widths



tall blind corner pantry

height: 2200mm
depth: 580mm
modular width:
1000mm blind corner pantry

note: The total space required for the tall blind corner pantry is 1250mm. 650mm blind corner panel sold separately. Door can be placed left or right hand side.



underbench oven cabinets

height: 720mm
depth: 560mm

modular widths:
600mm, 900mm

appliance cabinets

Our purpose built appliance cabinets for ovens and rangehoods look great in any kitchen and work as a compact way of showcasing your appliances.

slideout rangehood cabinets

rangehood clearance:

The minimum clearance to the underside of the rangehood is 650mm from the top of the trivet for gas cooktops and 600mm for electric cooktops, or the appliance specification, whichever is greater.

For undermount rangehoods, we recommend using a medium wall cabinet, or a deep wall cabinet in 600mm or 900mm.

Be sure to check your appliance specifications before completing your design.



slideout rangehood cabinet

height: 600mm
depth: 300mm
modular widths:
600mm, 900mm

Recommended for
electric cooktops.

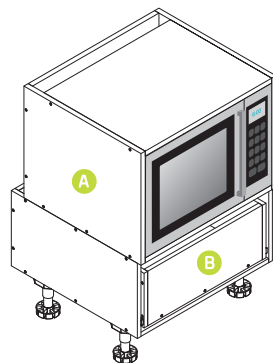


medium slideout rangehood cabinet

height: 550mm
depth: 300mm
modular widths:
600mm, 900mm

Recommended for
gas cooktops.

appliance cabinet combinations

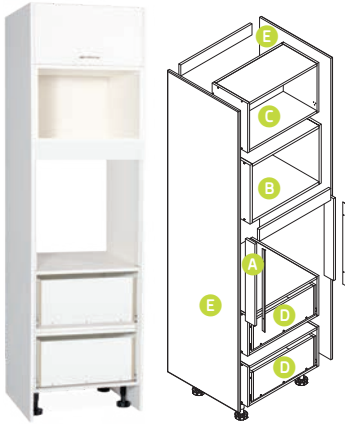


microwave box for under bench

- A** 1 x microwave box in your choice of colour
- B** 1 x 600mm 1 drawer cabinet

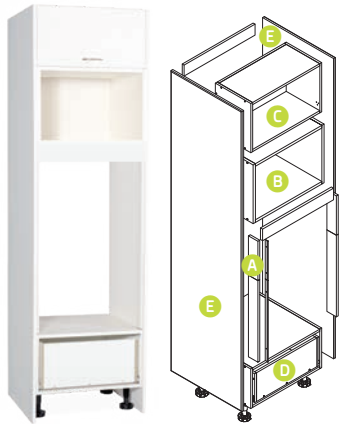
appliance cabinet combinations

oven tower and fridge cabinet



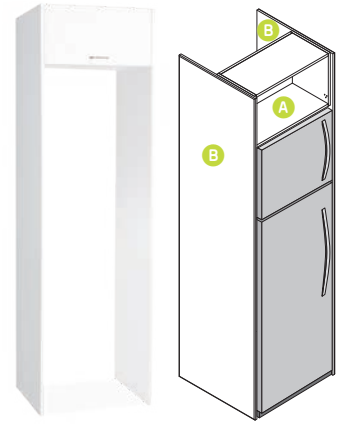
oven tower for a 600mm high oven

- A 1 x oven tower pack
- B 1 x microwave box
- C 1 x 600mm slimline cabinet
- D 2 x 600mm 1 drawer cabinets
- E 2 x pantry end panels



oven tower for a 890mm high oven

- A 1 x oven tower pack
- B 1 x microwave box
- C 1 x 600mm slimline cabinet
- D 1 x 600mm 1 drawer cabinet
- E 2 x pantry end panels



cabinet for a fridge

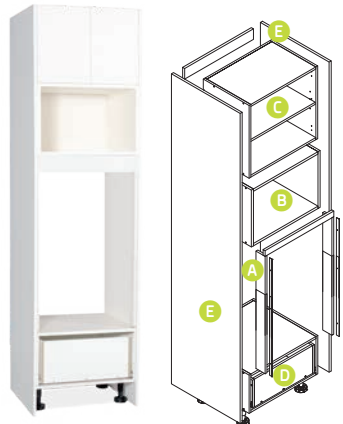
- A either a 600, 800 or 900mm slimline cabinet (also available in customisable widths, or a deep overhead cabinet).
- B 2 x pantry end panels

tall oven tower and fridge cabinet



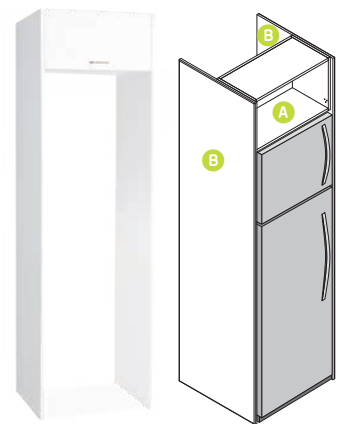
tall oven tower for a 600mm high oven

- A 1 x tall oven tower pack
- B 1 x microwave box
- C 1 x 600mm medium wall cabinet
- D 2 x 600mm 1 drawer cabinets
- E 2 x tall pantry end panels



tall oven tower for a 890mm high oven

- A 1 x tall oven tower pack
- B 1 x microwave box
- C 1 x 600mm medium wall cabinet
- D 1 x 600mm 1 drawer cabinet
- E 2 x tall pantry end panels



tall cabinet for a fridge

- A either a 600, 800 or 900 slimline cabinet (also available in customisable widths), a deep overhead cabinet, or a medium wall cabinet, depending on your fridge size.
- B 2 x tall pantry end panels

customisable open shelves

This functional and stylish design feature can seamlessly integrate with wall and slimline cabinets, adding more personality to a space.

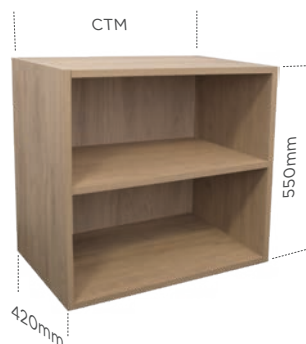
Available in all melamine panel colours.



open wall shelf

height: 720mm
depth: standard 320mm or deep 420mm
customisable widths:
between 200mm - 1000mm

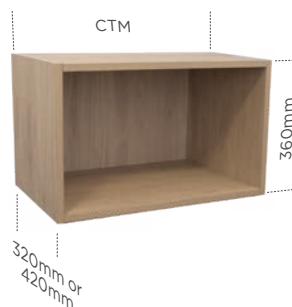
customisable widths



deep open medium wall shelf

height: 550mm
depth: 420mm
customisable widths:
between 200mm - 1000mm

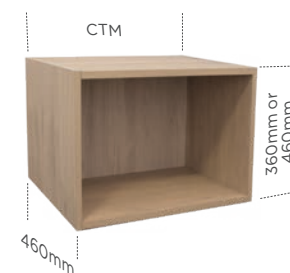
customisable widths



open slimline shelf

height: 360mm
depth: slimline 320mm or deep slimline 420mm
customisable widths:
between 200mm - 1000mm


customisable widths



microwave open shelf

height: 360mm or 460mm
depth: 460mm
customisable widths:
between 400mm - 600mm

customisable widths




coconut milk
feta whip v
wild garlic
salty oak
sea salt



white pepper
pinto bean
ghost ash
maplenut
hazelnut v



oak latte
grey spice
licorice twist
blackberry
molasses v

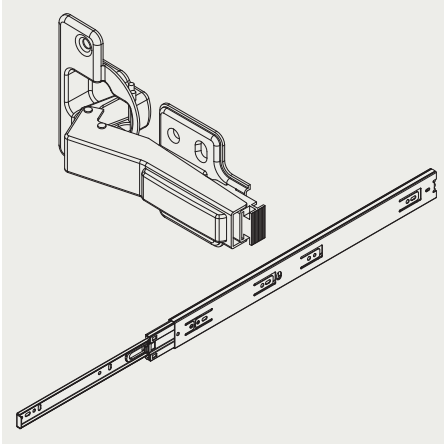


juniper
oyster
walnut
truffle oak
five spice

hinges and runners

- made from quality materials, our standard hinges are independently tested for over 40,000 hinge uses
- suits different kitchen styles
- standard to premium options available

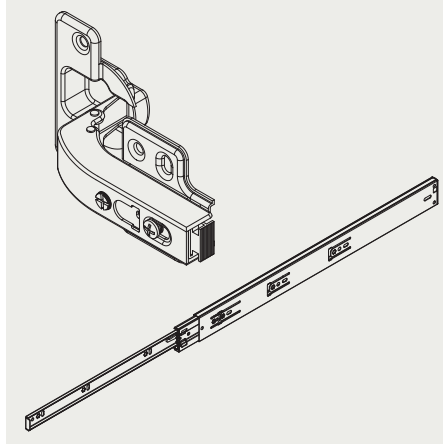
standard



standard

available as:

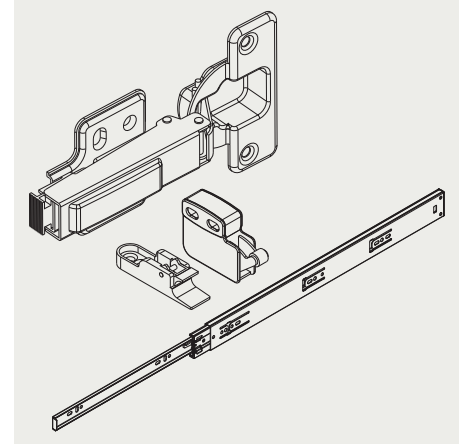
- 110 and 165 degree hinges
- corner and blind corner hinges
- 500mm runners
- slimline cabinet hinges/gas struts



soft close

available as:

- 110 degree hinges
- corner and blind corner hinges
- 500mm runners

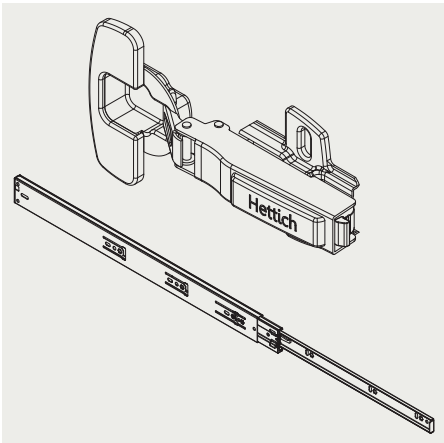


push to open

available as:

- 110 degree hinges
- 500mm runners
- push to release mechanism for corner cabinets

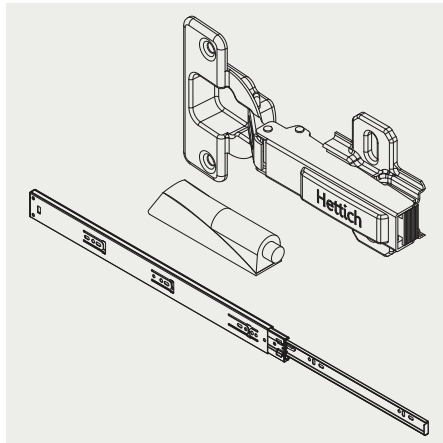
premium



Hettich soft close

available as:

- 110 degree hinges
- 500mm runners



Hettich push to open

available as:

- 110 degree hinges
- 500mm runners



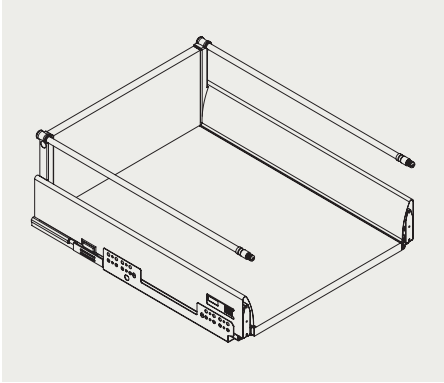
For your peace of mind Hettich will fully endorse these products with a Lifetime Warranty. In the unlikely event that you should experience any manufacturing quality issues with these products you can rest assured that you will be covered by this Lifetime Warranty.

*For more details please visit our website kaboodle.com.au

note: Soft close hinges are not suitable for use with corner cabinets, slimline cabinets or frosted glass doors. The push to release mechanism and push to open hinges are not suitable for use with frosted glass doors.

hardware upgrades and extras

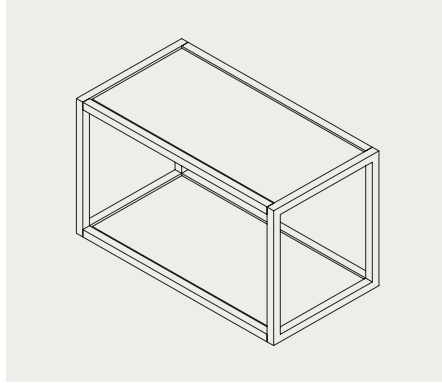
- upgrades and add-ons available • increased functionality • easy to install



metal sided drawers

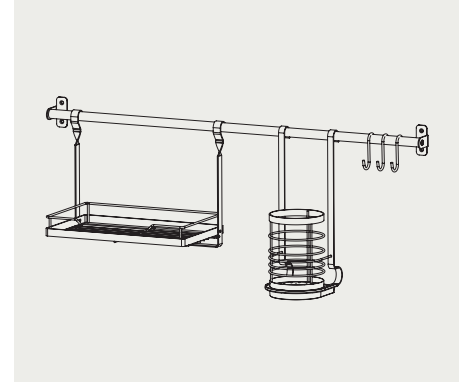
available as:

- 450mm, 600mm and 900mm width
- double walled
- soft close sides
- cutlery and pot drawer options



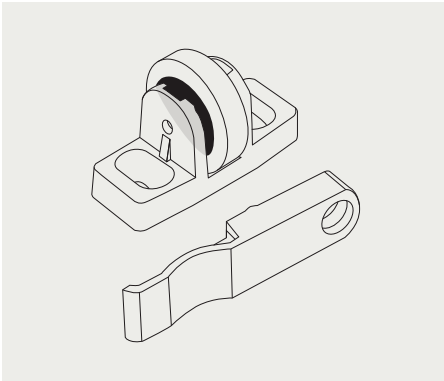
steel frame shelf

- accessible storage solution
- matt black and matt white finish
- available in slimline or wall cabinet heights, in 600mm or 900mm widths



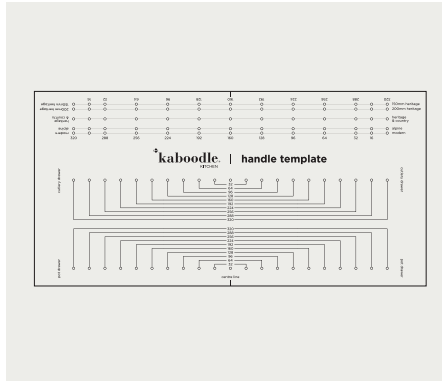
hanging kitchen storage

- wall mount
- includes rail and fixings
- traditional look in a 6 or 8 piece set
- modern look with customisable pieces



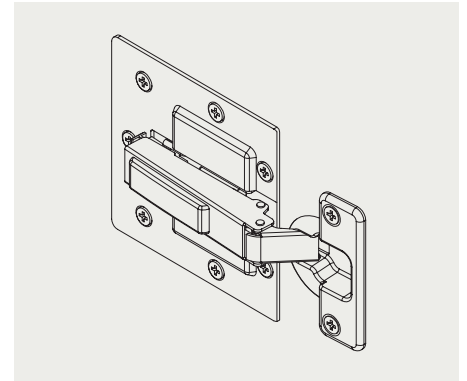
corner catch

prevents doors from sagging and protects adjacent doors.



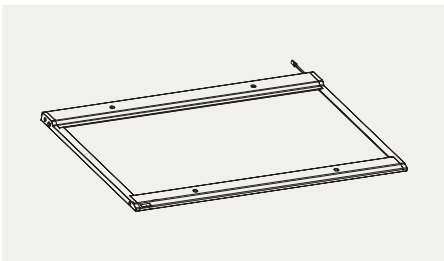
handle drilling template

accurately install handles up to 320mm (centre to centre)



cabinet guard

- ideal for government, rental and commercial housing




under cabinet LED panel

- 400mm, 450mm, 600mm and 900mm lengths
- daisy chain connection functionality

kitchen handles

Choose from our huge range to find the perfect handles to suit the job.




pasto handle

finish: white
size: 96, 128, 160mm
(centre size)



pasto handle

finish: brushed nickel
size: 96, 128, 160mm
(centre size)



pasto handle

finish: chrome
size: 96, 128, 160mm
(centre size)



pasto handle

finish: matt black
size: 96, 128, 160mm
(centre size)



classic bow handle

finish: nickel plated
size: 96mm
(centre size)



casco cup handle

finish: brushed nickel
size: 64mm
(centre size)



casco cup handle

finish: matt black
size: 64mm
(centre size)



bar handle

finish: brushed stainless steel
size: 128, 192mm
(centre size)




extrudo

finish: aluminium
size: 120, 200, 300, 500mm (full length)



extrudo

finish: matt black
size: 120, 200, 300, 500mm (full length)




plaza handle

finish: white
size: 64, 96, 128mm, 350mm (full length)



plaza handle

finish: matt black
size: 64, 96, 128mm, 350mm (full length)



plaza handle

finish: brass
size: 64, 96, 128mm, 350mm (full length)



antique bow handle

finish: brushed bronze
size: 96mm
(centre size)



antique bow handle

finish: matt black
size: 96mm
(centre size)



jardin handle

finish: white
size: 96mm,
(centre size)



jardin handle

finish: matt black
size: 96mm,
(centre size)



jardin handle

finish: brushed gold
size: 96mm,
(centre size)



jerico handle

finish: brushed gold
size: 160mm,
(centre size)



jerico handle

finish: matt black
size: 160mm,
(centre size)



cali handle

finish: white
size: 96, 128, 160, 192mm
(centre size)



cali handle

finish: brushed nickel
size: 96, 128, 160, 192mm
(centre size)



cali handle

finish: matt black
size: 96, 128, 160, 192mm
(centre size)



jerico knob

finish: brushed gold
size: 18mm
(diameter)



jerico knob

finish: matt black
size: 18mm
(diameter)



round bar handle

finish: brushed
stainless steel
size: 96, 128, 192mm
(centre size)



t-pull handle

finish: brushed
stainless steel
size: 96, 128mm
(centre size)



salento handle

finish: worn gold
size: 96, 160, 192mm
(centre size)



salento handle

finish: matt black
size: 96, 160, 192mm
(centre size)



bolivar handle

finish: matt black
size: 96, 128, 160mm
(centre size)



turbo handle

finish: brushed nickel
size: 128mm
(centre size)



turbo handle

finish: matt black
size: 128mm
(centre size)



vela handle

finish: brushed
amber gold
size: 96, 128mm
(centre size)



vela handle

finish: brushed nickel
size: 96, 128mm
(centre size)



discreet grip handle

finish: polished
stainless steel
size: 16, 160mm
(centre size)

kitchen handles

Choose from our huge range to find the perfect handles to suit the job.



cabo handle

finish: brushed
amber gold
size: 96, 128mm
(centre size)



cabo handle

finish: brushed nickel
size: 96, 128mm
(centre size)



cup handle

finish: brushed nickel
size: 64mm
(centre size)



cup handle

finish: matt black
size: 64mm
(centre size)




iza knob

finish: brushed nickel
size: 30mm
(centre size)




iza knob

finish: matt black
size: 30mm
(centre size)



turbo knob

finish: brushed nickel
size: 30mm
(centre size)



turbo knob

finish: matt black
size: 30mm
(centre size)



mushroom knob

finish: brushed nickel
size: 27mm
(diameter)



mushroom knob

finish: matt black
size: 27mm
(diameter)



cabo knob

finish: brushed
amber gold
size: 30mm
(centre size)



cabo knob

finish: brushed nickel
size: 30mm
(centre size)



grip knob

finish: brushed nickel
size: 16mm
(diameter)

accessories and bins

- integrated lids and removable bin inserts
- quick upgrade option
- handy finishing touch
- combine products to suit
- quick to install



side mount pullout bin

available to suit:

- 450mm (2x38L)
- includes door mount hardware



side mount pullout bin on metal sided drawers

available to suit:

- 350mm (2 x 11L)
- 450mm (2x31L)
- includes door mount hardware
- Requires 350mm or 450mm MSD kit (not included)



door mount swing bin

available to suit:

- 400mm or larger (1x15L)



base mount pullout bin

available to suit:

- 400mm (20L+2X10L)



base mount pullout bin

available to suit:

- 300mm (1x35L)
- 450mm (2x35L)



base mount pullout laundry hamper

available to suit:

- 300mm (1x35L)
- 450mm (2x35L)



in drawer bin

available to suit:

- 900mm (15L+ 2x20L)



cutlery inserts

- small, large and knife inserts available
- can be used in both timber and metal sided drawers



silicone sink rollmat

- holds up to 15kg
- heat resistant to 180°C

wireware

- height adjustable baskets
- includes soft close mechanism
- solid shelf sides



1 tier pullout basket

suits cabinets:

- 400mm, 450mm, 600mm, 800mm, 900mm
- holds up to 30kg



2 tier pullout basket

suits cabinets:

- 150mm
- 2 chrome baskets
- holds up to 30kg



3 tier pullout basket

suits cabinets:

- 300mm
- 3 chrome baskets
- holds up to 30kg



blind corner basket

available with:

- 4 chrome baskets
- baskets hold up to 6kgs each
- minimum 450mm cabinet door required for pullout baskets to work properly



corner rotating basket (2 tier)

used in corner base cabinet and includes:

- 2 rotating baskets
- baskets hold up to 10kg each



pantry pullout basket (6 tier)

used in 450mm pantry and includes:

- 6 adjustable chrome baskets
- baskets hold 6kg each

premium wireware

new

- height adjustable baskets
- functional flat shelving trays
- premium dark grey colour provides a high-quality, stylish finish



blind corner pullout

available with:

- 2 layers of wooden tray
- anti slip mat
- universal opening



corner rotating tray

used in corner base cabinet
and includes:

- 2 layers of wooden tray
- solid shelf
- premium dark grey



pantry pull out baskets

available to suit a 450mm
or 600mm pantry

- 6 tier, solid shelf
- anti slip mat
- soft close



door pull pantry

used in 450mm pantry
and includes:

- 6 layers of wooden trays
- anti slip mat
- soft close

doors and panels

Customisable widths are available in all door colours in our modern profile via an extended lead time.

melamine

- double sided melamine (excluding gloss colours)
- 1mm PVC edging colour closely matched to the door face

premium melamine

- get everything offered with melamine plus choose from textured, matt, or high-gloss finishes.

thermoformed


- vinyl wrapped around the full face of the door to give a seamless finish and no exposed corners

premium thermoformed

- European sourced high quality vinyl that is scratch and scuff resistant
- superior performance in UV conditions



modern



heritage



v-groove



alpine



country




6 panel glass door

These eight colours are available off the shelf or quick delivery.

Quick delivery means products will be available in-store within 7 days (dependent on local store availability).


^ **Gloss White** is not suitable for use in areas of a kitchen that are exposed to excessive direct sunlight and/or UV light. This colour is more susceptible to fading and discolouration over time. We recommend that if this is the case in your kitchen that you select alternative colours to this. Please refer to our order guide for product availability.

* **Macaroon** is available for off the shelf in modern and alpine profiles only. Customisable widths, heritage and country profiles available via an extended lead time.




doors and panels


The following colours are available
via extended lead time




macaroon



nougat truffle



vanilla essence




wild garlic



pinto bean




cardamom




coconut milk




provincial white



feta whip v



cremasala



white pepper




salty oak



danish blue



kaleo



portacini

doors and panels



oak latte



hazelnut v




spiced oak



ghost ash




raw board



smoked grey



grey fig



berry blue




luminess metallic



licorice twist



blackberry




black olive



maplenut



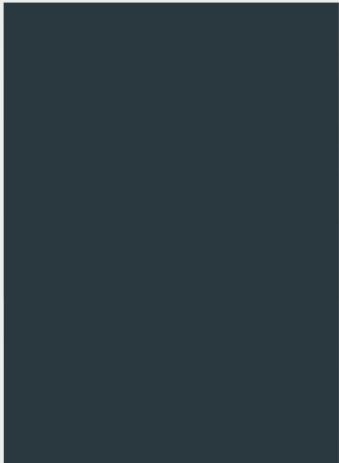
olive grove




matchamisu



walnut



poppy seed




grey spice



charcola



black forest




molasses v

doors and panels

trends range


Helping your clients embrace colour and get an on-trend, designer look kitchen has never been easier.

Trends range is available via extended lead time, customisable widths available in all six colours.




pistachio

material: premium thermoformed
profile: modern, alpine, v-groove




oyster

material: premium melamine
profile: modern




juniper

material: premium melamine
profile: modern



saltbush

material: premium thermoformed
profile: modern, alpine, v-groove



cannellini

material: premium thermoformed
profile: modern, alpine, v-groove



truffle oak

material: premium melamine
profile: modern

doors and panels availability guide

All kaboodle doors and panels have 18mm thicknesses. Customisable widths are available in all door colours in our modern profile via an extended lead time. Speak to a Bunnings kitchen expert for an accurate estimation.

colour	profile					finish	availability		
	modern	heritage	country	alpine	6 panel glass		take home today	quick delivery	extended lead time
paint your own - material: MDF									
raw board	•	•	•	•		raw			•
classic range - material: melamine									
sea salt	•					matt		•	
five spice	•					matt	•	•	
oak latte	•					textured woodgrain	•	•	
everyday range - material: thermoformed									
gloss white	•	•			•	gloss	•	•	
provincial white	•	•	•	•		textured satin			•
buttermilk	•					gloss		•	
antique white	•	•	•	•	•	matt	•	•	
charcola	•					gloss			•
luminess metallic	•					metallic gloss			•
designer range - material: premium melamine									
coconut milk	•					semi gloss			•
feta whip v ⁺	•					soft touch matt			•
wild garlic	•					matt			•
salty oak	•					textured woodgrain			•
white pepper	•					matt			•
pinto bean	•					textured woodgrain			•
ghost ash	•					textured woodgrain			•
maplenut	•					textured woodgrain			•
hazelnut v ⁺	•					textured woodgrain			•
walnut	•					textured woodgrain			•
grey spice	•					matt			•
licorice twist	•					textured woodgrain			•
blackberry	•					matt			•
molasses v	•					soft touch matt			•
premium range - material: premium thermoformed									
macaroon*	•	•	•	•		silk	•	•	•
nougat truffle	•	•	•	•		matt			•
egg white	•					gloss		•	
vanilla essence	•	•	•	•		matt			•
cremasala	•	•	•	•		matt			•
cardamom	•	•	•	•		matt			•
portacini	•	•	•	•		matt			•
smoked grey	•	•	•	•		matt			•
kaleo	•	•	•	•		matt			•
danish blue	•	•	•	•		matt			•
spiced oak	•					textured woodgrain			•
olive grove	•	•	•	•		matt			•
matchamisu	•	•	•	•		matt			•
grey fig	•	•	•	•		textured matt			•
berry blue	•	•	•	•		textured matt			•
poppy seed	•	•	•	•		textured matt			•
black forest	•					textured woodgrain			•
black olive	•	•	•	•		silk			•

* Matching benchtops available for hazelnut v, feta whip v and molasses v.

*Macaroon available to take home today in alpine profile only.

modular benchtops for a quick and economical option

- Choose from our modular range of laminate, natural timber or bamboo benchtops for an easy-to-install and affordable option
- Cutting service available on most modular benchtops (excluding bamboo)
- Widths: 600mm or 900mm
- Lengths: 1200mm to 2400mm (american oak up to 3600mm)
- Usually available off-the-shelf or for quick delivery

Colour variations may occur with our timber benchtops as they are a natural product.


Gloss laminate benchtops may be susceptible to scratches, refer to our care and maintenance document for more information.

Benchtop patterns and grains may not always line up. Take this into consideration when designing your benchtop plan.


modular timber and bamboo benchtops



hevea



american oak




bamboo

modular
laminates
benchtops




almond brittle




vanilla cream




santolina



alabaster



torrone



smoked oak



hickory maple



cinnamon oak




apricot ash



pepper leaf



burnt brittle



squid ink



pumpernickel



black granite

customisable benchtops for a more flexible option


- We offer a range of stone, timber and concrete look laminates
- Available in a variety of finishes including gloss and matt, as well as premium finishes such as textured wood grains, soft touch matt and anti-fingerprint
- Cut to size for you, ready for installation
- 20mm thick benchtops are available in widths of up to 1200mm (above a standard 900mm width) and available in longer lengths up to 3600mm
- 38mm thick benchtops are available in widths of up to 1200mm (above a standard 900mm width) and available in longer lengths up to 3050mm
- available in reduced widths (below standard 600mm)
- Customisable options include wider widths with ABS square edge profiles and double-sided laminate for waterfalls
- Available via extended lead time



coconutty



calcutta grey



tapioca



crackle crush



crackle crush gloss




salt pan



black pudding



basalt



soyanut



blaklava




molasses




travertine




terrine



calcutta gloss




mayonella



biancoccino



oyster swirl



terrazzola



marbellino



lady grey




enoki



pepperwood



bambucha



honeywood



hazelnut



cacao oak

modular benchtop range

Our modular benchtops are perfect if you're after a benchtop in a hurry and are happy to cut it yourself. Available in set sizes either straight off the shelf or via quick delivery (usually delivered to store within 7 days). Includes laminate and real timber options.

colour	collection					finish			profile	
	solid colour	stone look	timber look	solid timber	natural bamboo	matt	gloss	natural	square edge	bevelled edge
almond brittle		•				•			•	
pepper leaf		•				•			•	
vanilla cream		•					•		•	
alabaster		•				• ²			•	
santolina		•					•		•	
burnt brittle		•				•			•	
squid ink		•				• ²			•	
pumpernickel		•					•		•	
black granite		•					•		•	
hickory maple			•			• ²			•	
smoked oak			•			•			•	
american oak*				•				•	•	
hevea				•				•	•	
bamboo					•			•		•
apricot ash			•			•			•	
torrone		•				•			•	
cinnamon oak			•			•			•	

² = double laminate (top & bottom)

*3600 modular and cutting service available via extended lead time

modular cutting service

Or, choose our cutting service and get your modular benchtop cut to your required size. Allow an extended lead time for delivery.

thickness				dimensions (length x width mm)					cutting service
33mm	35mm	36mm	38mm	1200 x 600	2400 x 600	2400 x 900	3600 x 600	3600 x 900	
			•		2669815 W-52054	2669816 W-52055			•
			•	194535 W-59503	194536 W-59504	194537 W-59505			•
			•	198168 W-59509	194541 W-59510	194542 W-59511			•
					608067 W-52350	608058 W-52351			•
			•		194522 W-52972	194523 W-52973			•
			•		194526 W-52974	194527 W-52975			•
			•		2669813 W-52052	2669814 W-52053			•
			•	198167 W-59506	194539 W-59507	194540 W-59508			•
			•	194531 W-59500	194532 W-59501	194534 W-59502			•
			•		2669811 W-52050	2669812 W-52051			•
			•		194528 W-52976	194530 W-52977			•
•					0246290 W-51990	0246291 W-51991	0246292 C-51992	0246293 C-51993	•
		•			82263 W-52046	82264 W-52047			•
	•				2662191 W-52000	2662192 W-52001			
			•		0825791 W-53274	0825794 W-53275			•
			•		0825786 W-53278	0825784 W-53279			•
			•		0825795 W-53270	0825789 W-53271			•

customisable benchtop range

Our customisable benchtops give you more choice, flexibility and convenience.

Our laminate collections include the latest colour trends from Europe in high quality, durable laminate reproductions that are so good they are almost indistinguishable from the real thing. Allow an extended lead time for delivery.

colour	collection				finish						thickness		
	solid colour	stone look	concrete look	timber look	gloss	super matt	soft touch	textured matt	matt wood	premium woodgrain	20mm	28mm	38mm
molasses max width 900mm	•						•					•	
salt pan		•						•					•
tapioca		•						•					•
coconutty		•				•							•
crackle crush		•				•							•
crackle crush gloss		•			•						•		•
terriner		•				•							•
mayonella		•			•						•		•
calcutta grey		•				•							•
calcutta gloss		•			•						•		•
biancoccino		•					•				•		•
terrazzola		•					•				•		•
oyster swirl		•			•						•		•
marbellino		•			•								•
blaklava		•				•							•
soyanut		•			•						•		•
black pudding		•						•					•
enoki			•		•								•
lady grey			•			•							•
basalt			•			•							•
bambucha				•				•					•
honeywood				•					•				•
cacao oak				•						•			•
hazelnut				•						•			•
pepperwood				•					•				•
travertine		•						•					•

*all
customisable
products*
**are cut and
finished in
Australia**

[illegible]

* double laminate available on all square edge benchtops (top and bottom)

easy to install, loved by your clients

Working with kaboodle can help you achieve a fast and cost effective joinery solution for your next job.

 **kaboodle**[®]
TRADE DIVISION



kaboodle.com.au/trade

July 2025

© DIY Resolutions Pty Ltd - This catalogue supersedes and replaces all previous catalogues and representations as to the kaboodle products and their capabilities. DIY Resolutions reserves the right to modify or delete products at any time as a part of product development practices. Printed colours are indicative only. Any information, claims or pricing needs to be confirmed at the time of purchase at Bunnings Warehouse.

Only at
BUNNINGS
warehouse